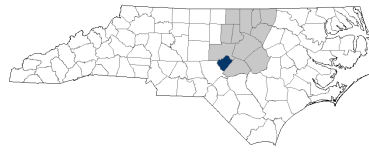


Lee County

2030 NC Degree Attainment Goal: 2 million (67%)
2030 Proposed Lee County Attainment Goal: 10,102 (58%)



Raleigh-Durham
 Prosperity Zone Sub-Region
Peer County Type: Rural Non-Metro
Local Education Agencies: 1
Charter Schools: 2

Population Spotlight

2010 Census: 57,866
 2020 Census: 63,285
 Change: 5,419

Growth Rate

9.4% County vs. **9.5%** State

\$57,025
 Median Household Income (2020)

20.3%
 Child Poverty Rate (2020)

78%
 Households with Broadband (2020)

65%
 Home Owners (2020)

78%
 Voter Registration Rate (2021)

5.4%
 Unemployment Rate (2021)

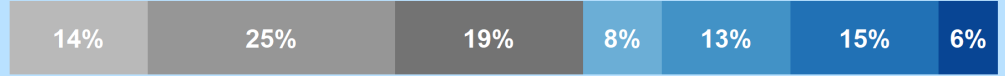
Educational Attainment

Lee County residents ages 25-44, 2021

No Degree
57.9%
 9,187

Have Degree or Credential
42.1%
 6,669

Less than high school | High school graduate (including GED) | Some college, no credential | Short-term credential | Associate degree | Bachelor's degree | Graduate or professional degree



Note: Numbers may add to more than 100% due to rounding

Top Opportunities for Growth

These three areas represent the biggest opportunities for Lee County to improve future attainment outcomes.



First-Year Persistence

67% of Lee County high school graduates who enroll in postsecondary persist to their second year, below the rural non-metro county average of 73%.



Chronic Absenteeism

34% of Lee County students are chronically absent from school, above the rural non-metro county average of 29%.

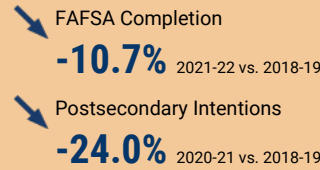
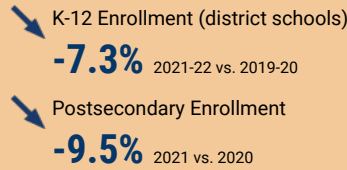


FAFSA Completion

51% of Lee County high school seniors complete the FAFSA, below the rural non-metro county average of 55%.

Impact of Covid-19 on Education Pipeline

Covid-19 has affected critical transition points along the education continuum.



Data Disruptions

- College-and-Career-Ready in Reading
- College-and-Career-Ready in Math
- Chronic Absenteeism



ncdemography.org

ACADEMIC READINESS

How students in Lee County traditional schools are currently doing:

To meet state goals, each year Lee County needs:

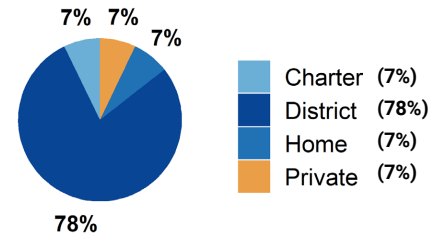
- 69% of eligible 4-year-olds enrolled in NC Pre-K program; 25 more needed to meet state goal of 75%. 2022
- 23% of 3-8 graders are earning college-and-career-ready scores (level 4 or 5) in reading; 2,110 more needed to meet state goal of 73%. 2022
- 27% of 3-8 graders are earning college-and-career-ready scores (level 4 or 5) in math; 2,476 more needed to meet state goal of 86%. 2022
- 87% of 9th graders graduate within four years; 64 more needed to meet state goal of 95%. 2021
- 34% of students are chronically absent from school; 2,071 less needed to meet state goal of 11%. 2021

Lee County has a **student-to-school counselor ratio** of 352:1 versus 318:1 in peer counties. 2021

School Choice

11,688 total students were enrolled in K-12 in Lee County in the 2021-22 school year.

Note: This profile focuses on outcomes of students enrolled in district schools.



Career and College Preparation

211 high school students took at least one AP course (7%) versus 7% in peer counties (2021).

317 graduates participated in Career & College Promise programs (44%) versus 49% in peer counties (2021).

Students in Lee County completed **338 Career & Technical Education concentrations** in 2021. The top three CTE concentrations completed include Science, Technology, Engineering, & Mathematics; Architecture and Construction; and Health Science.

COLLEGE & CAREER ACCESS

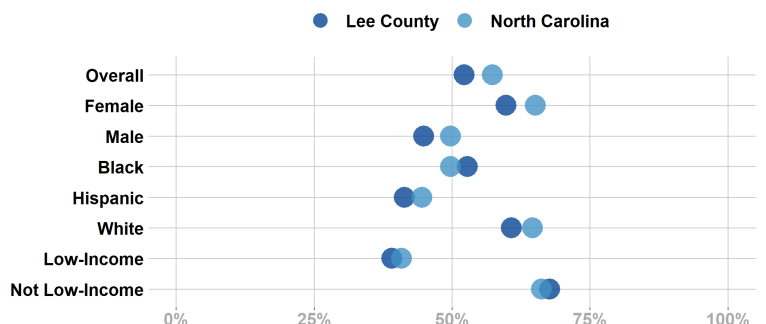
51% of seniors completed the FAFSA in 2022; 176 more need to complete in 2022 to meet state goal of 80%. 2022
<https://www.myfuturenc.org/ourwork/first-in-fafsa/>

54% of graduates reported intentions to enroll in a postsecondary institution versus 69% in peer counties. 2021

50% of graduates enrolled in a postsecondary institution within 12 months versus 50% in peer counties. 2021

56% of Lee County students have parents with no college degree (either 2- or 4-year) versus 59% in peer counties.

Postsecondary Enrollment Rates for Select Groups in Lee County, 2021



Note: Outcomes for demographic groups with fewer than 10 students are not displayed.

Success of Lee County High School Graduates

Top destinations of graduates, 2016-2020

- 32% of college-goers attended a **public 4-year college**
 - 11% of college-goers attended a **private 4-year college**
 - 56% of college-goers attended a **public 2-year college**
 - <5% of college-goers attended a **private 2-year college**
 - 95% of college-goers attended an **in-state college**
- 67% of students who enroll **persist to their second year** versus 73% in peer counties. 2021
 - 54% of students who enroll **earn a degree or credential** within 6 years versus 55% in peer counties. 2021

Adult Learners

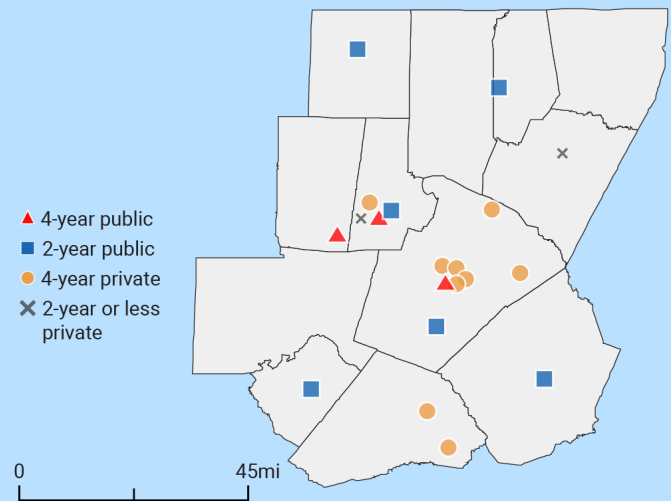
Lee County resident enrollments in NC Community Colleges, 2021

- 271 Basic Skills
- 774 Continuing Education
- 1,755 Curriculum



13% of Lee County residents have **student loan debt**; 10% of debt holders had **student loans in default**. 2020

Postsecondary assets in Raleigh-Durham Prosperity Zone sub-region



Degree Credentials Awarded, 2021

8,066 certificate | 5,938 associate | 16,203 bachelor's

In your Prosperity Zone Sub-Region:

78.8%

of postsecondary degrees and credentials conferred by regional institutions are **aligned with labor market needs**.

Top areas of misalignment:

- Health Science** (below bachelor's)
- Business Management & Administration** (bachelor's)
- Information Technology** (bachelor's)

5,347 Individuals served in an ApprenticeshipNC program in 2020

UNC and NC Community College Outcomes:

- 19,047 graduates in 2020
- 65% of 2016 graduates were employed in NC in 2021
- \$50,028 annual average earnings of graduates employed in NC (includes both part-time and full-time jobs)

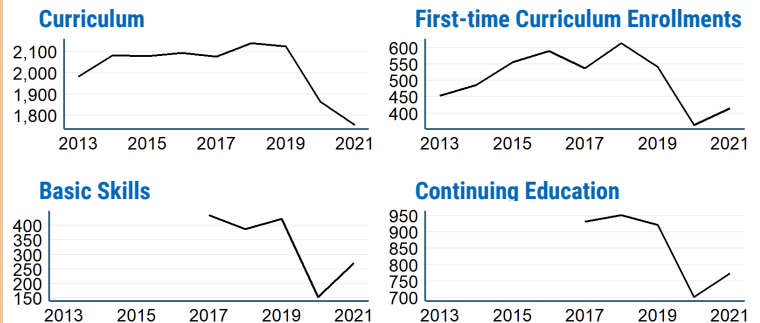
In 2021 your Workforce Development Board served:

- 5,511 in Basic Services
- 3,019 in Career Services
- 273 in Education Services

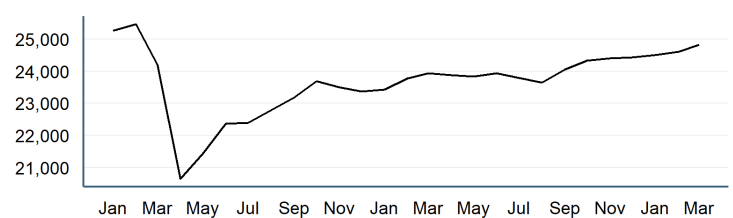


9.8% of young adults ages 16-24 in Lee County were **not working and not in school** versus 15.2% in peer counties. 2019

Impact of Covid-19 on NC Community College Enrollment



Number of Lee County residents employed, January 2020 to March 2022



Promising Attainment Practices

The new **Promising Attainment Practices Database** is a curated, searchable, and filterable collection of about 250 county, region, and state-level initiatives and programs that directly address various components of the state's attainment challenge. The Database allows local and regional initiative leaders and other stakeholders to identify groups across the state who are developing or operating initiatives designed to boost attainment.

Follow link to discover how Lee County has been meeting local needs:

https://dashboard.myfuturenc.org/promising-attainment-practices/?wdt_search=Lee

For more information about each indicator, including data sources and methodology, visit:

dashboard.myfuturenc.org/county-data-and-resources/