

# Lenoir County

**2030 NC Degree Attainment Goal: 2 million (67%)**  
**2030 Proposed Lenoir County Attainment Goal: 5,994 (48%)**



■ Goldsboro-Kinston Prosperity Zone Sub-Region  
**Peer County Type:** Rural Non-Metro  
**Local Education Agencies:** 1  
**Charter Schools:** 1

## Population Spotlight

2010 Census: 59,495  
 2020 Census: 55,122  
 Change: -4,373

## Growth Rate

**-7.3%** County vs. **9.5%** State

**\$40,586**  
 Median Household Income (2020)

**36.2%**  
 Child Poverty Rate (2020)

**85%**  
 Households with Broadband (2020)

**58%**  
 Home Owners (2020)

**72%**  
 Voter Registration Rate (2021)

**5.0%**  
 Unemployment Rate (2021)

## Educational Attainment

Lenoir County residents ages 25-44, 2021

**No Degree**  
**66.5%**  
 8,078

**Have Degree or Credential**  
**33.5%**  
 4,064

■ Less than high school ■ High school graduate (including GED) ■ Some college, no credential ■ Short-term credential ■ Associate degree ■ Bachelor's degree ■ Graduate or professional degree



Note: Numbers may add to more than 100% due to rounding

## Top Opportunities for Growth

These three areas represent the biggest opportunities for Lenoir County to improve future attainment outcomes.



### NC Pre-K Enrollment

38% of Lenoir County eligible 4-year-olds are enrolled in NC Pre-K, below the rural non-metro county average of 68%.



### Math Performance

19% of Lenoir County 3-8 graders earn college-and-career-ready scores in Math, below the rural non-metro county average of 26%.

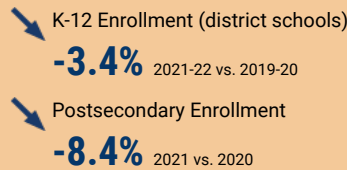


### Earning College Credit in High School

43% of Lenoir County graduates participated in the Career & College Promise programs, below the rural non-metro county average of 49%. Also, <5% of high school students took at least one AP exam, below the peer county average of 7%.

## Impact of Covid-19 on Education Pipeline

Covid-19 has affected critical transition points along the education continuum.



## Data Disruptions

- College-and-Career-Ready in Reading
- College-and-Career-Ready in Math
- Chronic Absenteeism



[ncdemography.org](http://ncdemography.org)

## ACADEMIC READINESS

### How students in Lenoir County traditional schools are currently doing:

To meet state goals, each year Lenoir County needs:

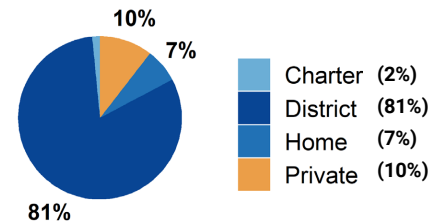
- **38%** of eligible 4-year-olds **enrolled in NC Pre-K program**; 161 more needed to meet state goal of **75%**. 2022
- **19%** of 3-8 graders are earning college-and-career-ready scores (level 4 or 5) in **reading**; 2,049 more needed to meet state goal of **73%**. 2022
- **19%** of 3-8 graders are earning college-and-career-ready scores (level 4 or 5) in **math**; 2,553 more needed to meet state goal of **86%**. 2022
- **87%** of 9th graders **graduate within four years**; 52 more needed to meet state goal of **95%**. 2021
- **32%** of students are **chronically absent from school**; 1,750 less needed to meet state goal of **11%**. 2021

Lenoir County has a **student-to-school counselor ratio** of 340:1 versus 318:1 in peer counties. 2021

### School Choice

10,097 total students were enrolled in K-12 in Lenoir County in the 2021-22 school year.

Note: This profile focuses on outcomes of students enrolled in district schools.



### Career and College Preparation

**59 high school students** took at least one **AP course (<5%)** versus **7%** in peer counties (2021).

**253 graduates** participated in **Career & College Promise programs (43%)** versus **49%** in peer counties (2021).

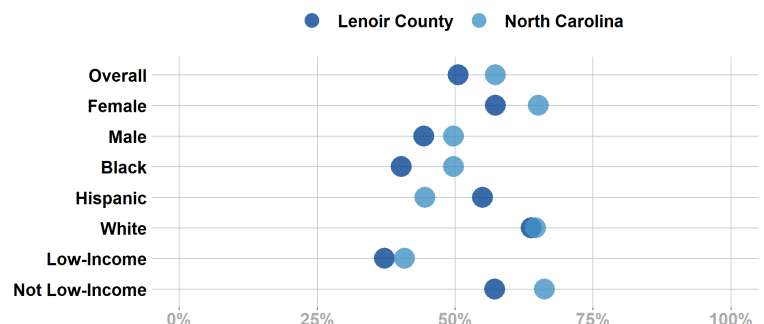
Students in Lenoir County completed **428 Career & Technical Education concentrations** in 2021. The top three CTE concentrations completed include Human Services; Agricultural, Food, & Natural Resources; and Health Science.

## COLLEGE & CAREER ACCESS

- **60%** of seniors **completed the FAFSA** in 2022; 99 more need to complete in 2022 to meet state goal of **80%**. 2022  
<https://www.myfuturenc.org/ourwork/first-in-fafsa/>
- **76%** of graduates reported **intentions to enroll** in a postsecondary institution versus 69% in peer counties. 2021
- **49%** of graduates **enrolled in a postsecondary institution** within 12 months versus 50% in peer counties. 2021

**65%** of Lenoir County students have **parents with no college degree** (either 2- or 4-year) versus 59% in peer counties.

### Postsecondary Enrollment Rates for Select Groups in Lenoir County, 2021



Note: Outcomes for demographic groups with fewer than 10 students are not displayed.

## Success of Lenoir County High School Graduates

### Top destinations of graduates, 2016-2020

- 27% of college-goers attended a **public 4-year college**
  - 13% of college-goers attended a **private 4-year college**
  - 59% of college-goers attended a **public 2-year college**
  - <5% of college-goers attended a **private 2-year college**
  - 95% of college-goers attended an **in-state college**
- 72% of students who enroll **persist to their second year** versus 73% in peer counties. 2021
  - 53% of students who enroll **earn a degree or credential** within 6 years versus 55% in peer counties. 2021

## Adult Learners

### Lenoir County resident enrollments in NC Community Colleges, 2021

- 297 Basic Skills
- 1,185 Continuing Education
- 1,635 Curriculum



13% of Lenoir County residents have **student loan debt**; 15% of debt holders had **student loans in default**. 2020

## In your Prosperity Zone Sub-Region:

**70.5%**

of postsecondary degrees and credentials conferred by regional institutions are **aligned with labor market needs**.

### Top areas of misalignment:

- Health Science** (all levels)
- Transportation, Distribution & Logistics** (below bachelor's)
- Business Management & Administration** (bachelor's)

117 Individuals served in an ApprenticeshipNC program in 2020

### UNC and NC Community College Outcomes:

- 1,646 graduates in 2020
- 75% of 2016 graduates were employed in NC in 2021
- \$38,627 annual average earnings of graduates employed in NC (includes both part-time and full-time jobs)

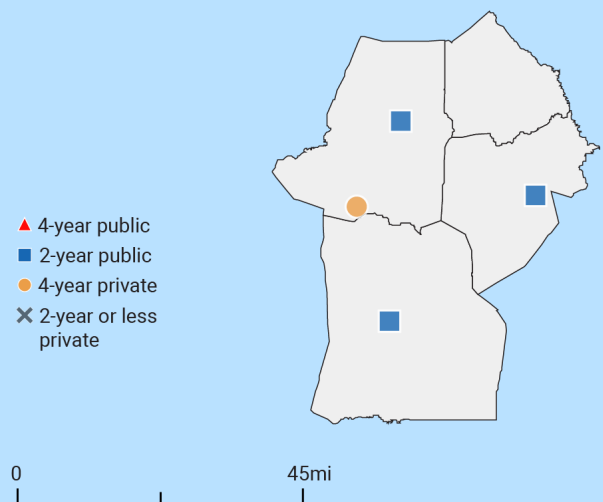
### In 2021 your Workforce Development Board served:

- 11,622 in Basic Services
- 5,489 in Career Services
- 674 in Education Services



16.9% of young adults ages 16-24 in Lenoir County were **not working and not in school** versus 15.2% in peer counties. 2019

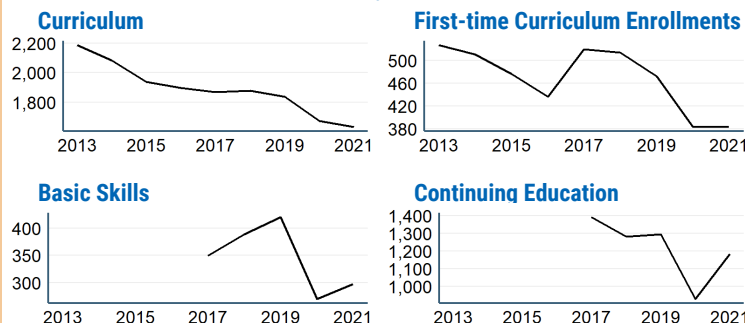
## Postsecondary assets in Goldsboro-Kinston Prosperity Zone sub-region



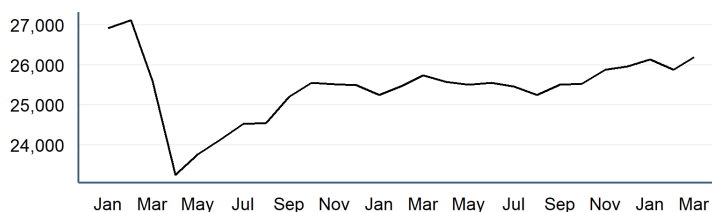
### Degree Credentials Awarded, 2021

1,817 certificate | 1,321 associate | 552 bachelor's

## Impact of Covid-19 on NC Community College Enrollment



## Number of Lenoir County residents employed, January 2020 to March 2022



## Promising Attainment Practices

The new **Promising Attainment Practices Database** is a curated, searchable, and filterable collection of about 250 county, region, and state-level initiatives and programs that directly address various components of the state's attainment challenge. The Database allows local and regional initiative leaders and other stakeholders to identify groups across the state who are developing or operating initiatives designed to boost attainment.

Follow link to discover how Lenoir County has been meeting local needs:

[https://dashboard.myfuturenc.org/promising-attainment-practices/?wdt\\_search=Lenoir](https://dashboard.myfuturenc.org/promising-attainment-practices/?wdt_search=Lenoir)

For more information about each indicator, including data sources and methodology, visit:

[dashboard.myfuturenc.org/county-data-and-resources/](https://dashboard.myfuturenc.org/county-data-and-resources/)