

Lincoln County



Charlotte
Prosperity Zone Sub-Region
Peer County Type: Suburban
Local Education Agencies: 1
Charter Schools: 2

2030 NC Degree Attainment Goal: 2 million (67%)
2030 Proposed Lincoln County Attainment Goal: 14,161 (60%)

Population Spotlight

2010 Census: 78,265
2020 Census: 86,810
Change: 8,545

Growth Rate

10.9% County vs. **9.5%** State

\$56,183
Median Household Income (2020)

12.3%
Child Poverty Rate (2020)

91%
Households with Broadband (2020)

77%
Home Owners (2020)

81%
Voter Registration Rate (2021)

4.1%
Unemployment Rate (2021)

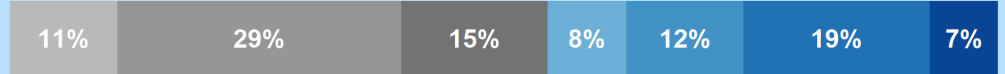
Educational Attainment

Lincoln County residents ages 25-44, 2021

Less than high school | High school graduate (including GED) | Some college, no credential | Short-term credential | Associate degree | Bachelor's degree | Graduate or professional degree

No Degree
54.0%
10,901

Have Degree or Credential
46.0%
9,304



Note: Numbers may add to more than 100% due to rounding

Top Opportunities for Growth

These three areas represent the biggest opportunities for Lincoln County to improve future attainment outcomes.



Opportunity Youth

16% of Lincoln County youth ages 16-24 are not working and not in school, above the suburban county average of 11%.



FAFSA Completion

56% of Lincoln County high school seniors complete the FAFSA, below the suburban county average of 57%.

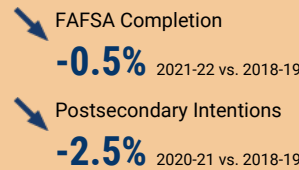
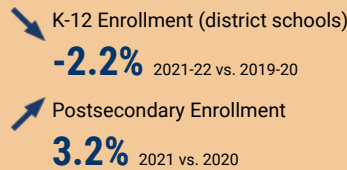


Math Performance

42% of Lincoln County 3-8 graders earn college-and-career-ready scores in Math, below the state goal of 86%.

Impact of Covid-19 on Education Pipeline

Covid-19 has affected critical transition points along the education continuum.



Data Disruptions

- College-and-Career-Ready in Reading
- College-and-Career-Ready in Math
- Chronic Absenteeism



ncdemography.org

ACADEMIC READINESS

How students in Lincoln County traditional schools are currently doing:

To meet state goals, each year Lincoln County needs:

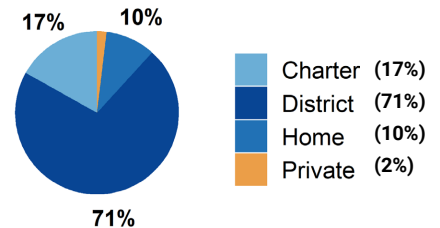
- 73%** of eligible 4-year-olds **enrolled in NC Pre-K program**; 9 more needed to meet state goal of **75%**. 2022
- 32%** of 3-8 graders are earning college-and-career-ready scores (level 4 or 5) in **reading**; 2,142 more needed to meet state goal of **73%**. 2022
- 42%** of 3-8 graders are earning college-and-career-ready scores (level 4 or 5) in **math**; 2,280 more needed to meet state goal of **86%**. 2022
- 90%** of 9th graders **graduate within four years**; 51 more needed to meet state goal of **95%**. 2021
- 13%** of students are **chronically absent from school**; 270 less needed to meet state goal of **11%**. 2021

Lincoln County has a **student-to-school counselor ratio** of 310:1 versus 336:1 in peer counties. 2021

School Choice

15,575 total students were enrolled in K-12 in Lincoln County in the 2021-22 school year.

Note: This profile focuses on outcomes of students enrolled in district schools.



Career and College Preparation

763 high school students took at least one **AP course** (**22%**) versus **15%** in peer counties (2021).

405 graduates participated in **Career & College Promise programs** (**47%**) versus **33%** in peer counties (2021).

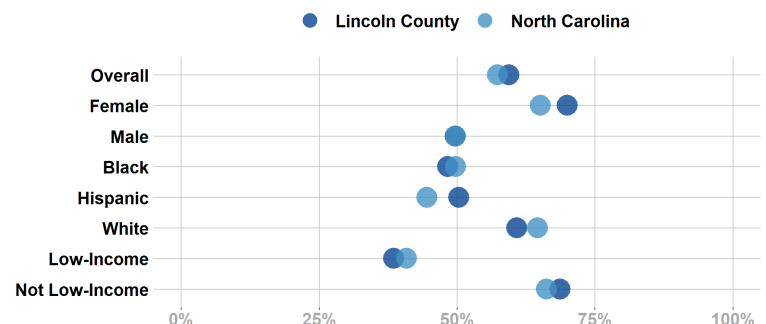
Students in Lincoln County completed **467 Career & Technical Education concentrations** in 2021. The top three CTE concentrations completed include Health Science; Manufacturing; and Human Services.

COLLEGE & CAREER ACCESS

- 56%** of seniors **completed the FAFSA** in 2022; 198 more need to complete in 2022 to meet state goal of **80%**. 2022
<https://www.myfuturenc.org/ourwork/first-in-fafsa/>
- 78%** of graduates reported **intentions to enroll** in a postsecondary institution versus 75% in peer counties. 2021
- 57%** of graduates **enrolled in a postsecondary institution** within 12 months versus 55% in peer counties. 2021

54% of Lincoln County students have **parents with no college degree** (either 2- or 4-year) versus 49% in peer counties.

Postsecondary Enrollment Rates for Select Groups in Lincoln County, 2021



Note: Outcomes for demographic groups with fewer than 10 students are not displayed.

Success of Lincoln County High School Graduates

Top destinations of graduates, 2016-2020

- **42%** of college-goers attended a **public 4-year college**
 - **13%** of college-goers attended a **private 4-year college**
 - **44%** of college-goers attended a **public 2-year college**
 - **<5%** of college-goers attended a **private 2-year college**
 - **92%** of college-goers attended an **in-state college**
- **77%** of students who enroll **persist to their second year** versus 77% in peer counties. 2021
 - **60%** of students who enroll **earn a degree or credential** within 6 years versus 60% in peer counties. 2021

Adult Learners

Lincoln County resident enrollments in NC Community Colleges, 2021

- 88** Basic Skills
- 1,369** Continuing Education
- 1,734** Curriculum



12% of Lincoln County residents have **student loan debt**; 10% of debt holders had **student loans in default**. 2020

In your Prosperity Zone Sub-Region:

82.2%

of postsecondary degrees and credentials conferred by regional institutions are **aligned with labor market needs**.

Top areas of misalignment:

- Business Management & Administration** (bachelor's)
- Information Technology** (bachelor's)
- Finance** (bachelor's)

4,230 Individuals served in an ApprenticeshipNC program in 2020

UNC and NC Community College Outcomes:

- 12,495** graduates in 2020
- 74%** of 2016 graduates were employed in NC in 2021
- \$45,387** annual average earnings of graduates employed in NC (includes both part-time and full-time jobs)

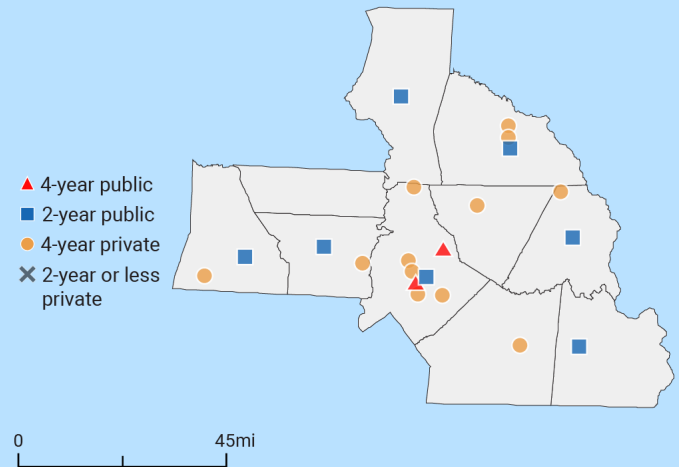
In 2021 your Workforce Development Board served:

- 16,131** in Basic Services
- 7,386** in Career Services
- 506** in Education Services



16.1% of young adults ages 16-24 in Lincoln County were **not working and not in school** versus 11.2% in peer counties. 2019

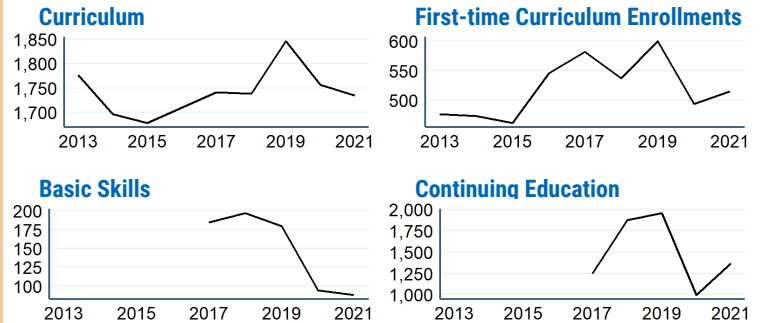
Postsecondary assets in Charlotte Prosperity Zone sub-region



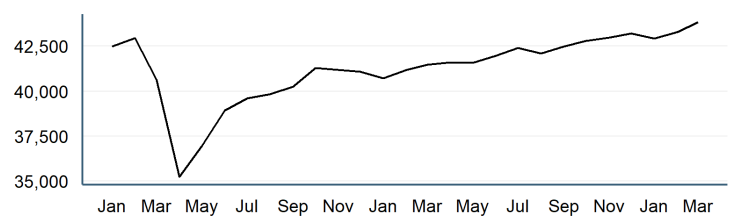
Degree Credentials Awarded, 2021

6,673 certificate | **6,036** associate | **9,688** bachelor's

Impact of Covid-19 on NC Community College Enrollment



Number of Lincoln County residents employed, January 2020 to March 2022



Promising Attainment Practices

The new **Promising Attainment Practices Database** is a curated, searchable, and filterable collection of about 250 county, region, and state-level initiatives and programs that directly address various components of the state's attainment challenge. The Database allows local and regional initiative leaders and other stakeholders to identify groups across the state who are developing or operating initiatives designed to boost attainment.

Follow link to discover how Lincoln County has been meeting local needs:

https://dashboard.myfuturenc.org/promising-attainment-practices/?wdt_search=Lincoln

For more information about each indicator, including data sources and methodology, visit:

dashboard.myfuturenc.org/county-data-and-resources/