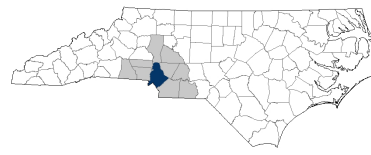


Mecklenburg County



Charlotte
Prosperity Zone Sub-Region
Peer County Type: Urban
Local Education Agencies: 1
Charter Schools: 33

2030 NC Degree Attainment Goal: 2 million (67%)
2030 Proposed Mecklenburg County Attainment Goal: 299,257 (74%)

Population Spotlight

2010 Census: 919,628
2020 Census: 1,115,482
Change: 195,854

Growth Rate

21.3% vs. **9.5%**
County State

\$72,340
Median Household Income (2020)

15.5%
Child Poverty Rate (2020)

93%
Households with Broadband (2020)

56%
Home Owners (2020)

83%
Voter Registration Rate (2021)

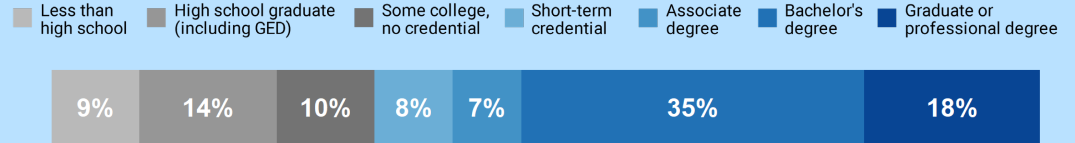
4.9%
Unemployment Rate (2021)

Educational Attainment

Mecklenburg County residents ages 25-44, 2021

No Degree
33.0%
115,276

Have Degree or Credential
67.0%
233,880



Note: Numbers may add to more than 100% due to rounding

Top Opportunities for Growth

These three areas represent the biggest opportunities for Mecklenburg County to improve future attainment outcomes.



NC Pre-K Enrollment

30% of Mecklenburg County eligible 4-year-olds are enrolled in NC Pre-K, below the urban county average of 40%.



FAFSA Completion

58% of Mecklenburg County high school seniors complete the FAFSA, below the urban county average of 62%.

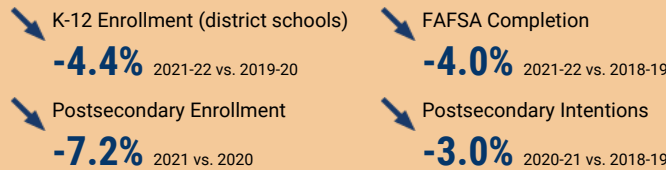


Transition to Postsecondary

57% of Mecklenburg County seniors enroll in postsecondary within 12 months of graduation, below the urban county average of 62%.

Impact of Covid-19 on Education Pipeline

Covid-19 has affected critical transition points along the education continuum.



Data Disruptions

- College-and-Career-Ready in Reading
- College-and-Career-Ready in Math
- Chronic Absenteeism



ncdemography.org

ACADEMIC READINESS

How students in Mecklenburg County traditional schools are currently doing:

To meet state goals, each year Mecklenburg County needs:

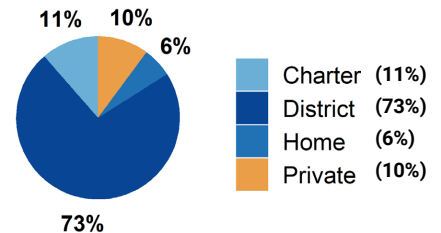
- 30%** of eligible 4-year-olds **enrolled in NC Pre-K program**; 2,696 more needed to meet state goal of **75%**. 2022
- 28%** of 3-8 graders are earning college-and-career-ready scores (level 4 or 5) in **reading**; 29,050 more needed to meet state goal of **73%**. 2022
- 35%** of 3-8 graders are earning college-and-career-ready scores (level 4 or 5) in **math**; 33,338 more needed to meet state goal of **86%**. 2022
- 84%** of 9th graders **graduate within four years**; 1,296 more needed to meet state goal of **95%**. 2021
- 26%** of students are **chronically absent from school**; 20,817 less needed to meet state goal of **11%**. 2021

Mecklenburg County has a **student-to-school counselor ratio** of 244:1 versus 294:1 in peer counties. 2021

School Choice

193,390 total students were enrolled in K-12 in Mecklenburg County in the 2021-22 school year.

Note: This profile focuses on outcomes of students enrolled in district schools.



Career and College Preparation

10,663 high school students took at least one **AP course (25%)** versus **25%** in peer counties (2021).



1,626 graduates participated in **Career & College Promise programs (17%)** versus **17%** in peer counties (2021).

Students in Mecklenburg County completed **4,164 Career & Technical Education concentrations** in 2021. The top three CTE concentrations completed include Hospitality & Tourism; Marketing; and Health Science.

COLLEGE & CAREER ACCESS

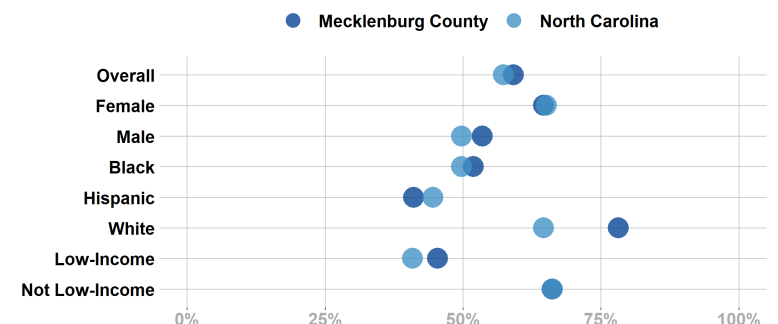
58% of seniors **completed the FAFSA** in 2022; 2,081 more need to complete in 2022 to meet state goal of **80%**. 2022
<https://www.myfuturenc.org/ourwork/first-in-fafsa/>

79% of graduates reported **intentions to enroll** in a postsecondary institution versus **81%** in peer counties. 2021

57% of graduates **enrolled in a postsecondary institution** within 12 months versus **62%** in peer counties. 2021

41% of Mecklenburg County students have **parents with no college degree** (either 2- or 4-year) versus **40%** in peer counties.

Postsecondary Enrollment Rates for Select Groups in Mecklenburg County, 2021



Note: Outcomes for demographic groups with fewer than 10 students are not displayed.

Success of Mecklenburg County High School Graduates


Top destinations of graduates, 2016-2020

- 51% of college-goers attended a **public 4-year college**
 - 14% of college-goers attended a **private 4-year college**
 - 34% of college-goers attended a **public 2-year college**
 - <5% of college-goers attended a **private 2-year college**
 - 82% of college-goers attended an **in-state college**
- 79% of students who enroll **persist to their second year** versus 81% in peer counties. 2021
 - 59% of students who enroll **earn a degree or credential** within 6 years versus 62% in peer counties. 2021

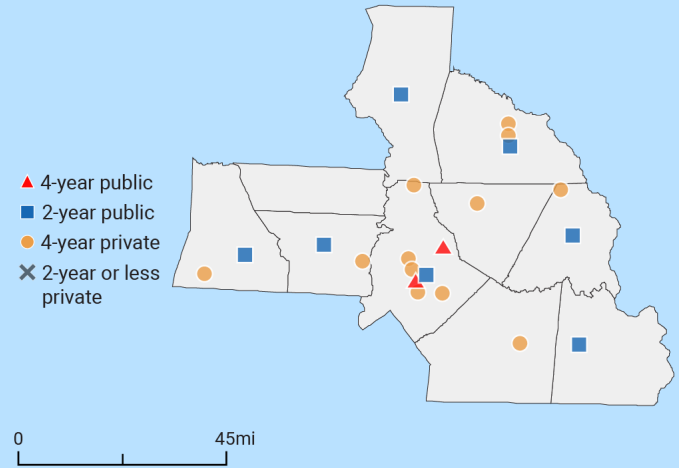
Adult Learners

Mecklenburg County resident enrollments in NC Community Colleges, 2021

2,788	Basic Skills
5,067	Continuing Education
15,523	Curriculum

 20% of Mecklenburg County residents have **student loan debt**; 10% of debt holders had **student loans in default**. 2020

Postsecondary assets in Charlotte Prosperity Zone sub-region



Degree Credentials Awarded, 2021

6,673 certificate | **6,036** associate | **9,688** bachelor's

In your Prosperity Zone Sub-Region:

82.2%

of postsecondary degrees and credentials conferred by regional institutions are **aligned with labor market needs**.

Top areas of misalignment:

- Business Management & Administration** (bachelor's)
- Information Technology** (bachelor's)
- Finance** (bachelor's)


4,230 Individuals served in an ApprenticeshipNC program in 2020

UNC and NC Community College Outcomes:

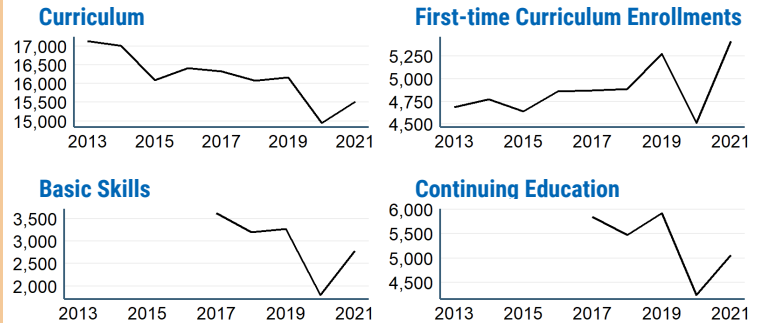
- 12,495** graduates in 2020
- 74%** of 2016 graduates were employed in NC in 2021
- \$45,387** annual average earnings of graduates employed in NC (includes both part-time and full-time jobs)

In 2021 your Workforce Development Board served:

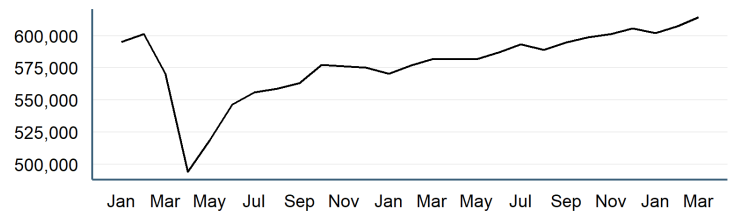
- 23,005** in Basic Services
- 9,901** in Career Services
- 841** in Education Services

 **10.0%** of young adults ages 16-24 in Mecklenburg County were **not working and not in school** versus **9.2%** in peer counties. 2019

Impact of Covid-19 on NC Community College Enrollment



Number of Mecklenburg County residents employed, January 2020 to March 2022



Promising Attainment Practices

The new **Promising Attainment Practices Database** is a curated, searchable, and filterable collection of about 250 county, region, and state-level initiatives and programs that directly address various components of the state's attainment challenge. The Database allows local and regional initiative leaders and other stakeholders to identify groups across the state who are developing or operating initiatives designed to boost attainment.

Follow link to discover how Mecklenburg County has been meeting local needs:

https://dashboard.myfuturenc.org/promising-attainment-practices/?wdt_search=Mecklenburg

For more information about each indicator, including data sources and methodology, visit:

dashboard.myfuturenc.org/county-data-and-resources/