

Montgomery County

2030 NC Degree Attainment Goal: 2 million (67%)
2030 Proposed Montgomery County Attainment Goal: 2,792 (40%)



■ Pinehurst-Rockingham Prosperity Zone Sub-Region
Peer County Type: Rural Non-Metro
Local Education Agencies: 1
Charter Schools: 1

Population Spotlight

2010 Census: 27,798
 2020 Census: 25,751
 Change: -2,047

Growth Rate

-7.4% County vs. **9.5%** State

\$48,522
 Median Household Income (2020)

24.2%
 Child Poverty Rate (2020)

77%
 Households with Broadband (2020)

74%
 Home Owners (2020)

72%
 Voter Registration Rate (2021)

4.7%
 Unemployment Rate (2021)

Educational Attainment

Montgomery County residents ages 25-44, 2021

■ Less than high school ■ High school graduate (including GED) ■ Some college, no credential ■ Short-term credential ■ Associate degree ■ Bachelor's degree ■ Graduate or professional degree

No Degree
65.2%
 3,650

Have Degree or Credential
34.8%
 1,945



Note: Numbers may add to more than 100% due to rounding

Top Opportunities for Growth

These three areas represent the biggest opportunities for Montgomery County to improve future attainment outcomes.



First-Year Persistence

64% of Montgomery County high school graduates who enroll in postsecondary persist to their second year, below the rural non-metro county average of 73%.



Transition to Postsecondary

42% of Montgomery County seniors enroll in postsecondary within 12 months of graduation, below the rural non-metro county average of 50%.

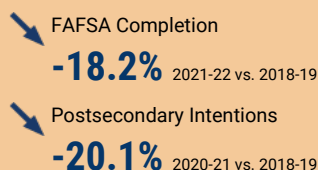
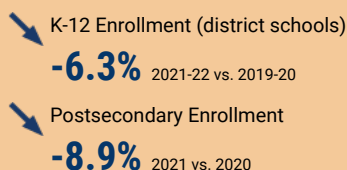


FAFSA Completion

47% of Montgomery County high school seniors complete the FAFSA, below the rural non-metro county average of 55%.

Impact of Covid-19 on Education Pipeline

Covid-19 has affected critical transition points along the education continuum.



Data Disruptions

- College-and-Career-Ready in Reading
- College-and-Career-Ready in Math
- Chronic Absenteeism



ncdemography.org

ACADEMIC READINESS

How students in Montgomery County traditional schools are currently doing:

To meet state goals, each year Montgomery County needs:

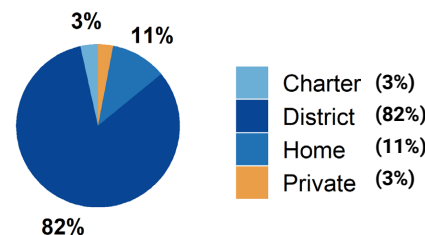
- Montgomery County has met the goal for **Pre-K enrollment**. (Goal: 75%). 2022
- **18%** of 3-8 graders are earning college-and-career-ready scores (level 4 or 5) in **reading**; 886 more needed to meet state goal of **73%**. 2022
- **21%** of 3-8 graders are earning college-and-career-ready scores (level 4 or 5) in **math**; 1,055 more needed to meet state goal of **86%**. 2022
- Montgomery County has met the goal for **high school graduation within four years**. (Goal: 95%). 2021
- **31%** of students are **chronically absent from school**; 686 less needed to meet state goal of **11%**. 2021

Montgomery County has a **student-to-school counselor ratio** of 314:1 versus 318:1 in peer counties. 2021

School Choice

4,185 total students were enrolled in K-12 in Montgomery County in the 2021-22 school year.

Note: This profile focuses on outcomes of students enrolled in district schools.



Career and College Preparation

13 high school students took at least one **AP course** (<5%) versus **7%** in peer counties (2021).

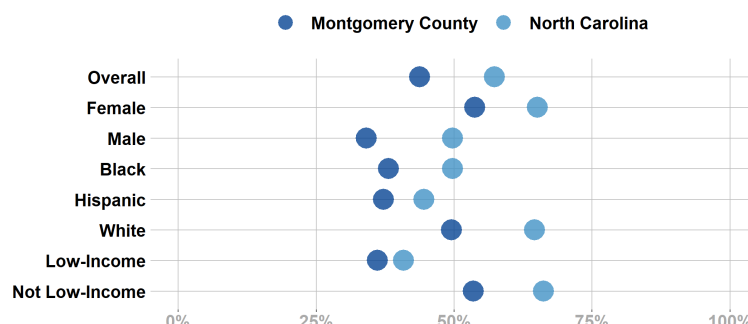
165 graduates participated in **Career & College Promise programs** (64%) versus **49%** in peer counties (2021).

Students in Montgomery County completed **87 Career & Technical Education concentrations** in 2021. The top three CTE concentrations completed include Health Science; Manufacturing; and Law, Public Safety, Corrections, & Security.

COLLEGE & CAREER ACCESS

- **47%** of seniors **completed the FAFSA** in 2022; 75 more need to complete in 2022 to meet state goal of **80%**. 2022
<https://www.myfuturenc.org/ourwork/first-in-fafsa/>
- **58%** of graduates reported **intentions to enroll** in a postsecondary institution versus 69% in peer counties. 2021
- **42%** of graduates **enrolled in a postsecondary institution** within 12 months versus 50% in peer counties. 2021
- **52%** of Montgomery County students have **parents with no college degree** (either 2- or 4-year) versus 59% in peer counties.

Postsecondary Enrollment Rates for Select Groups in Montgomery County, 2021



Note: Outcomes for demographic groups with fewer than 10 students are not displayed.

POSTSECONDARY COMPLETION

Success of Montgomery County High School Graduates

Top destinations of graduates, 2016-2020

- 30% of college-goers attended a **public 4-year college**
 - 13% of college-goers attended a **private 4-year college**
 - 56% of college-goers attended a **public 2-year college**
 - <5% of college-goers attended a **private 2-year college**
 - 95% of college-goers attended an **in-state college**
- 64% of students who enroll **persist to their second year** versus 73% in peer counties. 2021
 - 49% of students who enroll **earn a degree or credential** within 6 years versus 55% in peer counties. 2021

Adult Learners

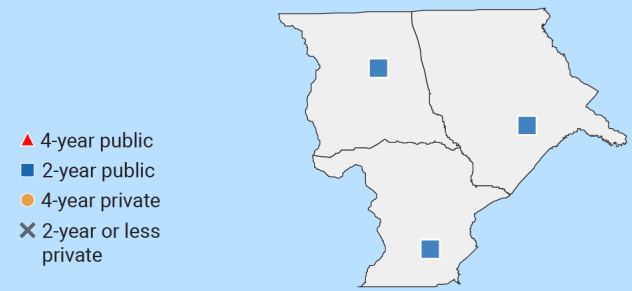
Montgomery County resident enrollments in NC Community Colleges, 2021

- 76 Basic Skills
- 629 Continuing Education
- 845 Curriculum



10% of Montgomery County residents have **student loan debt**; 15% of debt holders had **student loans in default**. 2020

Postsecondary assets in Pinehurst-Rockingham Prosperity Zone sub-region



Degree Credentials Awarded, 2021

852 certificate | 1,105 associate | 17 bachelor's

LABOR MARKET ALIGNMENT

In your Prosperity Zone Sub-Region:

53.0%

of postsecondary degrees and credentials conferred by regional institutions are **aligned with labor market needs**.

Top areas of misalignment:

- Health Science** (all levels)
- Transportation, Distribution & Logistics** (below bachelor's)
- Business Management & Administration** (bachelor's)

21 Individuals served in an ApprenticeshipNC program in 2020

UNC and NC Community College Outcomes:

- 1,663 graduates in 2020
- 71% of 2016 graduates were employed in NC in 2021
- \$35,097 annual average earnings of graduates employed in NC (includes both part-time and full-time jobs)

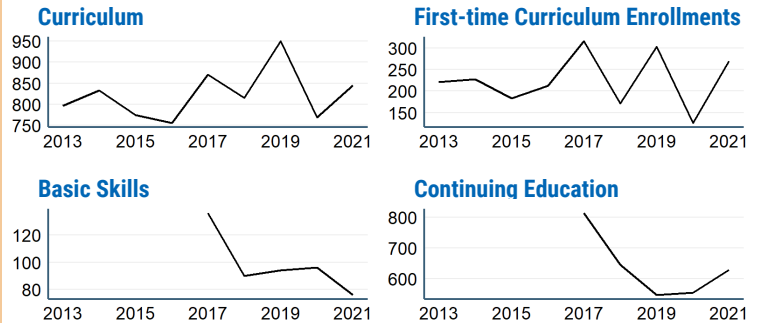
In 2021 your Workforce Development Board served:

- 10,802 in Basic Services
- 5,263 in Career Services
- 467 in Education Services

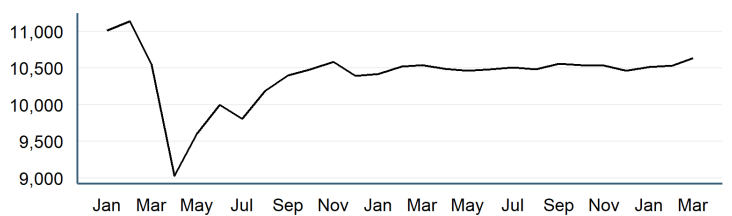


18.0% of young adults ages 16-24 in Montgomery County were **not working and not in school** versus 15.2% in peer counties. 2019

Impact of Covid-19 on NC Community College Enrollment



Number of Montgomery County residents employed, January 2020 to March 2022



Promising Attainment Practices

The new **Promising Attainment Practices Database** is a curated, searchable, and filterable collection of about 250 county, region, and state-level initiatives and programs that directly address various components of the state's attainment challenge. The Database allows local and regional initiative leaders and other stakeholders to identify groups across the state who are developing or operating initiatives designed to boost attainment.

Follow link to discover how Montgomery County has been meeting local needs:

https://dashboard.myfuturenc.org/promising-attainment-practices/?wdt_search=Montgomery

For more information about each indicator, including data sources and methodology, visit:

dashboard.myfuturenc.org/county-data-and-resources/