

Moore County



Pinehurst-Rockingham
Prosperity Zone Sub-Region
Peer County Type: Rural Non-Metro
Local Education Agencies: 1
Charter Schools: 3

2030 NC Degree Attainment Goal: 2 million (67%)
2030 Proposed Moore County Attainment Goal: 19,276 (77%)

Population Spotlight

2010 Census: 88,247
2020 Census: 99,727
Change: 11,480

Growth Rate

13.0% vs. **9.5%**
County State

\$69,413
Median Household Income (2020)

13.0%
Child Poverty Rate (2020)

89%
Households with Broadband (2020)

77%
Home Owners (2020)

81%
Voter Registration Rate (2021)

4.6%
Unemployment Rate (2021)

Educational Attainment

Moore County residents ages 25-44, 2021

■ Less than high school
 ■ High school graduate (including GED)
 ■ Some college, no credential
 ■ Short-term credential
 ■ Associate degree
 ■ Bachelor's degree
 ■ Graduate or professional degree

No Degree
36.7%
8,491

Have Degree or Credential
63.3%
14,621



Note: Numbers may add to more than 100% due to rounding

Top Opportunities for Growth

These three areas represent the biggest opportunities for Moore County to improve future attainment outcomes.



NC Pre-K Enrollment

14% of Moore County eligible 4-year-olds are enrolled in NC Pre-K, below the rural non-metro county average of 68%.



School Counselors

Moore County has a student-to-school counselor ratio of 332:1, above the rural non-metro county average of 318:1.

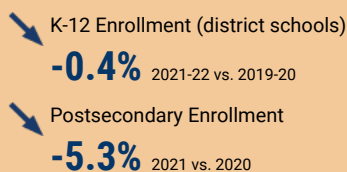


Opportunity Youth

15% of Moore County youth ages 16-24 are not working and not in school, above the state average of 12%.

Impact of Covid-19 on Education Pipeline

Covid-19 has affected critical transition points along the education continuum.



Data Disruptions

- College-and-Career-Ready in Reading
- College-and-Career-Ready in Math
- Chronic Absenteeism



ncdemography.org

ACADEMIC READINESS

How students in Moore County traditional schools are currently doing:

To meet state goals, each year Moore County needs:

- **14%** of eligible 4-year-olds **enrolled in NC Pre-K program**; 244 more needed to meet state goal of **75%**. 2022
- **34%** of 3-8 graders are earning college-and-career-ready scores (level 4 or 5) in **reading**; 2,241 more needed to meet state goal of **73%**. 2022
- **37%** of 3-8 graders are earning college-and-career-ready scores (level 4 or 5) in **math**; 2,801 more needed to meet state goal of **86%**. 2022
- **92%** of 9th graders **graduate within four years**; 31 more needed to meet state goal of **95%**. 2021
- **28%** of students are **chronically absent from school**; 2,134 less needed to meet state goal of **11%**. 2021

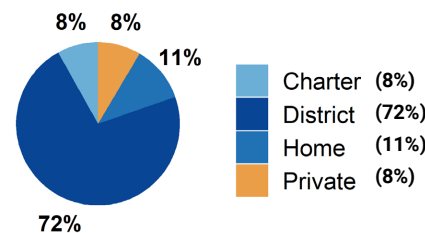


Moore County has a **student-to-school counselor ratio** of 332:1 versus 318:1 in peer counties. 2021

School Choice

17,645 total students were enrolled in K-12 in Moore County in the 2021-22 school year.

Note: This profile focuses on outcomes of students enrolled in district schools.



Career and College Preparation



714 high school students took at least one **AP course** (17%) versus 7% in peer counties (2021).



606 graduates participated in **Career & College Promise programs** (61%) versus 49% in peer counties (2021).

Students in Moore County completed **505 Career & Technical Education concentrations** in 2021. The top three CTE concentrations completed include Health Science; Agricultural, Food, & Natural Resources; and Human Services.

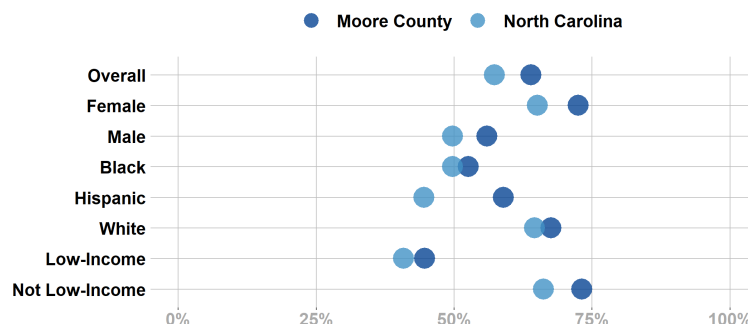
COLLEGE & CAREER ACCESS

- **61%** of seniors **completed the FAFSA** in 2022; 185 more need to complete in 2022 to meet state goal of **80%**. 2022
<https://www.myfuturenc.org/ourwork/first-in-fafsa/>
- **84%** of graduates reported **intentions to enroll** in a postsecondary institution versus 69% in peer counties. 2021
- **62%** of graduates **enrolled in a postsecondary institution** within 12 months versus 50% in peer counties. 2021



42% of Moore County students have **parents with no college degree** (either 2- or 4-year) versus 59% in peer counties.

Postsecondary Enrollment Rates for Select Groups in Moore County, 2021



Note: Outcomes for demographic groups with fewer than 10 students are not displayed.

Success of Moore County High School Graduates

Top destinations of graduates, 2016-2020

- **34%** of college-goers attended a **public 4-year college**
 - **11%** of college-goers attended a **private 4-year college**
 - **55%** of college-goers attended a **public 2-year college**
 - **<5%** of college-goers attended a **private 2-year college**
 - **88%** of college-goers attended an **in-state college**
- **76%** of students who enroll **persist to their second year** versus 73% in peer counties. 2021
 - **61%** of students who enroll **earn a degree or credential** within 6 years versus 55% in peer counties. 2021

Adult Learners

Moore County resident enrollments in NC Community Colleges, 2021

144	Basic Skills
1,710	Continuing Education
2,860	Curriculum



12% of Moore County residents have **student loan debt**; 7% of debt holders had **student loans in default**. 2020

In your Prosperity Zone Sub-Region:

53.0%

of postsecondary degrees and credentials conferred by regional institutions are **aligned with labor market needs**.

Top areas of misalignment:

- Health Science** (all levels)
- Transportation, Distribution & Logistics** (below bachelor's)
- Business Management & Administration** (bachelor's)

21 Individuals served in an ApprenticeshipNC program in 2020

UNC and NC Community College Outcomes:

- 1,663** graduates in 2020
- 71%** of 2016 graduates were employed in NC in 2021
- \$35,097** annual average earnings of graduates employed in NC (includes both part-time and full-time jobs)

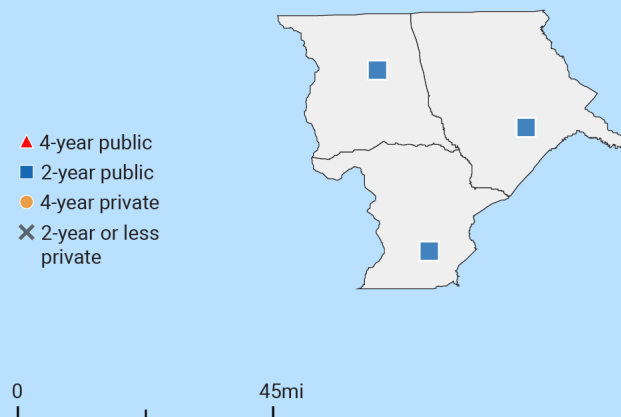
In 2021 your Workforce Development Board served:

- 10,802** in Basic Services
- 5,263** in Career Services
- 467** in Education Services



14.8% of young adults ages 16-24 in Moore County were **not working and not in school** versus **15.2%** in peer counties. 2019

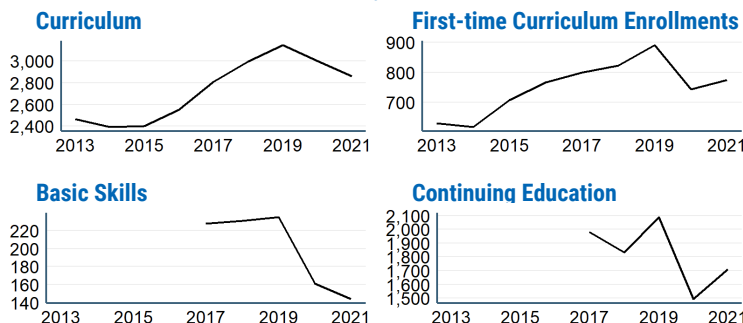
Postsecondary assets in Pinehurst-Rockingham Prosperity Zone sub-region



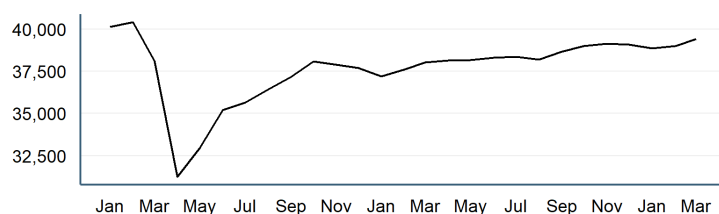
Degree Credentials Awarded, 2021

852 certificate | **1,105** associate | **17** bachelor's

Impact of Covid-19 on NC Community College Enrollment



Number of Moore County residents employed, January 2020 to March 2022



Promising Attainment Practices

The new **Promising Attainment Practices Database** is a curated, searchable, and filterable collection of about 250 county, region, and state-level initiatives and programs that directly address various components of the state's attainment challenge. The Database allows local and regional initiative leaders and other stakeholders to identify groups across the state who are developing or operating initiatives designed to boost attainment.

Follow link to discover how Moore County has been meeting local needs:

https://dashboard.myfuturenc.org/promising-attainment-practices/?wdt_search=Moore

For more information about each indicator, including data sources and methodology, visit:

dashboard.myfuturenc.org/county-data-and-resources/