

Onslow County



Jacksonville-New Bern
Prosperity Zone Sub-Region
Peer County Type: Suburban
Local Education Agencies: 1
Charter Schools: 1

2030 NC Degree Attainment Goal: 2 million (67%)
2030 Proposed Onslow County Attainment Goal: 29,424 (59%)

Population Spotlight

2010 Census: 177,772
2020 Census: 204,576
Change: 26,804

Growth Rate

15.1% vs. **9.5%**
County State

\$52,885
Median Household Income (2020)

17.4%
Child Poverty Rate (2020)

92%
Households with Broadband (2020)

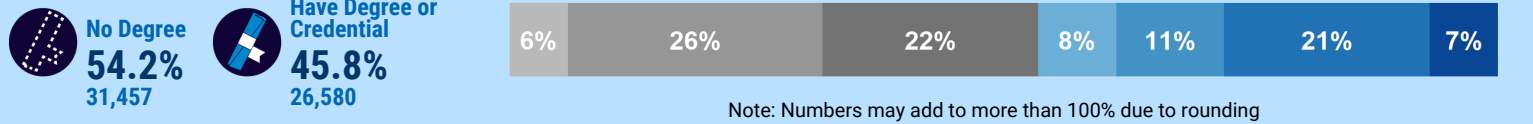
57%
Home Owners (2020)

59%
Voter Registration Rate (2021)

5.1%
Unemployment Rate (2021)

Educational Attainment

Onslow County residents ages 25-44, 2021



Top Opportunities for Growth

These three areas represent the biggest opportunities for Onslow County to improve future attainment outcomes.



NC Pre-K Enrollment

35% of Onslow County eligible 4-year-olds are enrolled in NC Pre-K, below the suburban county average of 45%.



School Counselors

Onslow County has a student-to-school counselor ratio of 478:1, above the suburban county average of 336:1.

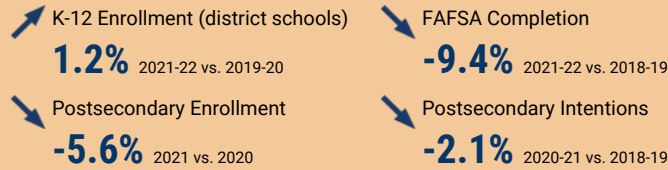


Adult Learners

25% of Onslow County adults 25-44 have some college, no degree, above the suburban county average of 17%.

Impact of Covid-19 on Education Pipeline

Covid-19 has affected critical transition points along the education continuum.



Data Disruptions

- College-and-Career-Ready in Reading
- College-and-Career-Ready in Math
- Chronic Absenteeism



ncdemography.org

ACADEMIC READINESS

How students in Onslow County traditional schools are currently doing:

To meet state goals, each year Onslow County needs:

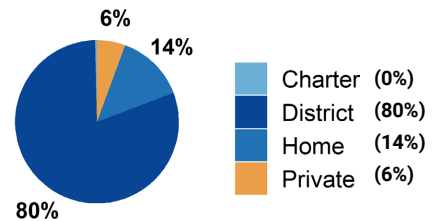
- 35%** of eligible 4-year-olds **enrolled in NC Pre-K program**; 890 more needed to meet state goal of **75%**. 2022
- 27%** of 3-8 graders are earning college-and-career-ready scores (level 4 or 5) in **reading**; 5,884 more needed to meet state goal of **73%**. 2022
- 28%** of 3-8 graders are earning college-and-career-ready scores (level 4 or 5) in **math**; 7,485 more needed to meet state goal of **86%**. 2022
- 89%** of 9th graders **graduate within four years**; 104 more needed to meet state goal of **95%**. 2021
- 25%** of students are **chronically absent from school**; 3,703 less needed to meet state goal of **11%**. 2021

Onslow County has a **student-to-school counselor ratio** of 478:1 versus 336:1 in peer counties. 2021

School Choice

33,686 total students were enrolled in K-12 in Onslow County in the 2021-22 school year.

Note: This profile focuses on outcomes of students enrolled in district schools.



Career and College Preparation

1,091 high school students took at least one **AP course (16%)** versus **15%** in peer counties (2021).

372 graduates participated in **Career & College Promise programs (22%)** versus **33%** in peer counties (2021).

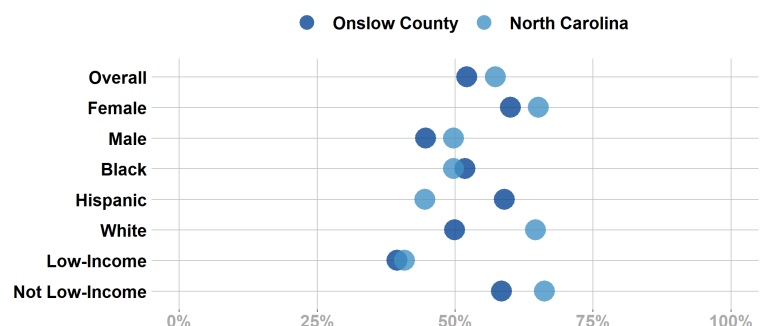
Students in Onslow County completed **1,064 Career & Technical Education concentrations** in 2021. The top three CTE concentrations completed include Human Services; Health Science; and Architecture and Construction.

COLLEGE & CAREER ACCESS

- 50%** of seniors **completed the FAFSA** in 2022; 471 more need to complete in 2022 to meet state goal of **80%**. 2022
<https://www.myfuturenc.org/ourwork/first-in-fafsa/>
- 68%** of graduates reported **intentions to enroll** in a postsecondary institution versus 75% in peer counties. 2021
- 50%** of graduates **enrolled in a postsecondary institution** within 12 months versus 55% in peer counties. 2021

54% of Onslow County students have **parents with no college degree** (either 2- or 4-year) versus 49% in peer counties.

Postsecondary Enrollment Rates for Select Groups in Onslow County, 2021



Note: Outcomes for demographic groups with fewer than 10 students are not displayed.

Success of Onslow County High School Graduates


Top destinations of graduates, 2016-2020

- **34%** of college-goers attended a **public 4-year college**
 - **15%** of college-goers attended a **private 4-year college**
 - **50%** of college-goers attended a **public 2-year college**
 - **<5%** of college-goers attended a **private 2-year college**
 - **87%** of college-goers attended an **in-state college**
- **76%** of students who enroll **persist to their second year** versus 77% in peer counties. 2021
 - **54%** of students who enroll **earn a degree or credential** within 6 years versus 60% in peer counties. 2021

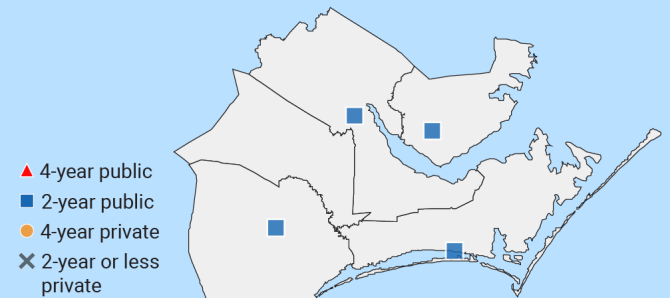
Adult Learners

Onslow County resident enrollments in NC Community Colleges, 2021

150	Basic Skills
2,641	Continuing Education
4,074	Curriculum

 **15%** of Onslow County residents have **student loan debt**; **11%** of debt holders had **student loans in default**. 2020

Postsecondary assets in Jacksonville-New Bern Prosperity Zone sub-region



Degree Credentials Awarded, 2021

1,631 certificate | **1,408** associate | **29** bachelor's

In your Prosperity Zone Sub-Region:

54.7%

of postsecondary degrees and credentials conferred by regional institutions are **aligned with labor market needs**.

Top areas of misalignment:

- Health Science** (all levels)
- Business Management & Administration** (bachelor's)
- Education & Training** (bachelor's)


201 Individuals served in an ApprenticeshipNC program in 2020

UNC and NC Community College Outcomes:

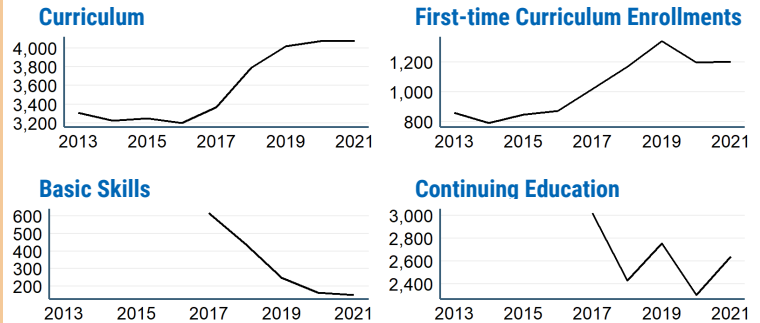
- 1,967** graduates in 2020
- 56%** of 2016 graduates were employed in NC in 2021
- \$36,955** annual average earnings of graduates employed in NC (includes both part-time and full-time jobs)

In 2021 your Workforce Development Board served:

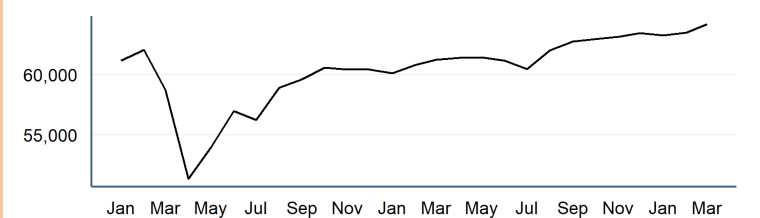
- 11,622** in Basic Services
- 5,489** in Career Services
- 674** in Education Services

 **10.6%** of young adults ages 16-24 in Onslow County were **not working and not in school** versus **11.2%** in peer counties. 2019

Impact of Covid-19 on NC Community College Enrollment



Number of Onslow County residents employed, January 2020 to March 2022



Promising Attainment Practices

The new **Promising Attainment Practices Database** is a curated, searchable, and filterable collection of about 250 county, region, and state-level initiatives and programs that directly address various components of the state's attainment challenge. The Database allows local and regional initiative leaders and other stakeholders to identify groups across the state who are developing or operating initiatives designed to boost attainment.

Follow link to discover how Onslow County has been meeting local needs:

https://dashboard.myfuturenc.org/promising-attainment-practices/?wdt_search=Onslow

For more information about each indicator, including data sources and methodology, visit:

dashboard.myfuturenc.org/county-data-and-resources/