

Pasquotank County

2030 NC Degree Attainment Goal: 2 million (67%)
2030 Proposed Pasquotank County Attainment Goal: 4,760 (52%)



Elizabeth City Prosperity Zone Sub-Region
Peer County Type: Rural Non-Metro
Local Education Agencies: 1
Charter Schools: 1

Population Spotlight

2010 Census: 40,661
 2020 Census: 40,568
 Change: -93

Growth Rate

-0.2% County vs. **9.5%** State

\$56,654 Median Household Income (2020)

18.5% Child Poverty Rate (2020)

89% Households with Broadband (2020)

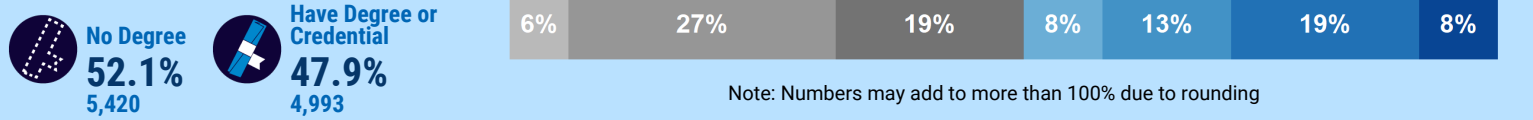
63% Home Owners (2020)

74% Voter Registration Rate (2021)

5.4% Unemployment Rate (2021)

Educational Attainment

Pasquotank County residents ages 25-44, 2021



Top Opportunities for Growth

These three areas represent the biggest opportunities for Pasquotank County to improve future attainment outcomes.



Earning College Credit in High School
 30% of Pasquotank County graduates participated in the Career & College Promise programs, below the rural non-metro county average of 49%. Also, <5% of high school students took at least one AP exam, below the peer county average of 7%.



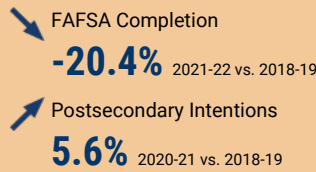
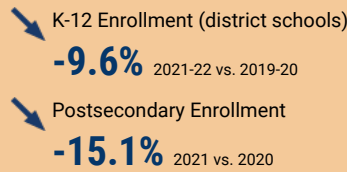
Math Performance
 15% of Pasquotank County 3-8 graders earn college-and-career-ready scores in Math, below the rural non-metro county average of 26%.



Postsecondary Completion
 44% of Pasquotank County high school graduates who enroll in postsecondary earn a degree or credential within 6 years, below the rural non-metro county average of 55%.

Impact of Covid-19 on Education Pipeline

Covid-19 has affected critical transition points along the education continuum.



Data Disruptions

- College-and-Career-Ready in Reading
- College-and-Career-Ready in Math
- Chronic Absenteeism



ncdemography.org

ACADEMIC READINESS

How students in Pasquotank County traditional schools are currently doing:

To meet state goals, each year Pasquotank County needs:

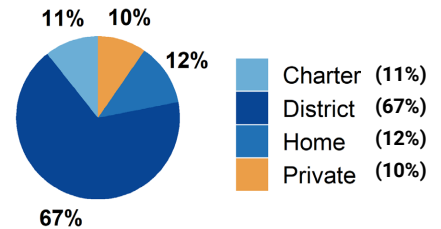
- 70%** of eligible 4-year-olds **enrolled in NC Pre-K program**; 12 more needed to meet state goal of **75%**. 2022
- 18%** of 3-8 graders are earning college-and-career-ready scores (level 4 or 5) in **reading**; 1,167 more needed to meet state goal of **73%**. 2022
- 15%** of 3-8 graders are earning college-and-career-ready scores (level 4 or 5) in **math**; 1,518 more needed to meet state goal of **86%**. 2022
- 76%** of 9th graders **graduate within four years**; 75 more needed to meet state goal of **95%**. 2021
- 27%** of students are **chronically absent from school**; 740 less needed to meet state goal of **11%**. 2021

Pasquotank County has a **student-to-school counselor ratio** of 312:1 versus 318:1 in peer counties. 2021

School Choice

6,990 total students were enrolled in K-12 in Pasquotank County in the 2021-22 school year.

Note: This profile focuses on outcomes of students enrolled in district schools.



Career and College Preparation

51 high school students took at least one **AP course** (<5%) versus **7%** in peer counties (2021).

100 graduates participated in **Career & College Promise programs** (**30%**) versus **49%** in peer counties (2021).

Students in Pasquotank County completed **215 Career & Technical Education concentrations** in 2021. The top three CTE concentrations completed include Agricultural, Food, & Natural Resources; Human Services; and Law, Public Safety, Corrections, & Security.

COLLEGE & CAREER ACCESS

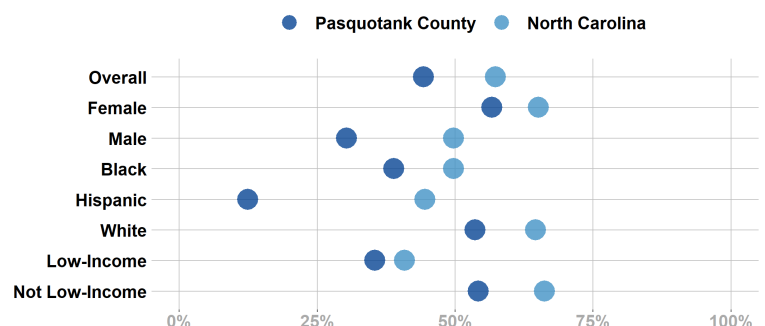
49% of seniors **completed the FAFSA** in 2022; 85 more need to complete in 2022 to meet state goal of **80%**. 2022
<https://www.myfuturenc.org/ourwork/first-in-fafsa/>

79% of graduates reported **intentions to enroll** in a postsecondary institution versus 69% in peer counties. 2021

42% of graduates **enrolled in a postsecondary institution** within 12 months versus 50% in peer counties. 2021

60% of Pasquotank County students have **parents with no college degree** (either 2- or 4-year) versus 59% in peer counties.

Postsecondary Enrollment Rates for Select Groups in Pasquotank County, 2021



Note: Outcomes for demographic groups with fewer than 10 students are not displayed.

Success of Pasquotank County High School Graduates

Top destinations of graduates, 2016-2020

- **44%** of college-goers attended a **public 4-year college**
 - **10%** of college-goers attended a **private 4-year college**
 - **43%** of college-goers attended a **public 2-year college**
 - **<5%** of college-goers attended a **private 2-year college**
 - **90%** of college-goers attended an **in-state college**
- **76%** of students who enroll **persist to their second year** versus 73% in peer counties. 2021
 - **44%** of students who enroll **earn a degree or credential** within 6 years versus 55% in peer counties. 2021

Adult Learners

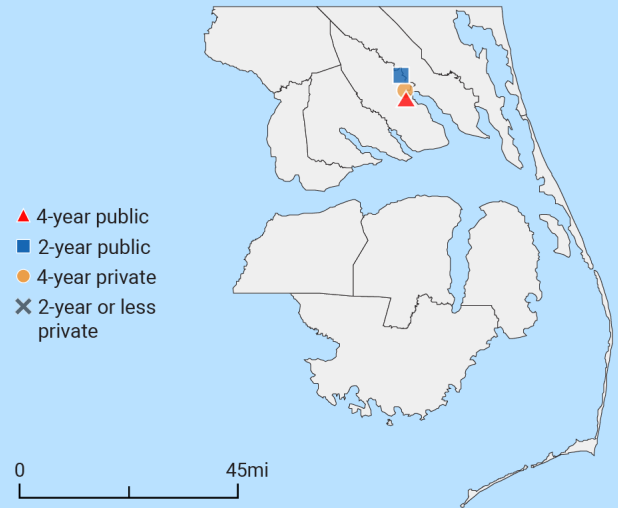
Pasquotank County resident enrollments in NC Community Colleges, 2021

- 101** Basic Skills
- 413** Continuing Education
- 678** Curriculum



14% of Pasquotank County residents have **student loan debt**; 10% of debt holders had **student loans in default**. 2020

Postsecondary assets in Elizabeth City Prosperity Zone sub-region



Degree Credentials Awarded, 2021

238 certificate | **386** associate | **345** bachelor's

In your Prosperity Zone Sub-Region:

70.0%

of postsecondary degrees and credentials conferred by regional institutions are **aligned with labor market needs**.

Top areas of misalignment:

- Transportation, Distribution & Logistics** (below bachelor's)
- Health Science** (bachelor's)
- Business Management & Administration** (bachelor's)

13 Individuals served in an ApprenticeshipNC program in 2020

UNC and NC Community College Outcomes:

- 632** graduates in 2020
- 62%** of 2016 graduates were employed in NC in 2021
- \$33,554** annual average earnings of graduates employed in NC (includes both part-time and full-time jobs)

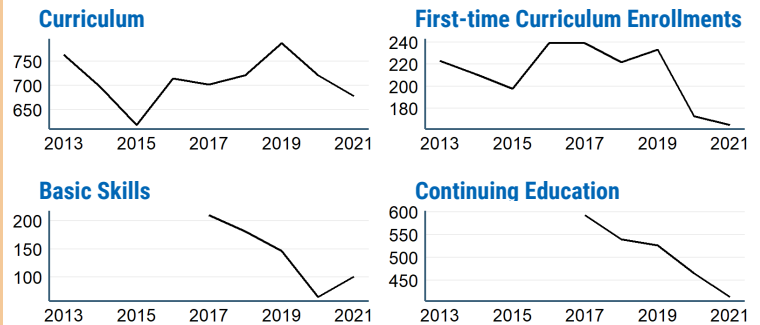
In 2021 your Workforce Development Board served:

- 3,785** in Basic Services
- 2,643** in Career Services
- 293** in Education Services

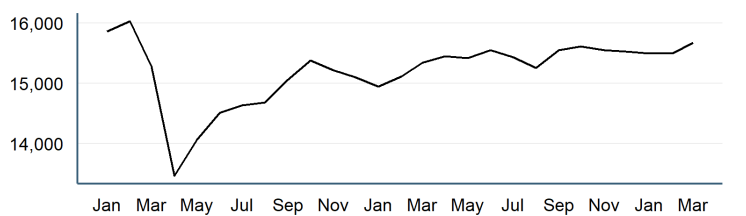


12.5% of young adults ages 16-24 in Pasquotank County were **not working and not in school** versus 15.2% in peer counties. 2019

Impact of Covid-19 on NC Community College Enrollment



Number of Pasquotank County residents employed, January 2020 to March 2022



Promising Attainment Practices

The new **Promising Attainment Practices Database** is a curated, searchable, and filterable collection of about 250 county, region, and state-level initiatives and programs that directly address various components of the state's attainment challenge. The Database allows local and regional initiative leaders and other stakeholders to identify groups across the state who are developing or operating initiatives designed to boost attainment.

Follow link to discover how Pasquotank County has been meeting local needs:

https://dashboard.myfuturenc.org/promising-attainment-practices/?wdt_search=Pasquotank

For more information about each indicator, including data sources and methodology, visit:

dashboard.myfuturenc.org/county-data-and-resources/