

# Pender County



Wilmington  
Prosperity Zone Sub-Region  
Peer County Type: Rural Metro  
Local Education Agencies: 1  
Charter Schools: 0

**2030 NC Degree Attainment Goal: 2 million (67%)**  
**2030 Proposed Pender County Attainment Goal: 12,441 (65%)**

## Population Spotlight

2010 Census: 52,217  
2020 Census: 60,203  
Change: 7,986

## Growth Rate

**15.3%** vs. **9.5%**  
County State

**\$59,812**  
Median Household Income (2020)

**16.0%**  
Child Poverty Rate (2020)

**87%**  
Households with Broadband (2020)

**80%**  
Home Owners (2020)

**79%**  
Voter Registration Rate (2021)

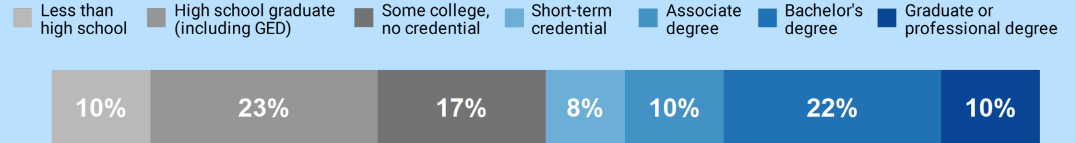
**4.2%**  
Unemployment Rate (2021)

## Educational Attainment

Pender County residents ages 25-44, 2021

**No Degree**  
**49.9%**  
7,118

**Have Degree or Credential**  
**50.1%**  
7,153



Note: Numbers may add to more than 100% due to rounding

## Top Opportunities for Growth

These three areas represent the biggest opportunities for Pender County to improve future attainment outcomes.



### School Counselors

Pender County has a student-to-school counselor ratio of 426:1, above the rural metro county average of 362:1.



### Postsecondary Completion

55% of Pender County high school graduates who enroll in postsecondary earn a degree or credential within 6 years, below the rural metro county average of 57%.

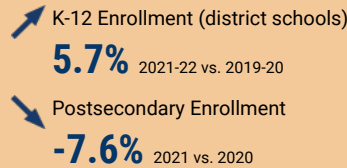


### Transition to Postsecondary

52% of Pender County seniors enroll in postsecondary within 12 months of graduation, below the state average of 55%.

## Impact of Covid-19 on Education Pipeline

Covid-19 has affected critical transition points along the education continuum.



## Data Disruptions

- College-and-Career-Ready in Reading
- College-and-Career-Ready in Math
- Chronic Absenteeism



[ncdemography.org](http://ncdemography.org)

## ACADEMIC READINESS

### How students in Pender County traditional schools are currently doing:

To meet state goals, each year Pender County needs:

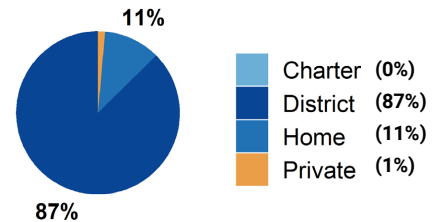
- Pender County has met the goal for **Pre-K enrollment**. (Goal: **75%**). 2022
- 31%** of 3-8 graders are earning college-and-career-ready scores (level 4 or 5) in **reading**; 1,955 more needed to meet state goal of **73%**. 2022
- 36%** of 3-8 graders are earning college-and-career-ready scores (level 4 or 5) in **math**; 2,340 more needed to meet state goal of **86%**. 2022
- 93%** of 9th graders **graduate within four years**; 15 more needed to meet state goal of **95%**. 2021
- 25%** of students are **chronically absent from school**; 1,334 less needed to meet state goal of **11%**. 2021

Pender County has a **student-to-school counselor ratio** of 426:1 versus 362:1 in peer counties. 2021

### School Choice

11,563 total students were enrolled in K-12 in Pender County in the 2021-22 school year.

Note: This profile focuses on outcomes of students enrolled in district schools.



### Career and College Preparation

**339 high school students** took at least one **AP course** (**12%**) versus **9%** in peer counties (2021).

**370 graduates** participated in **Career & College Promise programs** (**46%**) versus **43%** in peer counties (2021).

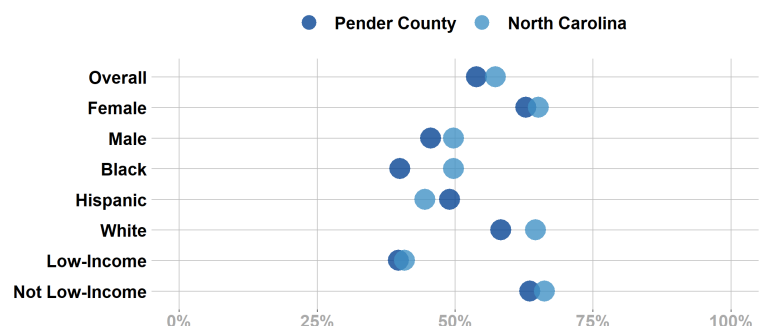
Students in Pender County completed **448 Career & Technical Education concentrations** in 2021. The top three CTE concentrations completed include Health Science; Agricultural, Food, & Natural Resources; and Architecture and Construction.

## COLLEGE & CAREER ACCESS

- 55%** of seniors **completed the FAFSA** in 2022; 159 more need to complete in 2022 to meet state goal of **80%**. 2022  
<https://www.myfuturenc.org/ourwork/first-in-fafsa/>
- 77%** of graduates reported **intentions to enroll** in a postsecondary institution versus 69% in peer counties. 2021
- 52%** of graduates **enrolled in a postsecondary institution** within 12 months versus 49% in peer counties. 2021

**43%** of Pender County students have **parents with no college degree** (either 2- or 4-year) versus 58% in peer counties.

## Postsecondary Enrollment Rates for Select Groups in Pender County, 2021



Note: Outcomes for demographic groups with fewer than 10 students are not displayed.

POSTSECONDARY COMPLETION

## Success of Pender County High School Graduates

### Top destinations of graduates, 2016-2020

- **39%** of college-goers attended a **public 4-year college**
  - **9%** of college-goers attended a **private 4-year college**
  - **51%** of college-goers attended a **public 2-year college**
  - **<5%** of college-goers attended a **private 2-year college**
  - **93%** of college-goers attended an **in-state college**
- **76%** of students who enroll **persist to their second year** versus 73% in peer counties. 2021
  - **55%** of students who enroll **earn a degree or credential** within 6 years versus 57% in peer counties. 2021

## Adult Learners

### Pender County resident enrollments in NC Community Colleges, 2021

- 102** Basic Skills
- 895** Continuing Education
- 1,600** Curriculum



14% of Pender County residents have **student loan debt**; 8% of debt holders had **student loans in default**. 2020

## Postsecondary assets in Wilmington Prosperity Zone sub-region



### Degree Credentials Awarded, 2021

**1,154** certificate | **1,686** associate | **3,936** bachelor's

LABOR MARKET ALIGNMENT

## In your Prosperity Zone Sub-Region:

**85.4%**

of postsecondary degrees and credentials conferred by regional institutions are **aligned with labor market needs**.

### Top areas of misalignment:

- Transportation, Distribution & Logistics** (below bachelor's)
- Health Science** (below bachelor's)
- Finance** (bachelor's)

**273** Individuals served in an ApprenticeshipNC program in 2020

### UNC and NC Community College Outcomes:

- 5,768** graduates in 2020
- 66%** of 2016 graduates were employed in NC in 2021
- \$44,807** annual average earnings of graduates employed in NC (includes both part-time and full-time jobs)

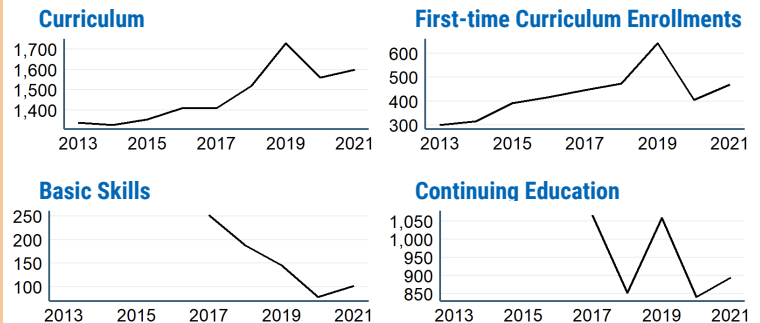
### In 2021 your Workforce Development Board served:

- 8,319** in Basic Services
- 4,329** in Career Services
- 501** in Education Services

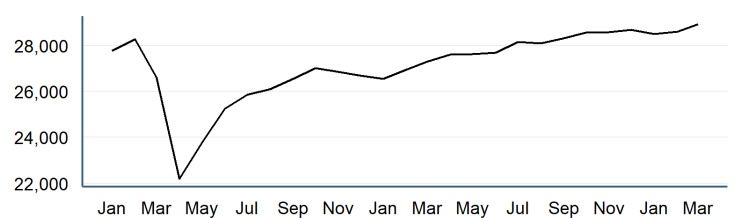


12.1% of young adults ages 16-24 in Pender County were **not working and not in school** versus 15.2% in peer counties. 2019

## Impact of Covid-19 on NC Community College Enrollment



## Number of Pender County residents employed, January 2020 to March 2022



## Promising Attainment Practices

The new **Promising Attainment Practices Database** is a curated, searchable, and filterable collection of about 250 county, region, and state-level initiatives and programs that directly address various components of the state's attainment challenge. The Database allows local and regional initiative leaders and other stakeholders to identify groups across the state who are developing or operating initiatives designed to boost attainment.

Follow link to discover how Pender County has been meeting local needs:

[https://dashboard.myfuturenc.org/promising-attainment-practices/?wdt\\_search=Pender](https://dashboard.myfuturenc.org/promising-attainment-practices/?wdt_search=Pender)

For more information about each indicator, including data sources and methodology, visit:

[dashboard.myfuturenc.org/county-data-and-resources/](https://dashboard.myfuturenc.org/county-data-and-resources/)