

Pitt County



Greenville
Prosperity Zone Sub-Region
Peer County Type: Suburban
Local Education Agencies: 1
Charter Schools: 1

2030 NC Degree Attainment Goal: 2 million (67%)
2030 Proposed Pitt County Attainment Goal: 31,722 (68%)

Population Spotlight

2010 Census: 168,148
2020 Census: 170,243
Change: 2,095

Growth Rate

1.2% County vs. **9.5%** State

\$49,955
Median Household Income (2020)

25.2%
Child Poverty Rate (2020)

87%
Households with Broadband (2020)

51%
Home Owners (2020)

68%
Voter Registration Rate (2021)

5.0%
Unemployment Rate (2021)

Educational Attainment

Pitt County residents ages 25-44, 2021

No Degree
40.2%
17,388

Have Degree or Credential
59.8%
25,911

Less than high school | High school graduate (including GED) | Some college, no credential | Short-term credential | Associate degree | Bachelor's degree | Graduate or professional degree



Note: Numbers may add to more than 100% due to rounding

Top Opportunities for Growth

These three areas represent the biggest opportunities for Pitt County to improve future attainment outcomes.



Postsecondary Completion

52% of Pitt County high school graduates who enroll in postsecondary earn a degree or credential within 6 years, below the suburban county average of 60%.



High School Graduation

85% of Pitt County 9th graders complete high school in 4 years or less, below the suburban county average of 88%.

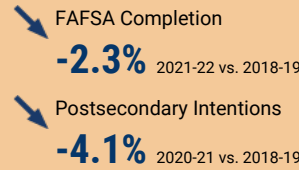
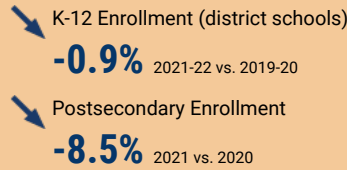


Reading Performance

27% of Pitt County 3-8 graders earn college-and-career-ready scores in Reading, below the suburban county average of 30%.

Impact of Covid-19 on Education Pipeline

Covid-19 has affected critical transition points along the education continuum.



Data Disruptions

- College-and-Career-Ready in Reading
- College-and-Career-Ready in Math
- Chronic Absenteeism



ncdemography.org

ACADEMIC READINESS

How students in Pitt County traditional schools are currently doing:

To meet state goals, each year Pitt County needs:

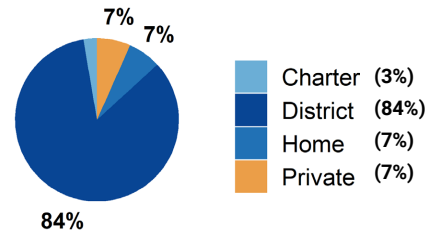
- 50% of eligible 4-year-olds **enrolled in NC Pre-K program**; 265 more needed to meet state goal of 75%. 2022
- 27% of 3-8 graders are earning college-and-career-ready scores (level 4 or 5) in **reading**; 4,995 more needed to meet state goal of 73%. 2022
- 35% of 3-8 graders are earning college-and-career-ready scores (level 4 or 5) in **math**; 5,549 more needed to meet state goal of 86%. 2022
- 85% of 9th graders **graduate within four years**; 194 more needed to meet state goal of 95%. 2021
- 25% of students are **chronically absent from school**; 3,231 less needed to meet state goal of 11%. 2021

Pitt County has a **student-to-school counselor ratio** of 326:1 versus 336:1 in peer counties. 2021

School Choice

27,696 total students were enrolled in K-12 in Pitt County in the 2021-22 school year.

Note: This profile focuses on outcomes of students enrolled in district schools.



Career and College Preparation

808 high school students took at least one AP course (12%) versus 15% in peer counties (2021).

689 graduates participated in Career & College Promise programs (45%) versus 33% in peer counties (2021).

Students in Pitt County completed **1,061 Career & Technical Education concentrations** in 2021. The top three CTE concentrations completed include Health Science; Human Services; and Architecture and Construction.

COLLEGE & CAREER ACCESS

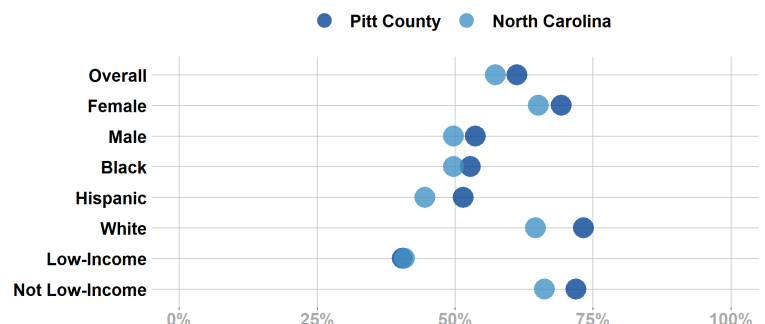
65% of seniors **completed the FAFSA** in 2022; 225 more need to complete in 2022 to meet state goal of 80%. 2022
<https://www.myfuturenc.org/ourwork/first-in-fafsa/>

83% of graduates reported **intentions to enroll** in a postsecondary institution versus 75% in peer counties. 2021

59% of graduates **enrolled in a postsecondary institution** within 12 months versus 55% in peer counties. 2021

47% of Pitt County students have **parents with no college degree** (either 2- or 4-year) versus 49% in peer counties.

Postsecondary Enrollment Rates for Select Groups in Pitt County, 2021



Note: Outcomes for demographic groups with fewer than 10 students are not displayed.

Success of Pitt County High School Graduates

Top destinations of graduates, 2016-2020

- **39%** of college-goers attended a **public 4-year college**
 - **8%** of college-goers attended a **private 4-year college**
 - **52%** of college-goers attended a **public 2-year college**
 - **<5%** of college-goers attended a **private 2-year college**
 - **95%** of college-goers attended an **in-state college**
- **76%** of students who enroll **persist to their second year** versus 77% in peer counties. 2021
 - **52%** of students who enroll **earn a degree or credential** within 6 years versus 60% in peer counties. 2021

Adult Learners

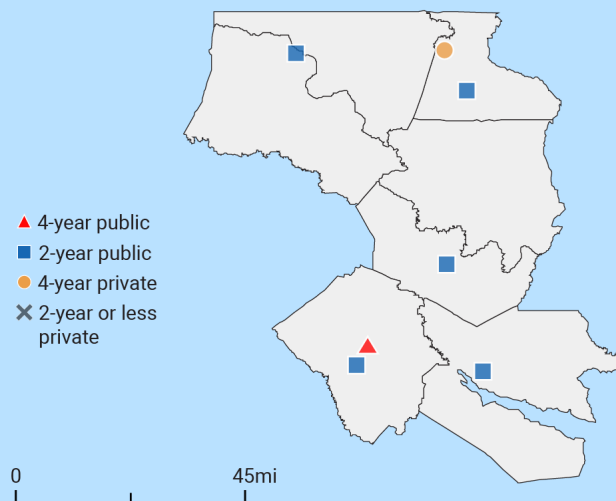
Pitt County resident enrollments in NC Community Colleges, 2021

307	Basic Skills
2,462	Continuing Education
5,412	Curriculum



22% of Pitt County residents have **student loan debt**; 13% of debt holders had **student loans in default**. 2020

Postsecondary assets in Greenville Prosperity Zone sub-region



Degree Credentials Awarded, 2021

1,760 certificate | **1,942** associate | **5,306** bachelor's

In your Prosperity Zone Sub-Region:

86.0%

of postsecondary degrees and credentials conferred by regional institutions are **aligned with labor market needs**.

Top areas of misalignment:

- Health Science** (below bachelor's and bachelor's)
- Transportation, Distribution & Logistics** (below bachelor's)
- Business Management & Administration** (bachelor's)

402 Individuals served in an ApprenticeshipNC program in 2020

UNC and NC Community College Outcomes:

- 7,374** graduates in 2020
- 71%** of 2016 graduates were employed in NC in 2021
- \$46,194** annual average earnings of graduates employed in NC (includes both part-time and full-time jobs)

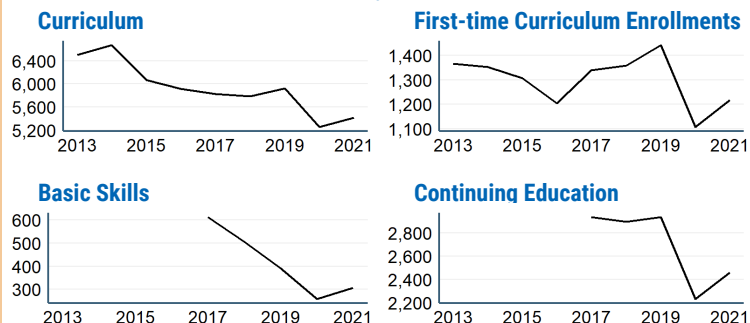
In 2021 your Workforce Development Board served:

- 8,737** in Basic Services
- 4,829** in Career Services
- 278** in Education Services

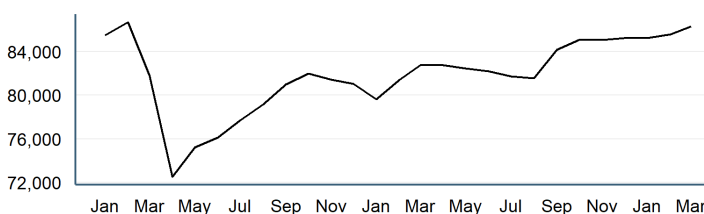


9.0% of young adults ages 16-24 in Pitt County were **not working and not in school** versus 11.2% in peer counties. 2019

Impact of Covid-19 on NC Community College Enrollment



Number of Pitt County residents employed, January 2020 to March 2022



Promising Attainment Practices

The new **Promising Attainment Practices Database** is a curated, searchable, and filterable collection of about 250 county, region, and state-level initiatives and programs that directly address various components of the state's attainment challenge. The Database allows local and regional initiative leaders and other stakeholders to identify groups across the state who are developing or operating initiatives designed to boost attainment.

Follow link to discover how Pitt County has been meeting local needs:

https://dashboard.myfuturenc.org/promising-attainment-practices/?wdt_search=Pitt

For more information about each indicator, including data sources and methodology, visit:

dashboard.myfuturenc.org/county-data-and-resources/