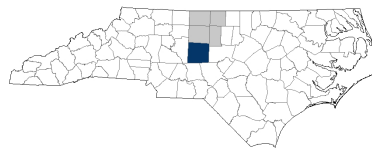


Randolph County

2030 NC Degree Attainment Goal: 2 million (67%)
2030 Proposed Randolph County Attainment Goal: 21,511 (55%)



Greensboro Prosperity Zone Sub-Region
Peer County Type: Rural Metro
Local Education Agencies: 2
Charter Schools: 1

Population Spotlight

2010 Census: 141,752
 2020 Census: 144,171
 Change: 2,419

Growth Rate

1.7% County vs. **9.5%** State

\$48,849
 Median Household Income (2020)

22.0%
 Child Poverty Rate (2020)

87%
 Households with Broadband (2020)

73%
 Home Owners (2020)

78%
 Voter Registration Rate (2021)

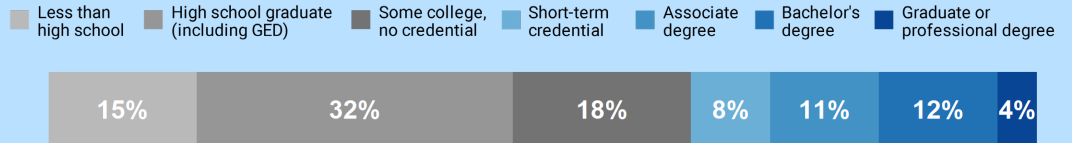
4.7%
 Unemployment Rate (2021)

Educational Attainment

Randolph County residents ages 25-44, 2021

No Degree
64.9%
 21,714

Have Degree or Credential
35.1%
 11,744



Note: Numbers may add to more than 100% due to rounding

Top Opportunities for Growth

These three areas represent the biggest opportunities for Randolph County to improve future attainment outcomes.



NC Pre-K Enrollment

43% of Randolph County eligible 4-year-olds are enrolled in NC Pre-K, below the rural metro county average of 59%.



Chronic Absenteeism

34% of Randolph County students are chronically absent from school, above the rural metro county average of 29%.

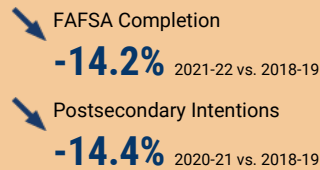
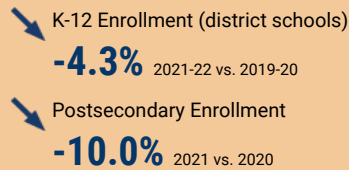


Reading Performance

22% of Randolph County 3-8 graders earn college-and-career-ready scores in Reading, below the rural metro county average of 25%.

Impact of Covid-19 on Education Pipeline

Covid-19 has affected critical transition points along the education continuum.



Data Disruptions

- College-and-Career-Ready in Reading
- College-and-Career-Ready in Math
- Chronic Absenteeism



ncdemography.org

ACADEMIC READINESS

How students in Randolph County traditional schools are currently doing:

To meet state goals, each year Randolph County needs:

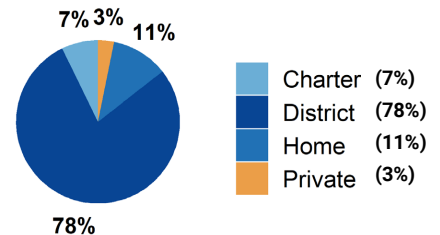
- **43%** of eligible 4-year-olds **enrolled in NC Pre-K program**; 283 more needed to meet state goal of **75%**. 2022
- **22%** of 3-8 graders are earning college-and-career-ready scores (level 4 or 5) in **reading**; 4,577 more needed to meet state goal of **73%**. 2022
- **28%** of 3-8 graders are earning college-and-career-ready scores (level 4 or 5) in **math**; 5,209 more needed to meet state goal of **86%**. 2022
- **87%** of 9th graders **graduate within four years**; 134 more needed to meet state goal of **95%**. 2021
- **34%** of students are **chronically absent from school**; 4,456 less needed to meet state goal of **11%**. 2021

Randolph County has a **student-to-school counselor ratio** of 356:1 versus 362:1 in peer counties. 2021

School Choice

24,841 total students were enrolled in K-12 in Randolph County in the 2021-22 school year.

Note: This profile focuses on outcomes of students enrolled in district schools.



Career and College Preparation

577 high school students took at least one **AP course** (**10%**) versus **9%** in peer counties (2021).

581 graduates participated in **Career & College Promise programs** (**40%**) versus **43%** in peer counties (2021).

Students in Randolph County completed **962 Career & Technical Education concentrations** in 2021. The top three CTE concentrations completed include Agricultural, Food, & Natural Resources; Human Services; and Health Science.

COLLEGE & CAREER ACCESS

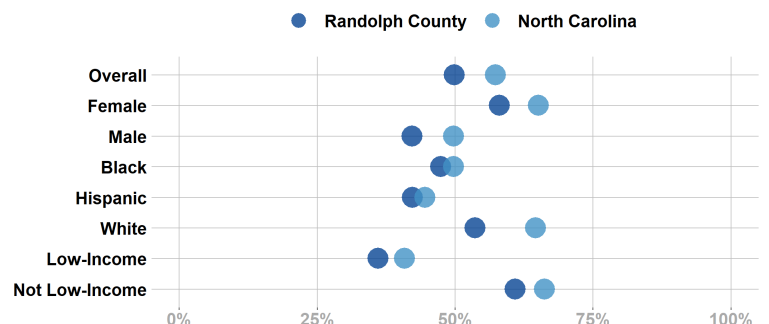
• **53%** of seniors **completed the FAFSA** in 2022; 343 more need to complete in 2022 to meet state goal of **80%**. 2022
<https://www.myfuturenc.org/ourwork/first-in-fafsa/>

• **68%** of graduates reported **intentions to enroll** in a postsecondary institution versus 69% in peer counties. 2021

• **48%** of graduates **enrolled in a postsecondary institution** within 12 months versus 49% in peer counties. 2021

64% of Randolph County students have **parents with no college degree** (either 2- or 4-year) versus 58% in peer counties.

Postsecondary Enrollment Rates for Select Groups in Randolph County, 2021



Note: Outcomes for demographic groups with fewer than 10 students are not displayed.

Success of Randolph County High School Graduates

Top destinations of graduates, 2016-2020

- **36%** of college-goers attended a **public 4-year college**
 - **12%** of college-goers attended a **private 4-year college**
 - **51%** of college-goers attended a **public 2-year college**
 - **<5%** of college-goers attended a **private 2-year college**
 - **95%** of college-goers attended an **in-state college**
- **73%** of students who enroll **persist to their second year** versus 73% in peer counties. 2021
 - **54%** of students who enroll **earn a degree or credential** within 6 years versus 57% in peer counties. 2021

Adult Learners

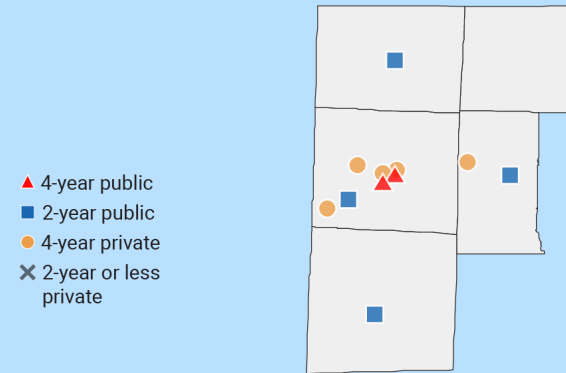
Randolph County resident enrollments in NC Community Colleges, 2021

408	Basic Skills
1,946	Continuing Education
3,027	Curriculum



11% of Randolph County residents have **student loan debt**; 10% of debt holders had **student loans in default**. 2020

Postsecondary assets in Greensboro Prosperity Zone sub-region



0 45mi

Degree Credentials Awarded, 2021

3,440 certificate | **2,827** associate | **8,443** bachelor's

In your Prosperity Zone Sub-Region:

85.2%

of postsecondary degrees and credentials conferred by regional institutions are **aligned with labor market needs**.

Top areas of misalignment:

- Transportation, Distribution & Logistics** (below bachelor's)
- Health Science** (below bachelor's and bachelor's)
- Business Management & Administration** (bachelor's)

891 Individuals served in an ApprenticeshipNC program in 2020

UNC and NC Community College Outcomes:

- 8,468** graduates in 2020
- 73%** of 2016 graduates were employed in NC in 2021
- \$41,353** annual average earnings of graduates employed in NC (includes both part-time and full-time jobs)

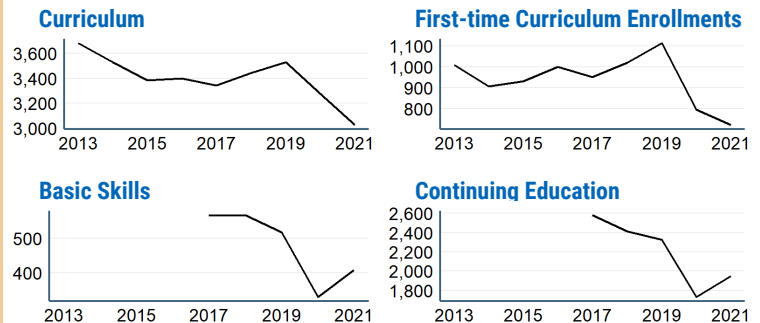
In 2021 your Workforce Development Board served:

- 10,802** in Basic Services
- 5,263** in Career Services
- 467** in Education Services

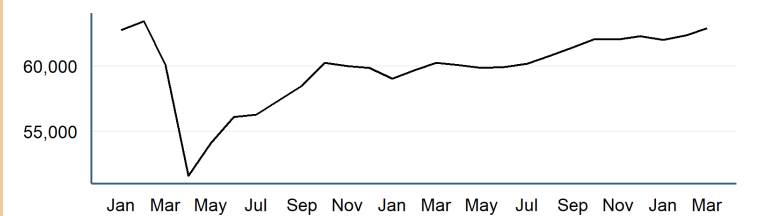


13.0% of young adults ages 16-24 in Randolph County were **not working and not in school** versus **15.2%** in peer counties. 2019

Impact of Covid-19 on NC Community College Enrollment



Number of Randolph County residents employed, January 2020 to March 2022



Promising Attainment Practices

The new **Promising Attainment Practices Database** is a curated, searchable, and filterable collection of about 250 county, region, and state-level initiatives and programs that directly address various components of the state's attainment challenge. The Database allows local and regional initiative leaders and other stakeholders to identify groups across the state who are developing or operating initiatives designed to boost attainment.

Follow link to discover how Randolph County has been meeting local needs:

https://dashboard.myfuturenc.org/promising-attainment-practices/?wdt_search=Randolph

For more information about each indicator, including data sources and methodology, visit:

dashboard.myfuturenc.org/county-data-and-resources/