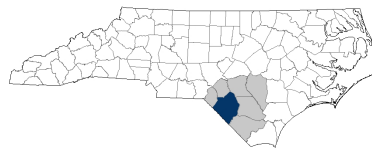


Robeson County

2030 NC Degree Attainment Goal: 2 million (67%)
2030 Proposed Robeson County Attainment Goal: 14,651 (46%)



Fayetteville-Lumberton
 Prosperity Zone Sub-Region
Peer County Type: Rural Non-Metro
Local Education Agencies: 1
Charter Schools: 3

Population Spotlight

2010 Census: 134,168
 2020 Census: 116,530
 Change: -17,638

Growth Rate

-13.2% vs. **9.5%**
County vs. **State**

\$39,139
 Median Household Income (2020)

39.3%
 Child Poverty Rate (2020)

72%
 Households with Broadband (2020)

65%
 Home Owners (2020)

64%
 Voter Registration Rate (2021)

7.6%
 Unemployment Rate (2021)

Educational Attainment

Robeson County residents ages 25-44, 2021

■ Less than high school
 ■ High school graduate (including GED)
 ■ Some college, no credential
 ■ Short-term credential
 ■ Associate degree
 ■ Bachelor's degree
 ■ Graduate or professional degree

No Degree
68.0%
 19,641

Have Degree or Credential
32.0%
 9,247



Note: Numbers may add to more than 100% due to rounding

Top Opportunities for Growth

These three areas represent the biggest opportunities for Robeson County to improve future attainment outcomes.



Earning College Credit in High School
 26% of Robeson County graduates participated in the Career & College Promise programs, below the rural non-metro county average of 49%. Also, 6% of high school students took at least one AP exam, below the peer county average of 7%.



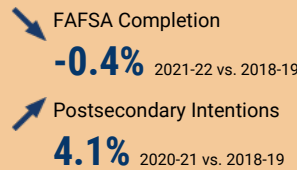
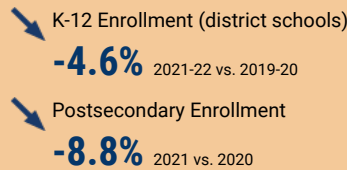
Chronic Absenteeism
 42% of Robeson County students are chronically absent from school, above the rural non-metro county average of 29%.



Math Performance
 14% of Robeson County 3-8 graders earn college-and-career-ready scores in Math, below the rural non-metro county average of 26%.

Impact of Covid-19 on Education Pipeline

Covid-19 has affected critical transition points along the education continuum.



Data Disruptions

- College-and-Career-Ready in Reading
- College-and-Career-Ready in Math
- Chronic Absenteeism



ncdemography.org

ACADEMIC READINESS

How students in Robeson County traditional schools are currently doing:

To meet state goals, each year Robeson County needs:

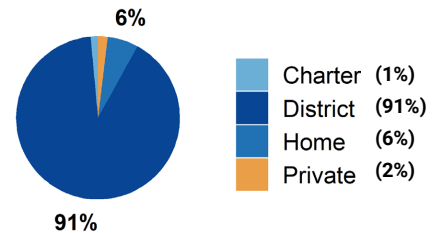
- **67%** of eligible 4-year-olds **enrolled in NC Pre-K program**; 92 more needed to meet state goal of **75%**. 2022
- **12%** of 3-8 graders are earning college-and-career-ready scores (level 4 or 5) in **reading**; 5,884 more needed to meet state goal of **73%**. 2022
- **14%** of 3-8 graders are earning college-and-career-ready scores (level 4 or 5) in **math**; 6,949 more needed to meet state goal of **86%**. 2022
- **87%** of 9th graders **graduate within four years**; 128 more needed to meet state goal of **95%**. 2021
- **42%** of students are **chronically absent from school**; 6,254 less needed to meet state goal of **11%**. 2021

Robeson County has a **student-to-school counselor ratio** of 362:1 versus 318:1 in peer counties. 2021

School Choice

22,512 total students were enrolled in K-12 in Robeson County in the 2021-22 school year.

Note: This profile focuses on outcomes of students enrolled in district schools.



Career and College Preparation

354 high school students took at least one **AP course** (6%) versus 7% in peer counties (2021).

372 graduates participated in **Career & College Promise programs** (26%) versus 49% in peer counties (2021).

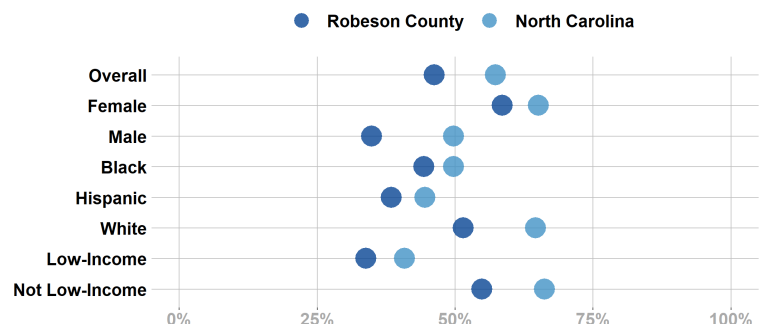
Students in Robeson County completed **999 Career & Technical Education concentrations** in 2021. The top three CTE concentrations completed include Human Services; Health Science; and Agricultural, Food, & Natural Resources.

COLLEGE & CAREER ACCESS

- **54%** of seniors **completed the FAFSA** in 2022; 271 more need to complete in 2022 to meet state goal of **80%**. 2022
<https://www.myfuturenc.org/ourwork/first-in-fafsa/>
- **73%** of graduates reported **intentions to enroll** in a postsecondary institution versus 69% in peer counties. 2021
- **44%** of graduates **enrolled in a postsecondary institution** within 12 months versus 50% in peer counties. 2021

71% of Robeson County students have **parents with no college degree** (either 2- or 4-year) versus 59% in peer counties.

Postsecondary Enrollment Rates for Select Groups in Robeson County, 2021



Note: Outcomes for demographic groups with fewer than 10 students are not displayed.

Success of Robeson County High School Graduates


Top destinations of graduates, 2016-2020

- 47% of college-goers attended a **public 4-year college**
 - 6% of college-goers attended a **private 4-year college**
 - 46% of college-goers attended a **public 2-year college**
 - <5% of college-goers attended a **private 2-year college**
 - 95% of college-goers attended an **in-state college**
- 69% of students who enroll **persist to their second year** versus 73% in peer counties. 2021
 - 44% of students who enroll **earn a degree or credential** within 6 years versus 55% in peer counties. 2021

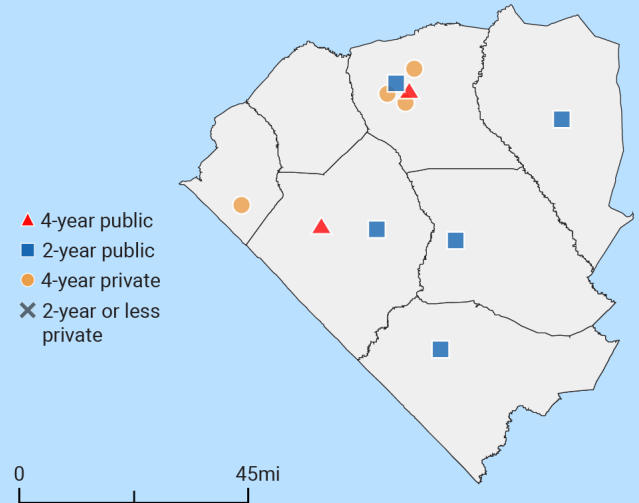
Adult Learners

Robeson County resident enrollments in NC Community Colleges, 2021

536 Basic Skills
2,662 Continuing Education
2,755 Curriculum

 14% of Robeson County residents have **student loan debt**; 13% of debt holders had **student loans in default**. 2020

Postsecondary assets in Fayetteville-Lumberton Prosperity Zone sub-region



Degree Credentials Awarded, 2021

2,584 certificate | **3,044** associate | **2,900** bachelor's

In your Prosperity Zone Sub-Region:

80.4%

of postsecondary degrees and credentials conferred by regional institutions are **aligned with labor market needs**.

Top areas of misalignment:

Transportation, Distribution & Logistics (below bachelor's)
Business Management & Administration (bachelor's)
Information Technology (bachelor's)


1,855 Individuals served in an ApprenticeshipNC program in 2020

UNC and NC Community College Outcomes:

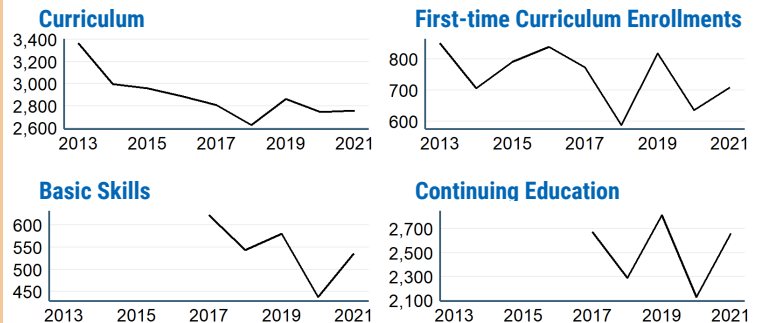
5,664 graduates in 2020
 56% of 2016 graduates were employed in NC in 2021
\$38,415 annual average earnings of graduates employed in NC (includes both part-time and full-time jobs)

In 2021 your Workforce Development Board served:

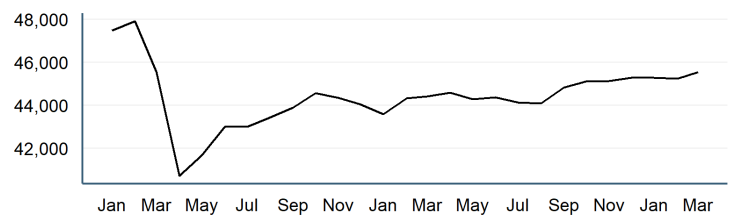
10,858 in Basic Services
5,285 in Career Services
715 in Education Services

 22.0% of young adults ages 16-24 in Robeson County were **not working and not in school** versus 15.2% in peer counties. 2019

Impact of Covid-19 on NC Community College Enrollment



Number of Robeson County residents employed, January 2020 to March 2022



Promising Attainment Practices

The new **Promising Attainment Practices Database** is a curated, searchable, and filterable collection of about 250 county, region, and state-level initiatives and programs that directly address various components of the state's attainment challenge. The Database allows local and regional initiative leaders and other stakeholders to identify groups across the state who are developing or operating initiatives designed to boost attainment.

Follow link to discover how Robeson County has been meeting local needs:

https://dashboard.myfuturenc.org/promising-attainment-practices/?wdt_search=Robeson

For more information about each indicator, including data sources and methodology, visit:

dashboard.myfuturenc.org/county-data-and-resources/