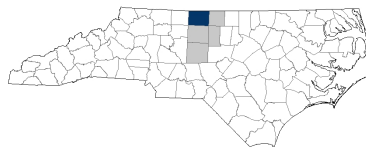


# Rockingham County



Greensboro  
Prosperity Zone Sub-Region  
Peer County Type: Rural Metro  
Local Education Agencies: 1  
Charter Schools: 1

**2030 NC Degree Attainment Goal: 2 million (67%)**  
**2030 Proposed Rockingham County Attainment Goal: 12,094 (53%)**

## Population Spotlight

2010 Census: 93,643  
2020 Census: 91,096  
Change: -2,547

## Growth Rate

**-2.7%** County vs. **9.5%** State

**\$50,388**  
Median Household Income (2020)

**29.0%**  
Child Poverty Rate (2020)

**79%**  
Households with Broadband (2020)

**71%**  
Home Owners (2020)

**75%**  
Voter Registration Rate (2021)

**5.5%**  
Unemployment Rate (2021)

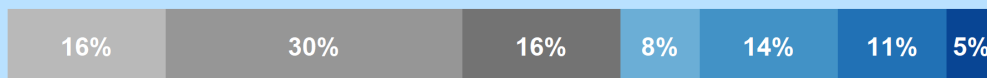
## Educational Attainment

Rockingham County residents ages 25-44, 2021

Less than high school | High school graduate (including GED) | Some college, no credential | Short-term credential | Associate degree | Bachelor's degree | Graduate or professional degree

**No Degree**  
**61.9%**  
12,621

**Have Degree or Credential**  
**38.1%**  
7,760



Note: Numbers may add to more than 100% due to rounding

## Top Opportunities for Growth

These three areas represent the biggest opportunities for Rockingham County to improve future attainment outcomes.



### NC Pre-K Enrollment

41% of Rockingham County eligible 4-year-olds are enrolled in NC Pre-K, below the rural metro county average of 59%.



### Chronic Absenteeism

37% of Rockingham County students are chronically absent from school, above the rural metro county average of 29%.

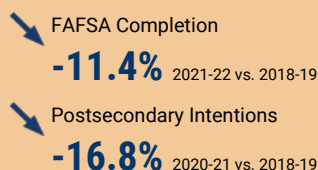
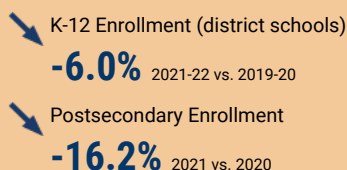


### First-Year Persistence

69% of Rockingham County high school graduates who enroll in postsecondary persist to their second year, below the rural metro county average of 73%.

## Impact of Covid-19 on Education Pipeline

Covid-19 has affected critical transition points along the education continuum.



## Data Disruptions

- College-and-Career-Ready in Reading
- College-and-Career-Ready in Math
- Chronic Absenteeism



[ncdemography.org](http://ncdemography.org)

## ACADEMIC READINESS

### How students in Rockingham County traditional schools are currently doing:

To meet state goals, each year Rockingham County needs:

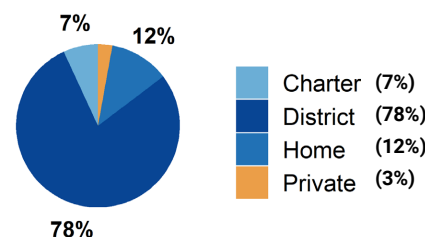
- 41%** of eligible 4-year-olds **enrolled in NC Pre-K program**; 201 more needed to meet state goal of **75%**. 2022
- 23%** of 3-8 graders are earning college-and-career-ready scores (level 4 or 5) in **reading**; 2,492 more needed to meet state goal of **73%**. 2022
- 28%** of 3-8 graders are earning college-and-career-ready scores (level 4 or 5) in **math**; 2,861 more needed to meet state goal of **86%**. 2022
- 88%** of 9th graders **graduate within four years**; 67 more needed to meet state goal of **95%**. 2021
- 37%** of students are **chronically absent from school**; 2,785 less needed to meet state goal of **11%**. 2021

Rockingham County has a **student-to-school counselor ratio** of 427:1 versus 362:1 in peer counties. 2021

## School Choice

13,863 total students were enrolled in K-12 in Rockingham County in the 2021-22 school year.

Note: This profile focuses on outcomes of students enrolled in district schools.



## Career and College Preparation

**299 high school students** took at least one **AP course (9%)** versus **9%** in peer counties (2021).

**296 graduates** participated in **Career & College Promise programs (38%)** versus **43%** in peer counties (2021).

Students in Rockingham County completed **428 Career & Technical Education concentrations** in 2021. The top three CTE concentrations completed include Health Science; Human Services; and Hospitality & Tourism.

## COLLEGE & CAREER ACCESS

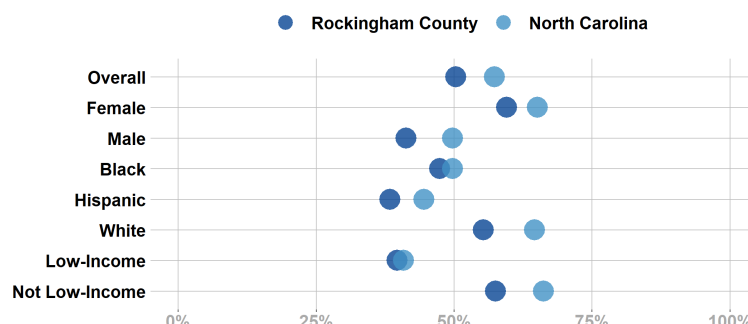
**53%** of seniors **completed the FAFSA** in 2022; 191 more need to complete in 2022 to meet state goal of **80%**. 2022  
<https://www.myfuturenc.org/ourwork/first-in-fafsa/>

**65%** of graduates reported **intentions to enroll** in a postsecondary institution versus 69% in peer counties. 2021

**48%** of graduates **enrolled in a postsecondary institution** within 12 months versus 49% in peer counties. 2021

**66%** of Rockingham County students have **parents with no college degree** (either 2- or 4-year) versus 58% in peer counties.

## Postsecondary Enrollment Rates for Select Groups in Rockingham County, 2021



Note: Outcomes for demographic groups with fewer than 10 students are not displayed.

POSTSECONDARY COMPLETION

## Success of Rockingham County High School Graduates


### Top destinations of graduates, 2016-2020

- **38%** of college-goers attended a **public 4-year college**
  - **11%** of college-goers attended a **private 4-year college**
  - **50%** of college-goers attended a **public 2-year college**
  - **<5%** of college-goers attended a **private 2-year college**
  - **93%** of college-goers attended an **in-state college**
- **69%** of students who enroll **persist to their second year** versus 73% in peer counties. 2021
  - **57%** of students who enroll **earn a degree or credential** within 6 years versus 57% in peer counties. 2021

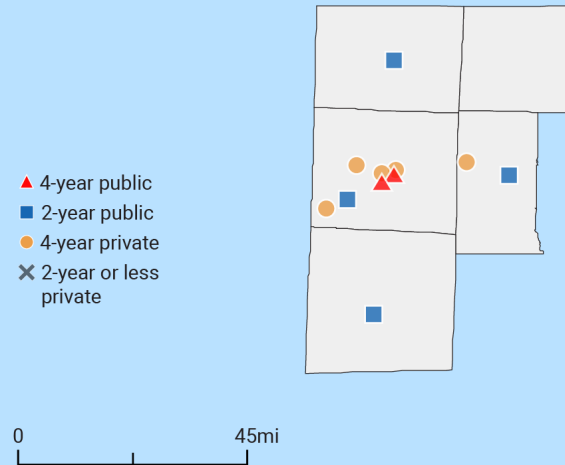
## Adult Learners

### Rockingham County resident enrollments in NC Community Colleges, 2021

- 99** Basic Skills
- 1,282** Continuing Education
- 1,935** Curriculum

 **11%** of Rockingham County residents have **student loan debt**; **15%** of debt holders had **student loans in default**. 2020

## Postsecondary assets in Greensboro Prosperity Zone sub-region



### Degree Credentials Awarded, 2021

**3,440** certificate | **2,827** associate | **8,443** bachelor's

LABOR MARKET ALIGNMENT

## In your Prosperity Zone Sub-Region:

**85.2%**

of postsecondary degrees and credentials conferred by regional institutions are **aligned with labor market needs**.

### Top areas of misalignment:

- Transportation, Distribution & Logistics** (below bachelor's)
- Health Science** (below bachelor's and bachelor's)
- Business Management & Administration** (bachelor's)


**891** Individuals served in an ApprenticeshipNC program in 2020

### UNC and NC Community College Outcomes:

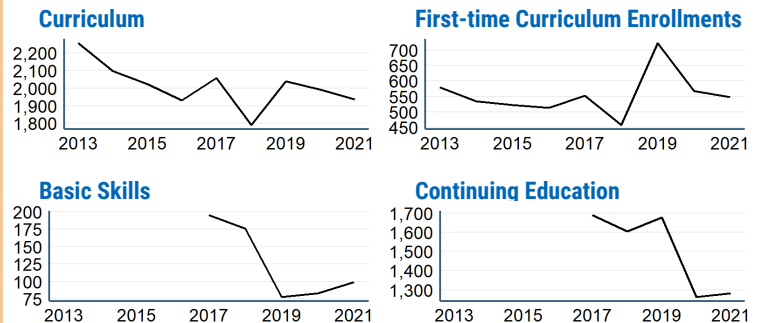
- 8,468** graduates in 2020
- 73%** of 2016 graduates were employed in NC in 2021
- \$41,353** annual average earnings of graduates employed in NC (includes both part-time and full-time jobs)

### In 2021 your Workforce Development Board served:

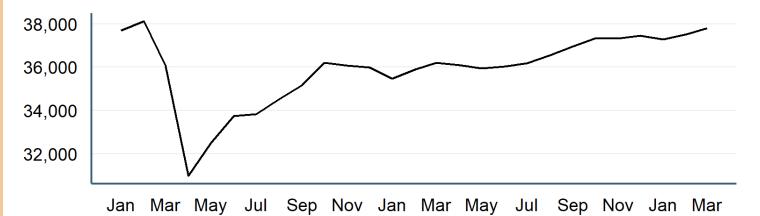
- 12,639** in Basic Services
- 5,245** in Career Services
- 785** in Education Services

 **18.9%** of young adults ages 16-24 in Rockingham County were **not working and not in school** versus **15.2%** in peer counties. 2019

## Impact of Covid-19 on NC Community College Enrollment



## Number of Rockingham County residents employed, January 2020 to March 2022



## Promising Attainment Practices

The new **Promising Attainment Practices Database** is a curated, searchable, and filterable collection of about 250 county, region, and state-level initiatives and programs that directly address various components of the state's attainment challenge. The Database allows local and regional initiative leaders and other stakeholders to identify groups across the state who are developing or operating initiatives designed to boost attainment.

Follow link to discover how Rockingham County has been meeting local needs:

[https://dashboard.myfuturenc.org/promising-attainment-practices/?wdt\\_search=Rockingham](https://dashboard.myfuturenc.org/promising-attainment-practices/?wdt_search=Rockingham)

For more information about each indicator, including data sources and methodology, visit:

[dashboard.myfuturenc.org/county-data-and-resources/](https://dashboard.myfuturenc.org/county-data-and-resources/)