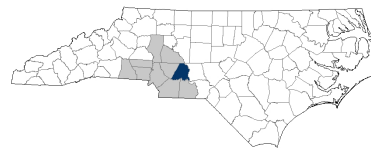


Stanly County



Charlotte
Prosperity Zone Sub-Region
Peer County Type: Rural Non-Metro
Local Education Agencies: 1
Charter Schools: 1

2030 NC Degree Attainment Goal: 2 million (67%)
2030 Proposed Stanly County Attainment Goal: 8,845 (52%)

Population Spotlight

2010 Census: 60,585
2020 Census: 62,504
Change: 1,919

Growth Rate

3.2% County vs. **9.5%** State

\$53,769
Median Household Income (2020)

20.4%
Child Poverty Rate (2020)

91%
Households with Broadband (2020)

74%
Home Owners (2020)

76%
Voter Registration Rate (2021)

4.4%
Unemployment Rate (2021)

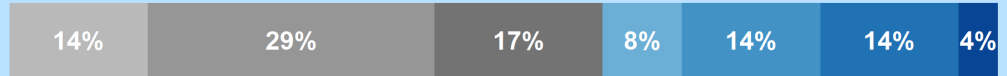
Educational Attainment

Stanly County residents ages 25-44, 2021

No Degree
59.9%
8,923

Have Degree or Credential
40.1%
5,963

Less than high school | High school graduate (including GED) | Some college, no credential | Short-term credential | Associate degree | Bachelor's degree | Graduate or professional degree



Note: Numbers may add to more than 100% due to rounding

Top Opportunities for Growth

These three areas represent the biggest opportunities for Stanly County to improve future attainment outcomes.



FAFSA Completion

51% of Stanly County high school seniors complete the FAFSA, below the rural non-metro county average of 55%.



School Counselors

Stanly County has a student-to-school counselor ratio of 352:1, above the rural non-metro county average of 318:1.

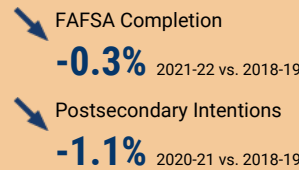
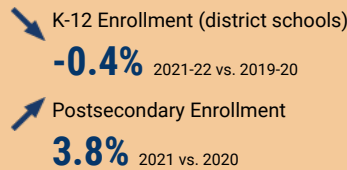


Transition to Postsecondary

49% of Stanly County seniors enroll in postsecondary within 12 months of graduation, below the rural non-metro county average of 50%.

Impact of Covid-19 on Education Pipeline

Covid-19 has affected critical transition points along the education continuum.



Data Disruptions

- College-and-Career-Ready in Reading
- College-and-Career-Ready in Math
- Chronic Absenteeism



ncdemography.org

ACADEMIC READINESS

How students in Stanly County traditional schools are currently doing:

To meet state goals, each year Stanly County needs:

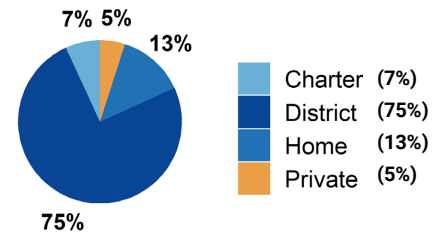
- 71% of eligible 4-year-olds enrolled in NC Pre-K program; 14 more needed to meet state goal of 75%. 2022
- 27% of 3-8 graders are earning college-and-career-ready scores (level 4 or 5) in reading; 1,752 more needed to meet state goal of 73%. 2022
- 28% of 3-8 graders are earning college-and-career-ready scores (level 4 or 5) in math; 2,217 more needed to meet state goal of 86%. 2022
- 90% of 9th graders graduate within four years; 33 more needed to meet state goal of 95%. 2021
- 22% of students are chronically absent from school; 857 less needed to meet state goal of 11%. 2021

Stanly County has a student-to-school counselor ratio of 352:1 versus 318:1 in peer counties. 2021

School Choice

11,048 total students were enrolled in K-12 in Stanly County in the 2021-22 school year.

Note: This profile focuses on outcomes of students enrolled in district schools.



Career and College Preparation

125 high school students took at least one AP course (5%) versus 7% in peer counties (2021).

316 graduates participated in Career & College Promise programs (56%) versus 49% in peer counties (2021).

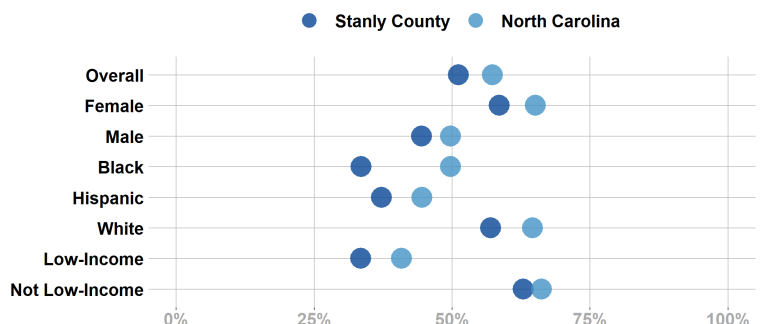
Students in Stanly County completed 477 Career & Technical Education concentrations in 2021. The top three CTE concentrations completed include Health Science; Human Services; and Manufacturing.

COLLEGE & CAREER ACCESS

- 51% of seniors completed the FAFSA in 2022; 153 more need to complete in 2022 to meet state goal of 80%. 2022 <https://www.myfuturenc.org/ourwork/first-in-fafsa/>
- 69% of graduates reported intentions to enroll in a postsecondary institution versus 69% in peer counties. 2021
- 49% of graduates enrolled in a postsecondary institution within 12 months versus 50% in peer counties. 2021

53% of Stanly County students have parents with no college degree (either 2- or 4-year) versus 59% in peer counties.

Postsecondary Enrollment Rates for Select Groups in Stanly County, 2021



Note: Outcomes for demographic groups with fewer than 10 students are not displayed.

POSTSECONDARY COMPLETION

Success of Stanly County High School Graduates

Top destinations of graduates, 2016-2020

- **28%** of college-goers attended a **public 4-year college**
 - **18%** of college-goers attended a **private 4-year college**
 - **53%** of college-goers attended a **public 2-year college**
 - **<5%** of college-goers attended a **private 2-year college**
 - **95%** of college-goers attended an **in-state college**
- **76%** of students who enroll **persist to their second year** versus 73% in peer counties. 2021
 - **60%** of students who enroll **earn a degree or credential** within 6 years versus 55% in peer counties. 2021

Adult Learners

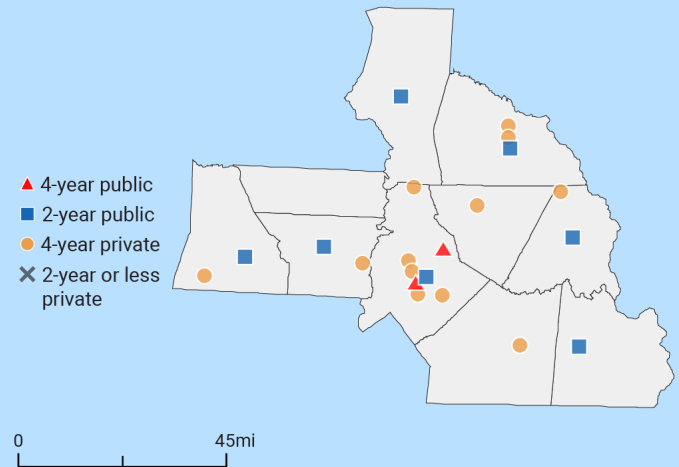
Stanly County resident enrollments in NC Community Colleges, 2021

- 194** Basic Skills
- 1,121** Continuing Education
- 1,708** Curriculum



11% of Stanly County residents have **student loan debt**; 7% of debt holders had **student loans in default**. 2020

Postsecondary assets in Charlotte Prosperity Zone sub-region



Degree Credentials Awarded, 2021

6,673 certificate | **6,036** associate | **9,688** bachelor's

LABOR MARKET ALIGNMENT

In your Prosperity Zone Sub-Region:

82.2%

of postsecondary degrees and credentials conferred by regional institutions are **aligned with labor market needs**.

Top areas of misalignment:

- Business Management & Administration** (bachelor's)
- Information Technology** (bachelor's)
- Finance** (bachelor's)

4,230 Individuals served in an ApprenticeshipNC program in 2020

UNC and NC Community College Outcomes:

- 12,495** graduates in 2020
- 74%** of 2016 graduates were employed in NC in 2021
- \$45,387** annual average earnings of graduates employed in NC (includes both part-time and full-time jobs)

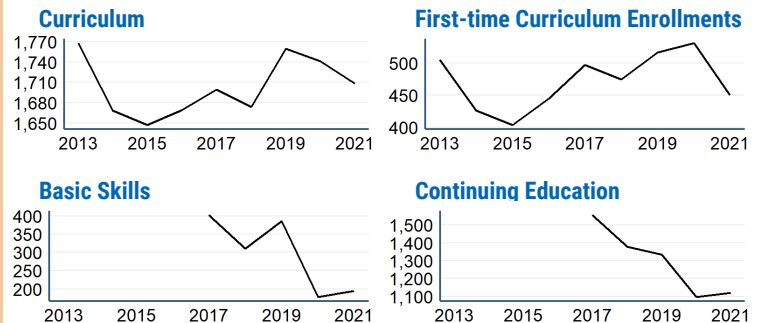
In 2021 your Workforce Development Board served:

- 16,131** in Basic Services
- 7,386** in Career Services
- 506** in Education Services

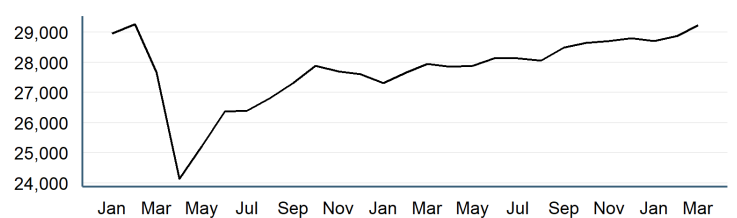


12.1% of young adults ages 16-24 in Stanly County were **not working and not in school** versus 15.2% in peer counties. 2019

Impact of Covid-19 on NC Community College Enrollment



Number of Stanly County residents employed, January 2020 to March 2022



Promising Attainment Practices

The new **Promising Attainment Practices Database** is a curated, searchable, and filterable collection of about 250 county, region, and state-level initiatives and programs that directly address various components of the state's attainment challenge. The Database allows local and regional initiative leaders and other stakeholders to identify groups across the state who are developing or operating initiatives designed to boost attainment.

Follow link to discover how Stanly County has been meeting local needs:

https://dashboard.myfuturenc.org/promising-attainment-practices/?wdt_search=Stanly

For more information about each indicator, including data sources and methodology, visit:

dashboard.myfuturenc.org/county-data-and-resources/