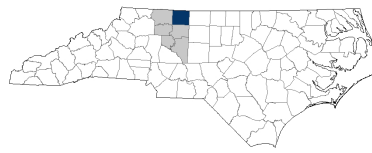


# Stokes County



Winston-Salem  
Prosperity Zone Sub-Region  
Peer County Type: Rural Metro  
Local Education Agencies: 1  
Charter Schools: 0

**2030 NC Degree Attainment Goal: 2 million (67%)**  
**2030 Proposed Stokes County Attainment Goal: 6,168 (52%)**

## Population Spotlight

2010 Census: 47,401  
2020 Census: 44,520  
Change: -2,881

## Growth Rate

**-6.1%** County vs. **9.5%** State

**\$59,068**  
Median Household Income (2020)

**22.7%**  
Child Poverty Rate (2020)

**81%**  
Households with Broadband (2020)

**77%**  
Home Owners (2020)

**75%**  
Voter Registration Rate (2021)

**4.2%**  
Unemployment Rate (2021)

## Educational Attainment

Stokes County residents ages 25-44, 2021

**No Degree**  
**67.8%**  
6,336

**Have Degree or Credential**  
**32.2%**  
3,012

Less than high school | High school graduate (including GED) | Some college, no credential | Short-term credential | Associate degree | Bachelor's degree | Graduate or professional degree



Note: Numbers may add to more than 100% due to rounding

## Top Opportunities for Growth

These three areas represent the biggest opportunities for Stokes County to improve future attainment outcomes.



### Opportunity Youth

17% of Stokes County youth ages 16-24 are not working and not in school, above the rural metro county average of 15%.



### First-Year Persistence

71% of Stokes County high school graduates who enroll in postsecondary persist to their second year, below the rural metro county average of 73%.

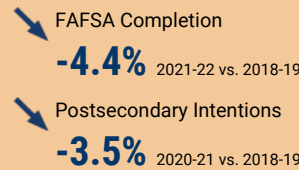
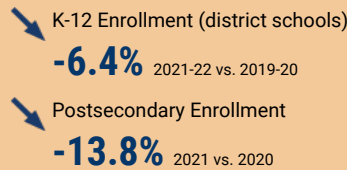


### Transition to Postsecondary

48% of Stokes County seniors enroll in postsecondary within 12 months of graduation, below the rural metro county average of 49%.

## Impact of Covid-19 on Education Pipeline

Covid-19 has affected critical transition points along the education continuum.



## Data Disruptions

- College-and-Career-Ready in Reading
- College-and-Career-Ready in Math
- Chronic Absenteeism



[ncdemography.org](http://ncdemography.org)

## ACADEMIC READINESS

### How students in Stokes County traditional schools are currently doing:

To meet state goals, each year Stokes County needs:

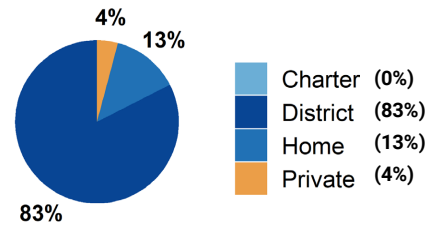
- Stokes County has met the goal for **Pre-K enrollment**. (Goal: **75%**). 2022
- 26%** of 3-8 graders are earning college-and-career-ready scores (level 4 or 5) in **reading**; 1,166 more needed to meet state goal of **73%**. 2022
- 31%** of 3-8 graders are earning college-and-career-ready scores (level 4 or 5) in **math**; 1,383 more needed to meet state goal of **86%**. 2022
- 88%** of 9th graders **graduate within four years**; 37 more needed to meet state goal of **95%**. 2021
- 17%** of students are **chronically absent from school**; 348 less needed to meet state goal of **11%**. 2021

Stokes County has a **student-to-school counselor ratio** of 282:1 versus 362:1 in peer counties. 2021

### School Choice

6,571 total students were enrolled in K-12 in Stokes County in the 2021-22 school year.

Note: This profile focuses on outcomes of students enrolled in district schools.



### Career and College Preparation

**120 high school students** took at least one **AP course** (7%) versus **9%** in peer counties (2021).

**196 graduates** participated in **Career & College Promise programs** (45%) versus **43%** in peer counties (2021).

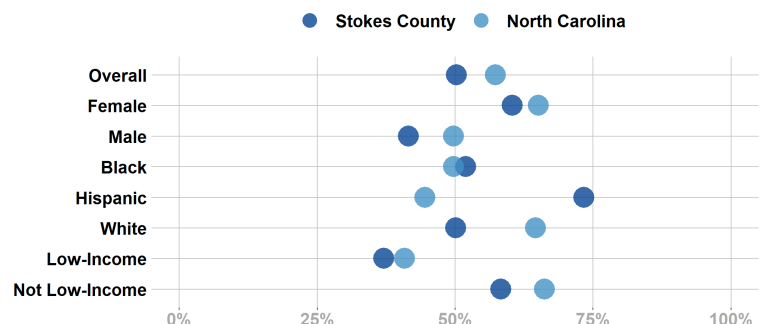
Students in Stokes County completed **249 Career & Technical Education concentrations** in 2021. The top three CTE concentrations completed include Health Science; Human Services; and Agricultural, Food, & Natural Resources.

## COLLEGE & CAREER ACCESS

- 56%** of seniors **completed the FAFSA** in 2022; 108 more need to complete in 2022 to meet state goal of **80%**. 2022  
<https://www.myfuturenc.org/ourwork/first-in-fafsa/>
- 78%** of graduates reported **intentions to enroll** in a postsecondary institution versus 69% in peer counties. 2021
- 48%** of graduates **enrolled in a postsecondary institution** within 12 months versus 49% in peer counties. 2021

**63%** of Stokes County students have **parents with no college degree** (either 2- or 4-year) versus 58% in peer counties.

### Postsecondary Enrollment Rates for Select Groups in Stokes County, 2021



Note: Outcomes for demographic groups with fewer than 10 students are not displayed.

## Success of Stokes County High School Graduates

### Top destinations of graduates, 2016-2020

- **34%** of college-goers attended a **public 4-year college**
  - **14%** of college-goers attended a **private 4-year college**
  - **51%** of college-goers attended a **public 2-year college**
  - **<5%** of college-goers attended a **private 2-year college**
  - **94%** of college-goers attended an **in-state college**
- **71%** of students who enroll **persist to their second year** versus 73% in peer counties. 2021
  - **64%** of students who enroll **earn a degree or credential** within 6 years versus 57% in peer counties. 2021

## Adult Learners

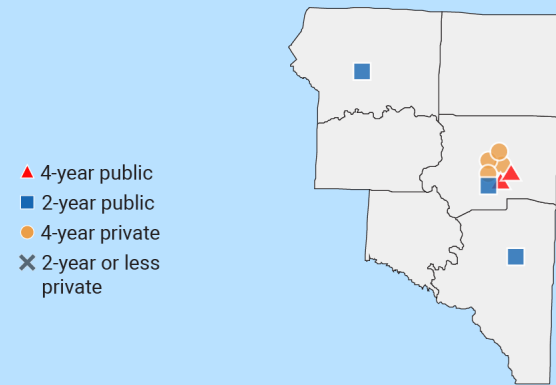
### Stokes County resident enrollments in NC Community Colleges, 2021

- 23** Basic Skills
- 604** Continuing Education
- 913** Curriculum



10% of Stokes County residents have **student loan debt**; 9% of debt holders had **student loans in default**. 2020

## Postsecondary assets in Winston-Salem Prosperity Zone sub-region



0 45mi

### Degree Credentials Awarded, 2021

**2,520** certificate | **2,157** associate | **2,664** bachelor's

## In your Prosperity Zone Sub-Region:

**83.2%**

of postsecondary degrees and credentials conferred by regional institutions are **aligned with labor market needs**.

### Top areas of misalignment:

- Transportation, Distribution & Logistics** (below bachelor's)
- Health Science** (below bachelor's and bachelor's)
- Business Management & Administration** (bachelor's)

**1,224** Individuals served in an ApprenticeshipNC program in 2020

### UNC and NC Community College Outcomes:

- 4,918** graduates in 2020
- 78%** of 2016 graduates were employed in NC in 2021
- \$43,544** annual average earnings of graduates employed in NC (includes both part-time and full-time jobs)

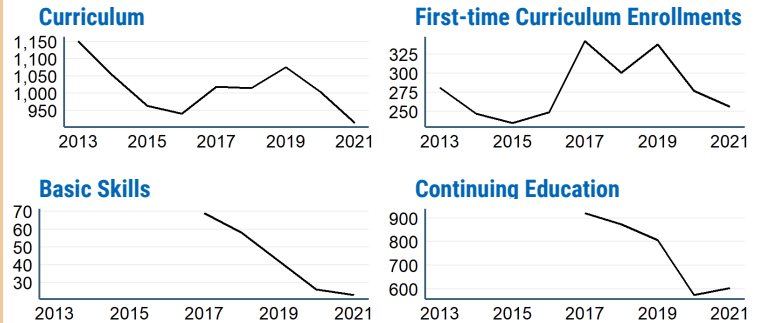
### In 2021 your Workforce Development Board served:

- 12,639** in Basic Services
- 5,245** in Career Services
- 785** in Education Services

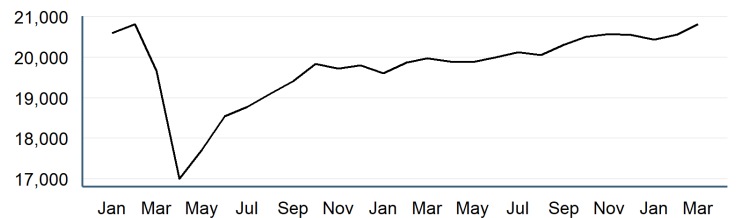


17.5% of young adults ages 16-24 in Stokes County were **not working and not in school** versus 15.2% in peer counties. 2019

## Impact of Covid-19 on NC Community College Enrollment



## Number of Stokes County residents employed, January 2020 to March 2022



## Promising Attainment Practices

The new **Promising Attainment Practices Database** is a curated, searchable, and filterable collection of about 250 county, region, and state-level initiatives and programs that directly address various components of the state's attainment challenge. The Database allows local and regional initiative leaders and other stakeholders to identify groups across the state who are developing or operating initiatives designed to boost attainment.

Follow link to discover how Stokes County has been meeting local needs:

[https://dashboard.myfuturenc.org/promising-attainment-practices/?wdt\\_search=Stokes](https://dashboard.myfuturenc.org/promising-attainment-practices/?wdt_search=Stokes)

For more information about each indicator, including data sources and methodology, visit:

[dashboard.myfuturenc.org/county-data-and-resources/](https://dashboard.myfuturenc.org/county-data-and-resources/)