

Swain County



Waynesville-Franklin Prosperity Zone Sub-Region
Peer County Type: Rural Non-Metro
Local Education Agencies: 1
Charter Schools: 1

2030 NC Degree Attainment Goal: 2 million (67%)
2030 Proposed Swain County Attainment Goal: 1,475 (45%)

Population Spotlight

2010 Census: 13,981
 2020 Census: 14,117
 Change: 136

Growth Rate

1.0% County vs. **9.5%** State

\$47,559
 Median Household Income (2020)

29.8%
 Child Poverty Rate (2020)

74%
 Households with Broadband (2020)

76%
 Home Owners (2020)

74%
 Voter Registration Rate (2021)

4.5%
 Unemployment Rate (2021)

Educational Attainment

Swain County residents ages 25-44, 2021

No Degree
64.4%
 2,035

Have Degree or Credential
35.6%
 1,127

Less than high school | High school graduate (including GED) | Some college, no credential | Short-term credential | Associate degree | Bachelor's degree | Graduate or professional degree



Note: Numbers may add to more than 100% due to rounding

Top Opportunities for Growth

These three areas represent the biggest opportunities for Swain County to improve future attainment outcomes.



High School Graduation

77% of Swain County 9th graders complete high school in 4 years or less, below the rural non-metro county average of 86%.



Transition to Postsecondary

44% of Swain County seniors enroll in postsecondary within 12 months of graduation, below the rural non-metro county average of 50%.

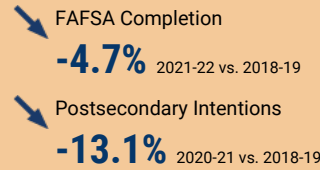
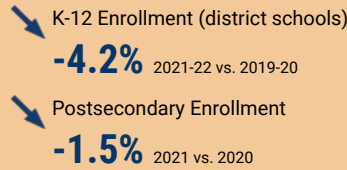


Opportunity Youth

20% of Swain County youth ages 16-24 are not working and not in school, above the rural non-metro county average of 15%.

Impact of Covid-19 on Education Pipeline

Covid-19 has affected critical transition points along the education continuum.



Data Disruptions

- College-and-Career-Ready in Reading
- College-and-Career-Ready in Math
- Chronic Absenteeism



ncdemography.org

ACADEMIC READINESS

How students in Swain County traditional schools are currently doing:

To meet state goals, each year Swain County needs:

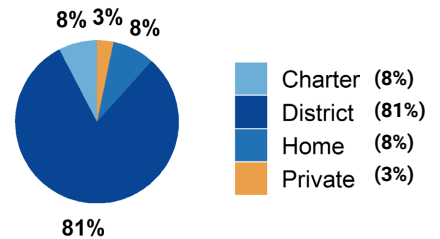
- Swain County has met the goal for **Pre-K enrollment**. (Goal: **75%**). 2022
- 24%** of 3-8 graders are earning college-and-career-ready scores (level 4 or 5) in **reading**; 376 more needed to meet state goal of **73%**. 2022
- 27%** of 3-8 graders are earning college-and-career-ready scores (level 4 or 5) in **math**; 449 more needed to meet state goal of **86%**. 2022
- 77%** of 9th graders **graduate within four years**; 26 more needed to meet state goal of **95%**. 2021
- 22%** of students are **chronically absent from school**; 198 less needed to meet state goal of **11%**. 2021

Swain County has a **student-to-school counselor ratio** of 358:1 versus 318:1 in peer counties. 2021

School Choice

2,284 total students were enrolled in K-12 in Swain County in the 2021-22 school year.

Note: This profile focuses on outcomes of students enrolled in district schools.



Career and College Preparation

34 high school students took at least one **AP course** (6%) versus 7% in peer counties (2021).

72 graduates participated in **Career & College Promise programs** (65%) versus 49% in peer counties (2021).

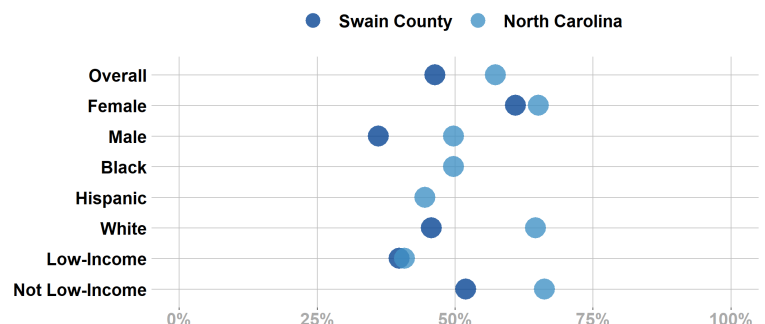
Students in Swain County completed **77 Career & Technical Education concentrations** in 2021. The top three CTE concentrations completed include Health Science; Science, Technology, Engineering, & Mathematics; and Human Services.

COLLEGE & CAREER ACCESS

- 55%** of seniors **completed the FAFSA** in 2022; 30 more need to complete in 2022 to meet state goal of **80%**. 2022
<https://www.myfuturenc.org/ourwork/first-in-fafsa/>
- 69%** of graduates reported **intentions to enroll** in a postsecondary institution versus 69% in peer counties. 2021
- 44%** of graduates **enrolled in a postsecondary institution** within 12 months versus 50% in peer counties. 2021

62% of Swain County students have **parents with no college degree** (either 2- or 4-year) versus 59% in peer counties.

Postsecondary Enrollment Rates for Select Groups in Swain County, 2021



Note: Outcomes for demographic groups with fewer than 10 students are not displayed.

POSTSECONDARY COMPLETION

Success of Swain County High School Graduates

Top destinations of graduates, 2016-2020

- 40% of college-goers attended a **public 4-year college**
 - 12% of college-goers attended a **private 4-year college**
 - 48% of college-goers attended a **public 2-year college**
 - <5% of college-goers attended a **private 2-year college**
 - 87% of college-goers attended an **in-state college**
- 77% of students who enroll **persist to their second year** versus 73% in peer counties. 2021
 - 55% of students who enroll **earn a degree or credential** within 6 years versus 55% in peer counties. 2021

Adult Learners

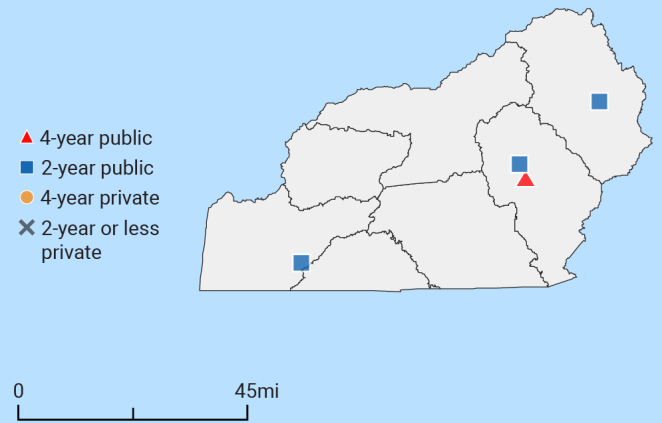
Swain County resident enrollments in NC Community Colleges, 2021

- 58 Basic Skills
- 381 Continuing Education
- 459 Curriculum



9% of Swain County residents have **student loan debt**; 8% of debt holders had **student loans in default**. 2020

Postsecondary assets in Waynesville-Franklin Prosperity Zone sub-region



Degree Credentials Awarded, 2021

753 certificate | 846 associate | 2,351 bachelor's

LABOR MARKET ALIGNMENT

In your Prosperity Zone Sub-Region:

81.2%

of postsecondary degrees and credentials conferred by regional institutions are **aligned with labor market needs**.

Top areas of misalignment:

- Health Science** (all levels)
- Transportation, Distribution & Logistics** (below bachelor's)
- Education & Training** (above bachelor's)

15 Individuals served in an ApprenticeshipNC program in 2020

UNC and NC Community College Outcomes:

- 3,111 graduates in 2020
- 69% of 2016 graduates were employed in NC in 2021
- \$41,526 annual average earnings of graduates employed in NC (includes both part-time and full-time jobs)

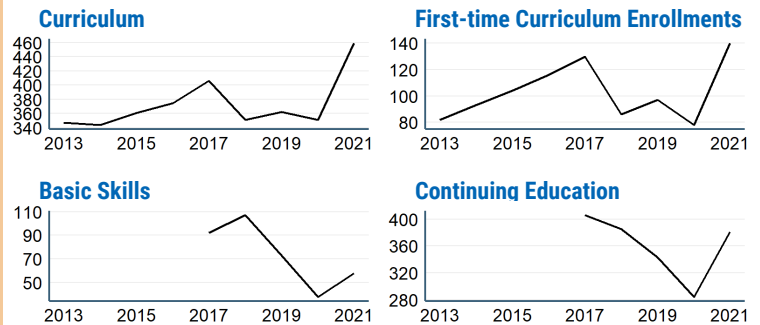
In 2021 your Workforce Development Board served:

- 6,126 in Basic Services
- 3,913 in Career Services
- 212 in Education Services

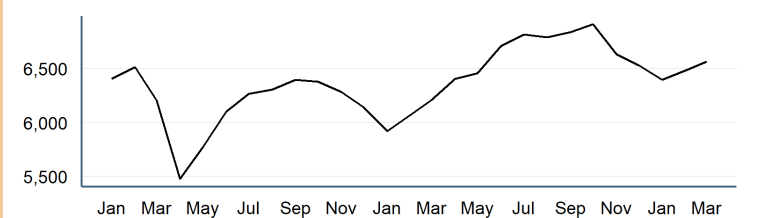


20.3% of young adults ages 16-24 in Swain County were **not working and not in school** versus 15.2% in peer counties. 2019

Impact of Covid-19 on NC Community College Enrollment



Number of Swain County residents employed, January 2020 to March 2022



Promising Attainment Practices

The new **Promising Attainment Practices Database** is a curated, searchable, and filterable collection of about 250 county, region, and state-level initiatives and programs that directly address various components of the state's attainment challenge. The Database allows local and regional initiative leaders and other stakeholders to identify groups across the state who are developing or operating initiatives designed to boost attainment.

Follow link to discover how Swain County has been meeting local needs:

https://dashboard.myfuturenc.org/promising-attainment-practices/?wdt_search=Swain

For more information about each indicator, including data sources and methodology, visit:

dashboard.myfuturenc.org/county-data-and-resources/