

Tyrrell County



Elizabeth City
Prosperity Zone Sub-Region
Peer County Type: Rural Non-Metro
Local Education Agencies: 1
Charter Schools: 0

2030 NC Degree Attainment Goal: 2 million (67%)
2030 Proposed Tyrrell County Attainment Goal: 355 (38%)

Population Spotlight

2010 Census: 4,407
2020 Census: 3,245
Change: -1,162

Growth Rate

-26.4% vs. **9.5%**
County State

\$42,260
Median Household Income (2020)

35.0%
Child Poverty Rate (2020)

82%
Households with Broadband (2020)

72%
Home Owners (2020)

76%
Voter Registration Rate (2021)

7.0%
Unemployment Rate (2021)

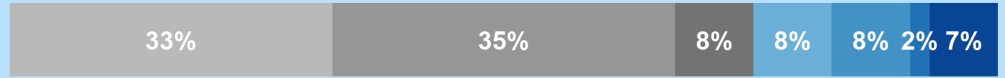
Educational Attainment

Tyrrell County residents ages 25-44, 2021

No Degree
75.6%
655

Have Degree or Credential
24.4%
211

Less than high school High school graduate (including GED) Some college, no credential Short-term credential Associate degree Bachelor's degree Graduate or professional degree



Note: Numbers may add to more than 100% due to rounding

Top Opportunities for Growth

These three areas represent the biggest opportunities for Tyrrell County to improve future attainment outcomes.



Transition to Postsecondary

24% of Tyrrell County seniors enroll in postsecondary within 12 months of graduation, below the rural non-metro county average of 50%.



Math Performance

11% of Tyrrell County 3-8 graders earn college-and-career-ready scores in Math, below the rural non-metro county average of 26%.

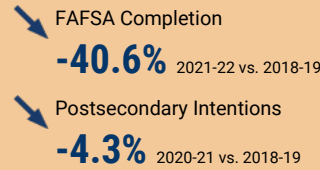
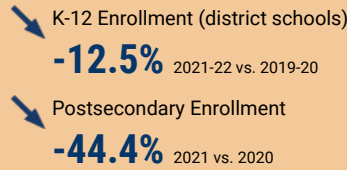


NC Pre-K Enrollment

55% of Tyrrell County eligible 4-year-olds are enrolled in NC Pre-K, below the rural non-metro county average of 68%.

Impact of Covid-19 on Education Pipeline

Covid-19 has affected critical transition points along the education continuum.



Data Disruptions

- College-and-Career-Ready in Reading
- College-and-Career-Ready in Math
- Chronic Absenteeism



ncdemography.org

ACADEMIC READINESS

How students in Tyrrell County traditional schools are currently doing:

To meet state goals, each year Tyrrell County needs:

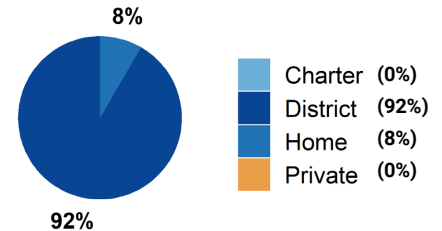
- 55% of eligible 4-year-olds enrolled in NC Pre-K program; 7 more needed to meet state goal of 75%. 2022
- 19% of 3-8 graders are earning college-and-career-ready scores (level 4 or 5) in reading; 119 more needed to meet state goal of 73%. 2022
- 11% of 3-8 graders are earning college-and-career-ready scores (level 4 or 5) in math; 163 more needed to meet state goal of 86%. 2022
- 88% of 9th graders graduate within four years; 3 more needed to meet state goal of 95%. 2021
- 36% of students are chronically absent from school; 130 less needed to meet state goal of 11%. 2021

Tyrrell County has a student-to-school counselor ratio of 176:1 versus 318:1 in peer counties. 2021

School Choice

560 total students were enrolled in K-12 in Tyrrell County in the 2021-22 school year.

Note: This profile focuses on outcomes of students enrolled in district schools.



Career and College Preparation

Fewer than 10 high school students took at least one AP course (<5%) versus 7% in peer counties (2021).

32 graduates participated in Career & College Promise programs (73%) versus 49% in peer counties (2021).

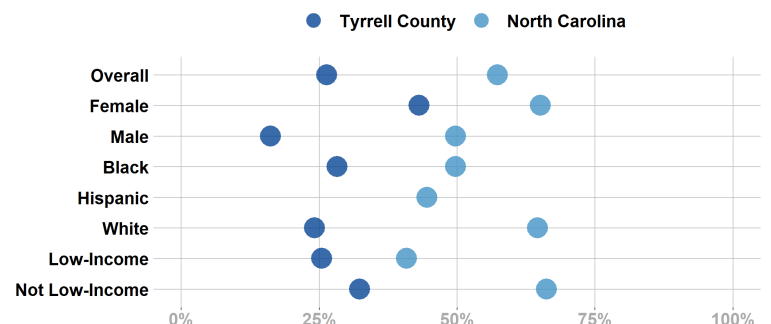
Students in Tyrrell County completed 26 Career & Technical Education concentrations in 2021. The top three CTE concentrations completed include Health Science; Agricultural, Food, & Natural Resources; and Manufacturing.

COLLEGE & CAREER ACCESS

- 43% of seniors completed the FAFSA in 2022; 17 more need to complete in 2022 to meet state goal of 80%. 2022
<https://www.myfuturenc.org/ourwork/first-in-fafsa/>
- 61% of graduates reported intentions to enroll in a postsecondary institution versus 69% in peer counties. 2021
- 24% of graduates enrolled in a postsecondary institution within 12 months versus 50% in peer counties. 2021

57% of Tyrrell County students have parents with no college degree (either 2- or 4-year) versus 59% in peer counties.

Postsecondary Enrollment Rates for Select Groups in Tyrrell County, 2021



Note: Outcomes for demographic groups with fewer than 10 students are not displayed.

Success of Tyrrell County High School Graduates

Top destinations of graduates, 2016-2020

- **38%** of college-goers attended a **public 4-year college**
 - **14%** of college-goers attended a **private 4-year college**
 - **46%** of college-goers attended a **public 2-year college**
 - **<5%** of college-goers attended a **private 2-year college**
 - **95%** of college-goers attended an **in-state college**
- **64%** of students who enroll **persist to their second year** versus 73% in peer counties. 2021
 - **.%** of students who enroll **earn a degree or credential** within 6 years versus 55% in peer counties. 2021

Adult Learners

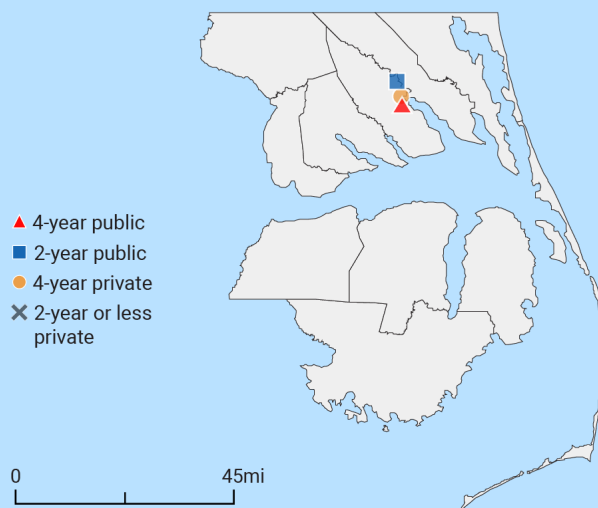
Tyrrell County resident enrollments in NC Community Colleges, 2021

- 3** Basic Skills
- 48** Continuing Education
- 123** Curriculum



NANANANANANA NA NANA 2020

Postsecondary assets in Elizabeth City Prosperity Zone sub-region



Degree Credentials Awarded, 2021

238 certificate | **386** associate | **345** bachelor's

In your Prosperity Zone Sub-Region:

70.0%

of postsecondary degrees and credentials conferred by regional institutions are **aligned with labor market needs**.

Top areas of misalignment:

- Transportation, Distribution & Logistics** (below bachelor's)
- Health Science** (bachelor's)
- Business Management & Administration** (bachelor's)

13 Individuals served in an ApprenticeshipNC program in 2020

UNC and NC Community College Outcomes:

- 632** graduates in 2020
- 62%** of 2016 graduates were employed in NC in 2021
- \$33,554** annual average earnings of graduates employed in NC (includes both part-time and full-time jobs)

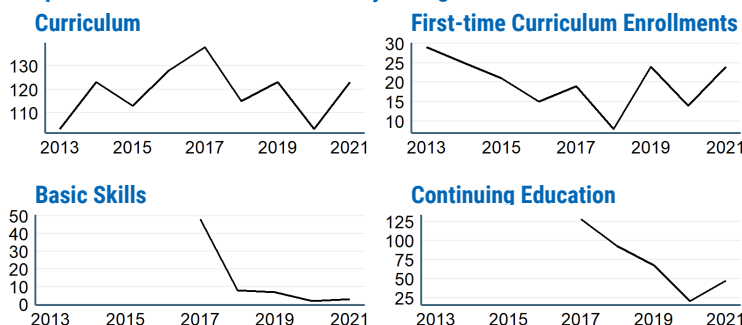
In 2021 your Workforce Development Board served:

- 3,785** in Basic Services
- 2,643** in Career Services
- 293** in Education Services

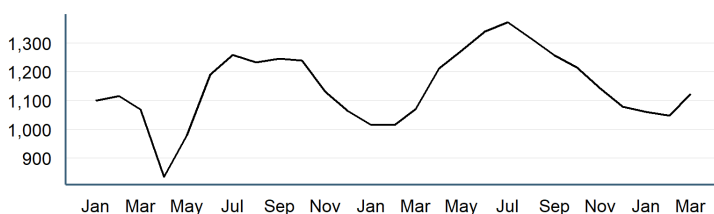


15.9% of young adults ages 16-24 in Tyrrell County were **not working and not in school** versus **15.2%** in peer counties. 2019

Impact of Covid-19 on NC Community College Enrollment



Number of Tyrrell County residents employed, January 2020 to March 2022



Promising Attainment Practices

The new **Promising Attainment Practices Database** is a curated, searchable, and filterable collection of about 250 county, region, and state-level initiatives and programs that directly address various components of the state's attainment challenge. The Database allows local and regional initiative leaders and other stakeholders to identify groups across the state who are developing or operating initiatives designed to boost attainment.

Follow link to discover how Tyrrell County has been meeting local needs:

https://dashboard.myfuturenc.org/promising-attainment-practices/?wdt_search=Tyrrell

For more information about each indicator, including data sources and methodology, visit:

dashboard.myfuturenc.org/county-data-and-resources/