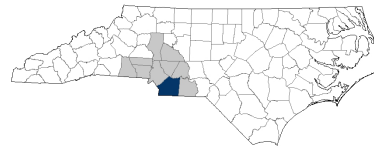


Union County



Charlotte
Prosperity Zone Sub-Region
Peer County Type: Suburban
Local Education Agencies: 1
Charter Schools: 5

2030 NC Degree Attainment Goal: 2 million (67%)
2030 Proposed Union County Attainment Goal: 56,704 (70%)

Population Spotlight

2010 Census: 201,292
2020 Census: 238,267
Change: 36,975

Growth Rate

18.4% vs. **9.5%**
County State

\$90,920
Median Household Income (2020)

8.9%
Child Poverty Rate (2020)

95%
Households with Broadband (2020)

83%
Home Owners (2020)

82%
Voter Registration Rate (2021)

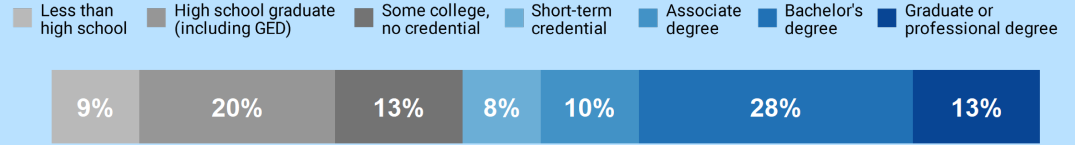
3.9%
Unemployment Rate (2021)

Educational Attainment

Union County residents ages 25-44, 2021

No Degree
42.4%
23,076

Have Degree or Credential
57.6%
31,408



Note: Numbers may add to more than 100% due to rounding

Top Opportunities for Growth

These three areas represent the biggest opportunities for Union County to improve future attainment outcomes.



NC Pre-K Enrollment

47% of Union County eligible 4-year-olds are enrolled in NC Pre-K, below the state average of 51%.



Math Performance

52% of Union County 3-8 graders earn college-and-career-ready scores in Math, below the state goal of 86%.

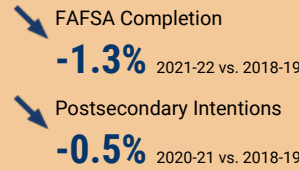
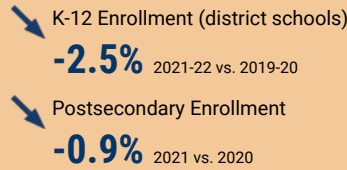


Reading Performance

42% of Union County 3-8 graders earn college-and-career-ready scores in Reading, below the state goal of 73%.

Impact of Covid-19 on Education Pipeline

Covid-19 has affected critical transition points along the education continuum.



Data Disruptions

- College-and-Career-Ready in Reading
- College-and-Career-Ready in Math
- Chronic Absenteeism



ncdemography.org

ACADEMIC READINESS

How students in Union County traditional schools are currently doing:

To meet state goals, each year Union County needs:

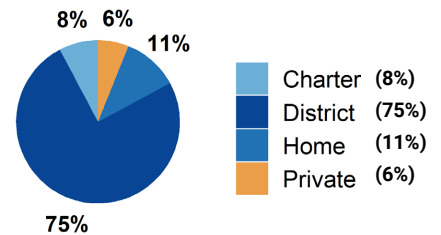
- **47%** of eligible 4-year-olds **enrolled in NC Pre-K program**; 222 more needed to meet state goal of **75%**. 2022
- **42%** of 3-8 graders are earning college-and-career-ready scores (level 4 or 5) in **reading**; 5,816 more needed to meet state goal of **73%**. 2022
- **52%** of 3-8 graders are earning college-and-career-ready scores (level 4 or 5) in **math**; 6,289 more needed to meet state goal of **86%**. 2022
- **93%** of 9th graders **graduate within four years**; 82 more needed to meet state goal of **95%**. 2021
- **22%** of students are **chronically absent from school**; 4,431 less needed to meet state goal of **11%**. 2021

Union County has a **student-to-school counselor ratio** of 318:1 versus 336:1 in peer counties. 2021

School Choice

53,680 total students were enrolled in K-12 in Union County in the 2021-22 school year.

Note: This profile focuses on outcomes of students enrolled in district schools.



Career and College Preparation

2,923 high school students took at least one **AP course** (21%) versus 15% in peer counties (2021).

849 graduates participated in **Career & College Promise programs** (26%) versus 33% in peer counties (2021).

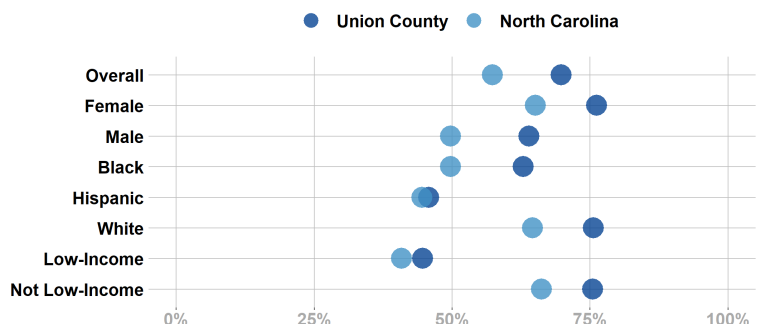
Students in Union County completed **1,386 Career & Technical Education concentrations** in 2021. The top three CTE concentrations completed include Health Science; Hospitality & Tourism; and Agricultural, Food, & Natural Resources.

COLLEGE & CAREER ACCESS

- **64%** of seniors **completed the FAFSA** in 2022; 521 more need to complete in 2022 to meet state goal of **80%**. 2022
<https://www.myfuturenc.org/ourwork/first-in-fafsa/>
- **84%** of graduates reported **intentions to enroll** in a postsecondary institution versus 75% in peer counties. 2021
- **68%** of graduates **enrolled in a postsecondary institution** within 12 months versus 55% in peer counties. 2021

40% of Union County students have **parents with no college degree** (either 2- or 4-year) versus 49% in peer counties.

Postsecondary Enrollment Rates for Select Groups in Union County, 2021



Note: Outcomes for demographic groups with fewer than 10 students are not displayed.

Success of Union County High School Graduates

Top destinations of graduates, 2016-2020

- 55% of college-goers attended a **public 4-year college**
 - 16% of college-goers attended a **private 4-year college**
 - 29% of college-goers attended a **public 2-year college**
 - <5% of college-goers attended a **private 2-year college**
 - 82% of college-goers attended an **in-state college**
- 83% of students who enroll **persist to their second year** versus 77% in peer counties. 2021
 - 69% of students who enroll **earn a degree or credential** within 6 years versus 60% in peer counties. 2021

Adult Learners

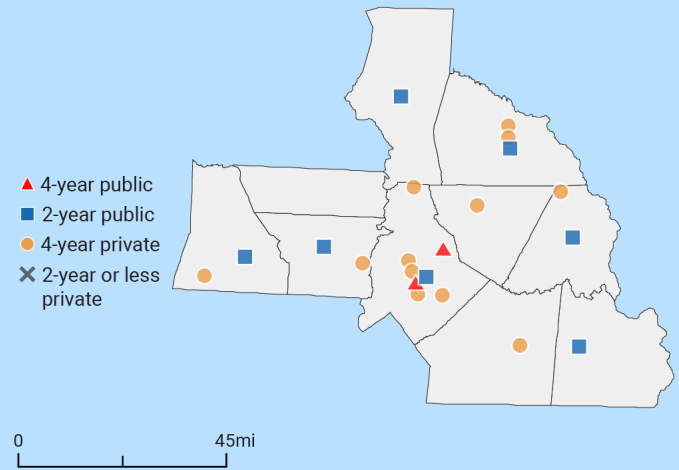
Union County resident enrollments in NC Community Colleges, 2021

- 404** Basic Skills
- 1,328** Continuing Education
- 4,288** Curriculum



15% of Union County residents have **student loan debt**; 9% of debt holders had **student loans in default**. 2020

Postsecondary assets in Charlotte Prosperity Zone sub-region



Degree Credentials Awarded, 2021

6,673 certificate | **6,036** associate | **9,688** bachelor's

In your Prosperity Zone Sub-Region:

82.2%

of postsecondary degrees and credentials conferred by regional institutions are **aligned with labor market needs**.

Top areas of misalignment:

- Business Management & Administration** (bachelor's)
- Information Technology** (bachelor's)
- Finance** (bachelor's)

4,230 Individuals served in an ApprenticeshipNC program in 2020

UNC and NC Community College Outcomes:

- 12,495** graduates in 2020
- 74%** of 2016 graduates were employed in NC in 2021
- \$45,387** annual average earnings of graduates employed in NC (includes both part-time and full-time jobs)

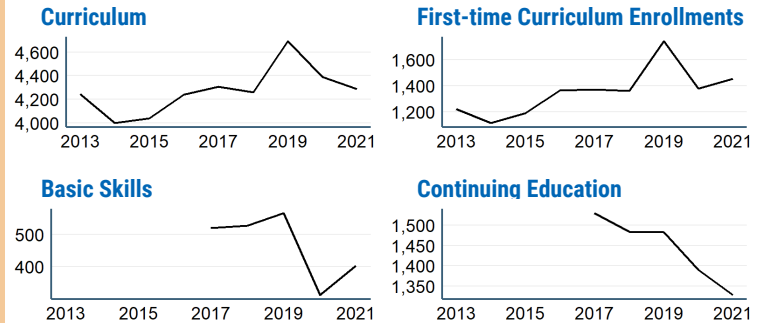
In 2021 your Workforce Development Board served:

- 16,131** in Basic Services
- 7,386** in Career Services
- 506** in Education Services

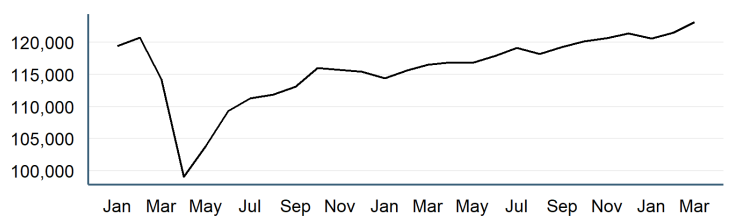


7.8% of young adults ages 16-24 in Union County were **not working and not in school** versus 11.2% in peer counties. 2019

Impact of Covid-19 on NC Community College Enrollment



Number of Union County residents employed, January 2020 to March 2022



Promising Attainment Practices

The new **Promising Attainment Practices Database** is a curated, searchable, and filterable collection of about 250 county, region, and state-level initiatives and programs that directly address various components of the state's attainment challenge. The Database allows local and regional initiative leaders and other stakeholders to identify groups across the state who are developing or operating initiatives designed to boost attainment.

Follow link to discover how Union County has been meeting local needs:

https://dashboard.myfuturenc.org/promising-attainment-practices/?wdt_search=Union

For more information about each indicator, including data sources and methodology, visit:

dashboard.myfuturenc.org/county-data-and-resources/