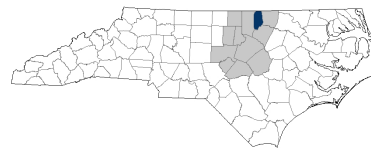


Vance County



Raleigh-Durham
Prosperity Zone Sub-Region
Peer County Type: Rural Non-Metro
Local Education Agencies: 1
Charter Schools: 2

2030 NC Degree Attainment Goal: 2 million (67%)
2030 Proposed Vance County Attainment Goal: 6,312 (51%)

Population Spotlight

2010 Census: 45,422
2020 Census: 42,578
Change: -2,844

Growth Rate

-6.3% County vs. **9.5%** State

\$41,935
Median Household Income (2020)

27.0%
Child Poverty Rate (2020)

84%
Households with Broadband (2020)

60%
Home Owners (2020)

72%
Voter Registration Rate (2021)

7.9%
Unemployment Rate (2021)

Educational Attainment

Vance County residents ages 25-44, 2021

No Degree
64.8%
6,236

Have Degree or Credential
35.2%
3,382

Less than high school | High school graduate (including GED) | Some college, no credential | Short-term credential | Associate degree | Bachelor's degree | Graduate or professional degree



Note: Numbers may add to more than 100% due to rounding

Top Opportunities for Growth

These three areas represent the biggest opportunities for Vance County to improve future attainment outcomes.



Chronic Absenteeism

51% of Vance County students are chronically absent from school, above the rural non-metro county average of 29%.



Transition to Postsecondary

28% of Vance County seniors enroll in postsecondary within 12 months of graduation, below the rural non-metro county average of 50%.

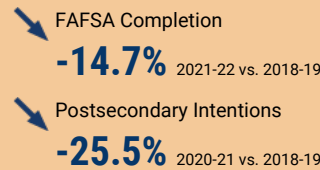
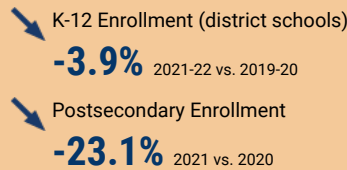


First-Year Persistence

56% of Vance County high school graduates who enroll in postsecondary persist to their second year, below the rural non-metro county average of 73%.

Impact of Covid-19 on Education Pipeline

Covid-19 has affected critical transition points along the education continuum.



Data Disruptions

- College-and-Career-Ready in Reading
- College-and-Career-Ready in Math
- Chronic Absenteeism



ncdemography.org

ACADEMIC READINESS

How students in Vance County traditional schools are currently doing:

To meet state goals, each year Vance County needs:

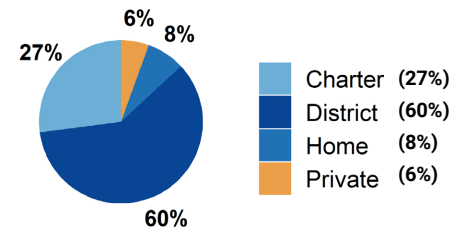
- 59%** of eligible 4-year-olds **enrolled in NC Pre-K program**; 65 more needed to meet state goal of **75%**. 2022
- 14%** of 3-8 graders are earning college-and-career-ready scores (level 4 or 5) in **reading**; 1,403 more needed to meet state goal of **73%**. 2022
- 12%** of 3-8 graders are earning college-and-career-ready scores (level 4 or 5) in **math**; 1,760 more needed to meet state goal of **86%**. 2022
- 85%** of 9th graders **graduate within four years**; 37 more needed to meet state goal of **95%**. 2021
- 51%** of students are **chronically absent from school**; 1,989 less needed to meet state goal of **11%**. 2021

Vance County has a **student-to-school counselor ratio** of 273:1 versus 318:1 in peer counties. 2021

School Choice

8,464 total students were enrolled in K-12 in Vance County in the 2021-22 school year.

Note: This profile focuses on outcomes of students enrolled in district schools.



Career and College Preparation

Fewer than 10 high school students took at least one **AP course (<5%)** versus **7%** in peer counties (2021).

95 graduates participated in **Career & College Promise programs (28%)** versus **49%** in peer counties (2021).

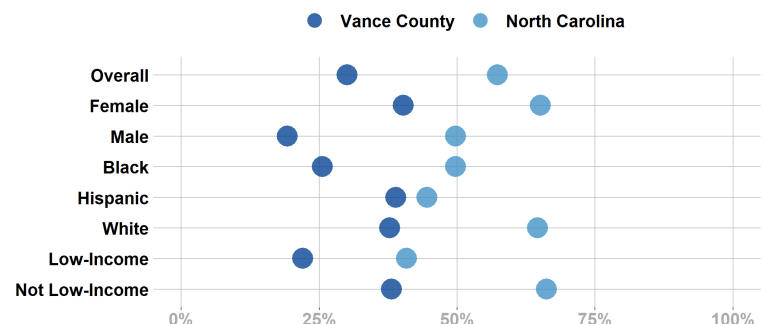
Students in Vance County completed **122 Career & Technical Education concentrations** in 2021. The top three CTE concentrations completed include Human Services; Hospitality & Tourism; and Agricultural, Food, & Natural Resources.

COLLEGE & CAREER ACCESS

- 41%** of seniors **completed the FAFSA** in 2022; 98 more need to complete in 2022 to meet state goal of **80%**. 2022
<https://www.myfuturenc.org/ourwork/first-in-fafsa/>
- 44%** of graduates reported **intentions to enroll** in a postsecondary institution versus 69% in peer counties. 2021
- 28%** of graduates **enrolled in a postsecondary institution** within 12 months versus 50% in peer counties. 2021

66% of Vance County students have **parents with no college degree** (either 2- or 4-year) versus 59% in peer counties.

Postsecondary Enrollment Rates for Select Groups in Vance County, 2021



Note: Outcomes for demographic groups with fewer than 10 students are not displayed.

Success of Vance County High School Graduates

Top destinations of graduates, 2016-2020

- **43%** of college-goers attended a **public 4-year college**
 - **12%** of college-goers attended a **private 4-year college**
 - **42%** of college-goers attended a **public 2-year college**
 - **<5%** of college-goers attended a **private 2-year college**
 - **94%** of college-goers attended an **in-state college**
- **56%** of students who enroll **persist to their second year** versus 73% in peer counties. 2021
 - **50%** of students who enroll **earn a degree or credential** within 6 years versus 55% in peer counties. 2021

Adult Learners

Vance County resident enrollments in NC Community Colleges, 2021

- 59** Basic Skills
- 617** Continuing Education
- 727** Curriculum



14% of Vance County residents have **student loan debt**; 16% of debt holders had **student loans in default**. 2020

In your Prosperity Zone Sub-Region:

78.8%

of postsecondary degrees and credentials conferred by regional institutions are **aligned with labor market needs**.

Top areas of misalignment:

- Health Science** (below bachelor's)
- Business Management & Administration** (bachelor's)
- Information Technology** (bachelor's)

5,347 Individuals served in an ApprenticeshipNC program in 2020

UNC and NC Community College Outcomes:

- 19,047** graduates in 2020
- 65%** of 2016 graduates were employed in NC in 2021
- \$50,028** annual average earnings of graduates employed in NC (includes both part-time and full-time jobs)

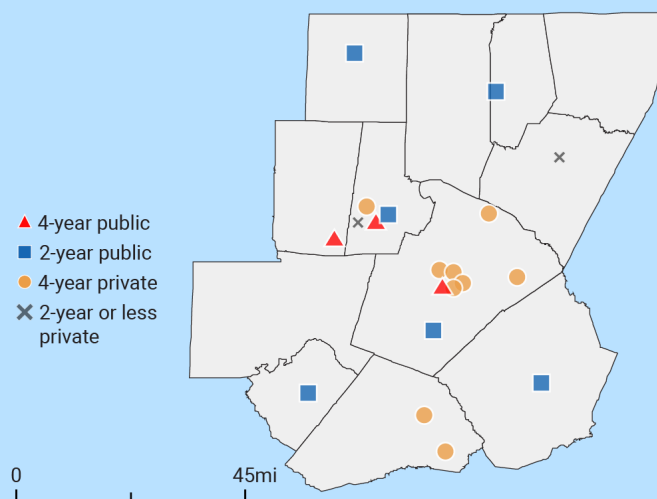
In 2021 your Workforce Development Board served:

- 5,026** in Basic Services
- 2,166** in Career Services
- 109** in Education Services



19.8% of young adults ages 16-24 in Vance County were **not working and not in school** versus **15.2%** in peer counties. 2019

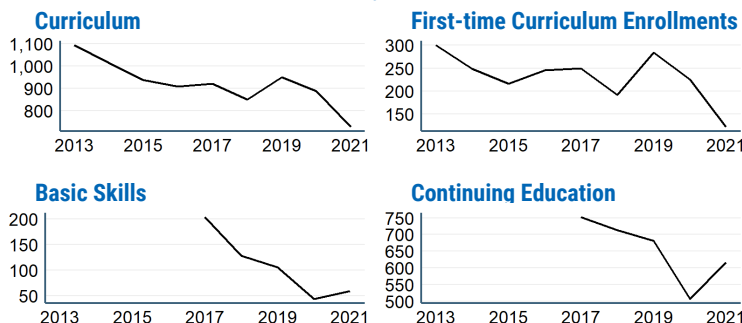
Postsecondary assets in Raleigh-Durham Prosperity Zone sub-region



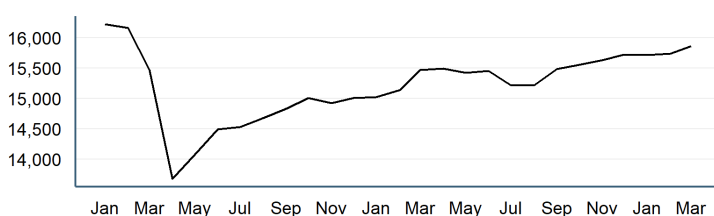
Degree Credentials Awarded, 2021

8,066 certificate | **5,938** associate | **16,203** bachelor's

Impact of Covid-19 on NC Community College Enrollment



Number of Vance County residents employed, January 2020 to March 2022



Promising Attainment Practices

The new **Promising Attainment Practices Database** is a curated, searchable, and filterable collection of about 250 county, region, and state-level initiatives and programs that directly address various components of the state's attainment challenge. The Database allows local and regional initiative leaders and other stakeholders to identify groups across the state who are developing or operating initiatives designed to boost attainment.

Follow link to discover how Vance County has been meeting local needs:

https://dashboard.myfuturenc.org/promising-attainment-practices/?wdt_search=Vance

For more information about each indicator, including data sources and methodology, visit:

dashboard.myfuturenc.org/county-data-and-resources/