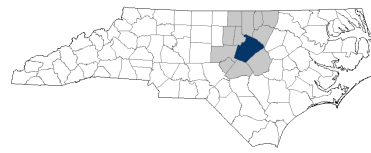


Wake County

2030 NC Degree Attainment Goal: 2 million (67%)
2030 Proposed Wake County Attainment Goal: 300,739 (82%)



Raleigh-Durham
 Prosperity Zone Sub-Region
Peer County Type: Urban
Local Education Agencies: 1
Charter Schools: 26

Population Spotlight

2010 Census: 900,993
 2020 Census: 1,129,410
 Change: 228,417

Growth Rate

25.4% vs. **9.5%**
 County State

\$88,763
 Median Household Income (2020)

10.6%
 Child Poverty Rate (2020)

95%
 Households with Broadband (2020)

64%
 Home Owners (2020)

88%
 Voter Registration Rate (2021)

4.0%
 Unemployment Rate (2021)

Educational Attainment

Wake County residents ages 25-44, 2021

No Degree
26.1%
 85,949

Have Degree or Credential
73.9%
 243,271

Less than high school | High school graduate (including GED) | Some college, no credential | Short-term credential | Associate degree | Bachelor's degree | Graduate or professional degree



Note: Numbers may add to more than 100% due to rounding

Top Opportunities for Growth

These three areas represent the biggest opportunities for Wake County to improve future attainment outcomes.



School Counselors

Wake County has a student-to-school counselor ratio of 347:1, above the urban county average of 294:1.



NC Pre-K Enrollment

37% of Wake County eligible 4-year-olds are enrolled in NC Pre-K, below the urban county average of 40%.


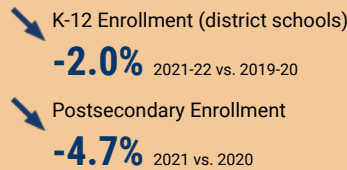


Math Performance

43% of Wake County 3-8 graders earn college-and-career-ready scores in Math, below the state goal of 86%.

Impact of Covid-19 on Education Pipeline

Covid-19 has affected critical transition points along the education continuum.



Data Disruptions

- College-and-Career-Ready in Reading
- College-and-Career-Ready in Math
- Chronic Absenteeism



ncdemography.org

ACADEMIC READINESS

How students in Wake County traditional schools are currently doing:

To meet state goals, each year Wake County needs:

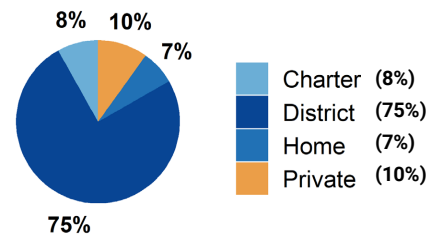
- 37% of eligible 4-year-olds **enrolled in NC Pre-K program**; 1,559 more needed to meet state goal of 75%. 2022
- 40% of 3-8 graders are earning college-and-career-ready scores (level 4 or 5) in **reading**; 23,428 more needed to meet state goal of 73%. 2022
- 43% of 3-8 graders are earning college-and-career-ready scores (level 4 or 5) in **math**; 31,274 more needed to meet state goal of 86%. 2022
- 90% of 9th graders **graduate within four years**; 607 more needed to meet state goal of 95%. 2021
- 21% of students are **chronically absent from school**; 14,922 less needed to meet state goal of 11%. 2021

Wake County has a **student-to-school counselor ratio** of 347:1 versus 294:1 in peer counties. 2021

School Choice

210,961 total students were enrolled in K-12 in Wake County in the 2021-22 school year.

Note: This profile focuses on outcomes of students enrolled in district schools.



Career and College Preparation

14,776 high school students took at least one **AP course (30%)** versus 25% in peer counties (2021)



1,564 graduates participated in **Career & College Promise programs (13%)** versus 17% in peer counties (2021).

Students in Wake County completed **6,011 Career & Technical Education concentrations** in 2021. The top three CTE concentrations completed include Arts, Audio/Video Technology, & Communications; Human Services; and Health Science.

COLLEGE & CAREER ACCESS

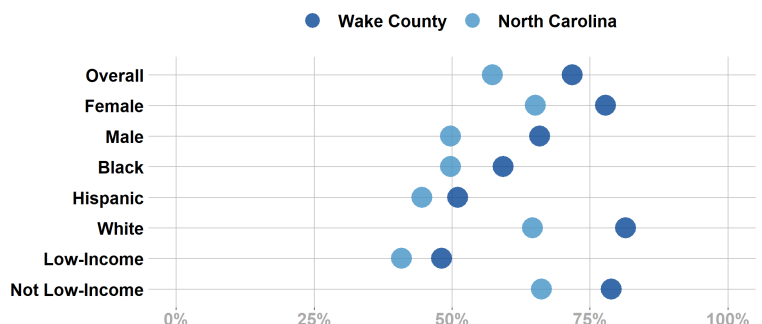
69% of seniors **completed the FAFSA** in 2022; 1,227 more need to complete in 2022 to meet state goal of 80%. 2022
<https://www.myfuturenc.org/ourwork/first-in-fafsa/>

89% of graduates reported **intentions to enroll** in a postsecondary institution versus 81% in peer counties. 2021

70% of graduates **enrolled in a postsecondary institution** within 12 months versus 62% in peer counties. 2021

29% of Wake County students have **parents with no college degree** (either 2- or 4-year) versus 40% in peer counties.

Postsecondary Enrollment Rates for Select Groups in Wake County, 2021



Note: Outcomes for demographic groups with fewer than 10 students are not displayed.

Success of Wake County High School Graduates

Top destinations of graduates, 2016-2020

- 55% of college-goers attended a **public 4-year college**
 - 12% of college-goers attended a **private 4-year college**
 - 32% of college-goers attended a **public 2-year college**
 - <5% of college-goers attended a **private 2-year college**
 - 88% of college-goers attended an **in-state college**
- 86% of students who enroll **persist to their second year** versus 81% in peer counties. 2021
 - 70% of students who enroll **earn a degree or credential** within 6 years versus 62% in peer counties. 2021

Adult Learners

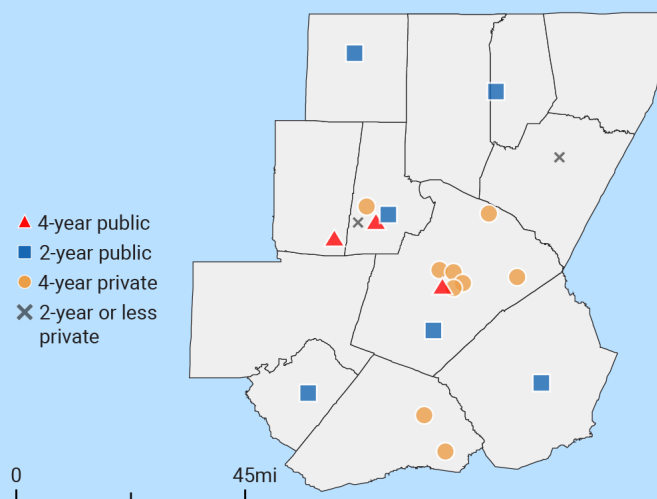
Wake County resident enrollments in NC Community Colleges, 2021

- 3,119** Basic Skills
- 8,846** Continuing Education
- 19,407** Curriculum



20% of Wake County residents have **student loan debt**; 8% of debt holders had **student loans in default**. 2020

Postsecondary assets in Raleigh-Durham Prosperity Zone sub-region



Degree Credentials Awarded, 2021

8,066 certificate | **5,938** associate | **16,203** bachelor's

In your Prosperity Zone Sub-Region:

78.8%

of postsecondary degrees and credentials conferred by regional institutions are **aligned with labor market needs**.

Top areas of misalignment:

- Health Science** (below bachelor's)
- Business Management & Administration** (bachelor's)
- Information Technology** (bachelor's)

5,347 Individuals served in an ApprenticeshipNC program in 2020

UNC and NC Community College Outcomes:

- 19,047** graduates in 2020
- 65%** of 2016 graduates were employed in NC in 2021
- \$50,028** annual average earnings of graduates employed in NC (includes both part-time and full-time jobs)

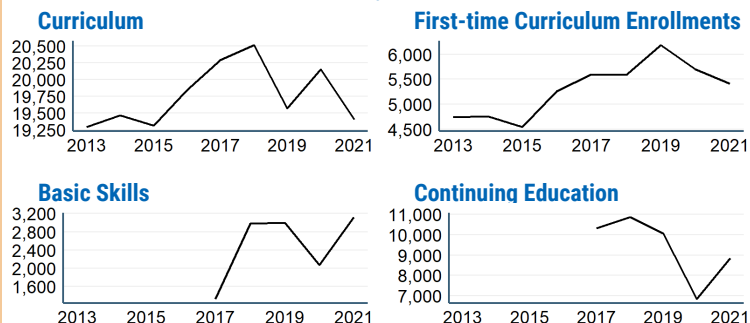
In 2021 your Workforce Development Board served:

- 20,813** in Basic Services
- 10,595** in Career Services
- 857** in Education Services

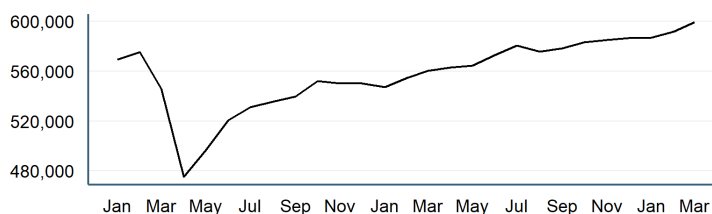


6.9% of young adults ages 16-24 in Wake County were **not working and not in school** versus 9.2% in peer counties. 2019

Impact of Covid-19 on NC Community College Enrollment



Number of Wake County residents employed, January 2020 to March 2022



Promising Attainment Practices

The new **Promising Attainment Practices Database** is a curated, searchable, and filterable collection of about 250 county, region, and state-level initiatives and programs that directly address various components of the state's attainment challenge. The Database allows local and regional initiative leaders and other stakeholders to identify groups across the state who are developing or operating initiatives designed to boost attainment.

Follow link to discover how Wake County has been meeting local needs:

https://dashboard.myfuturenc.org/promising-attainment-practices/?wdt_search=Wake

For more information about each indicator, including data sources and methodology, visit:

dashboard.myfuturenc.org/county-data-and-resources/