

# Yancey County

**2030 NC Degree Attainment Goal: 2 million (67%)**  
**2030 Proposed Yancey County Attainment Goal: 3,090 (58%)**



Boone-Wilkesboro  
 Prosperity Zone Sub-Region  
**Peer County Type:** Rural Non-Metro  
**Local Education Agencies:** 1  
**Charter Schools:** 0

## Population Spotlight

2010 Census: 17,818  
 2020 Census: 18,470  
 Change: 652

## Growth Rate

**3.7%** County vs. **9.5%** State

**\$48,662**  
 Median Household Income (2020)

**21.9%**  
 Child Poverty Rate (2020)

**83%**  
 Households with Broadband (2020)

**77%**  
 Home Owners (2020)

**81%**  
 Voter Registration Rate (2021)

**4.3%**  
 Unemployment Rate (2021)

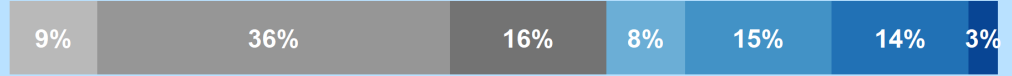
## Educational Attainment

Yancey County residents ages 25-44, 2021

**No Degree**  
**60.7%**  
 2,285

**Have Degree or Credential**  
**39.3%**  
 1,478

Less than high school | High school graduate (including GED) | Some college, no credential | Short-term credential | Associate degree | Bachelor's degree | Graduate or professional degree



Note: Numbers may add to more than 100% due to rounding

## Top Opportunities for Growth

These three areas represent the biggest opportunities for Yancey County to improve future attainment outcomes.



### NC Pre-K Enrollment

45% of Yancey County eligible 4-year-olds are enrolled in NC Pre-K, below the rural non-metro county average of 68%.



### Transition to Postsecondary

44% of Yancey County seniors enroll in postsecondary within 12 months of graduation, below the rural non-metro county average of 50%.

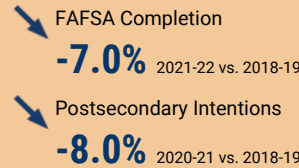
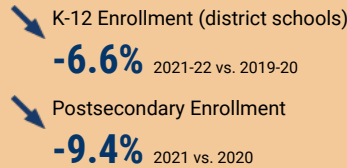


### First-Year Persistence

72% of Yancey County high school graduates who enroll in postsecondary persist to their second year, below the rural non-metro county average of 73%.

## Impact of Covid-19 on Education Pipeline

Covid-19 has affected critical transition points along the education continuum.



## Data Disruptions

- College-and-Career-Ready in Reading
- College-and-Career-Ready in Math
- Chronic Absenteeism



[ncdemography.org](http://ncdemography.org)

## ACADEMIC READINESS

### How students in Yancey County traditional schools are currently doing:

To meet state goals, each year Yancey County needs:

- 45% of eligible 4-year-olds **enrolled in NC Pre-K program**; 30 more needed to meet state goal of 75%. 2022
- 35% of 3-8 graders are earning college-and-career-ready scores (level 4 or 5) in **reading**; 330 more needed to meet state goal of 73%. 2022
- 41% of 3-8 graders are earning college-and-career-ready scores (level 4 or 5) in **math**; 397 more needed to meet state goal of 86%. 2022
- 88% of 9th graders **graduate within four years**; 11 more needed to meet state goal of 95%. 2021
- 15% of students are **chronically absent from school**; 75 less needed to meet state goal of 11%. 2021



Yancey County has a **student-to-school counselor ratio** of 236:1 versus 318:1 in peer counties. 2021

## COLLEGE & CAREER ACCESS

- 55% of seniors **completed the FAFSA** in 2022; 38 more need to complete in 2022 to meet state goal of 80%. 2022  
<https://www.myfuturenc.org/ourwork/first-in-fafsa/>
- 59% of graduates reported **intentions to enroll** in a postsecondary institution versus 69% in peer counties. 2021
- 44% of graduates **enrolled in a postsecondary institution** within 12 months versus 50% in peer counties. 2021

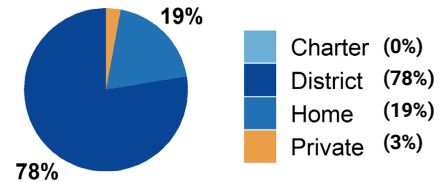


50% of Yancey County students have **parents with no college degree** (either 2- or 4-year) versus 59% in peer counties.

## School Choice

2,491 total students were enrolled in K-12 in Yancey County in the 2021-22 school year.

Note: This profile focuses on outcomes of students enrolled in district schools.



## Career and College Preparation



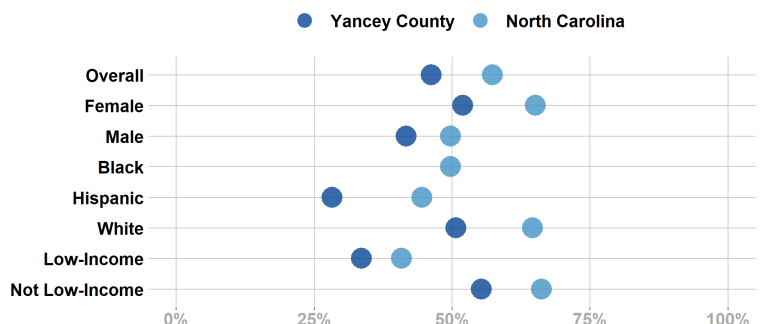
45 high school students took at least one **AP course** (8%) versus 7% in peer counties (2021).



94 graduates participated in **Career & College Promise programs** (69%) versus 49% in peer counties (2021).

Students in Yancey County completed **113 Career & Technical Education concentrations** in 2021. The top three CTE concentrations completed include Human Services; Architecture and Construction; and Health Science.

## Postsecondary Enrollment Rates for Select Groups in Yancey County, 2021



Note: Outcomes for demographic groups with fewer than 10 students are not displayed.

## Success of Yancey County High School Graduates

### Top destinations of graduates, 2016-2020

- 33% of college-goers attended a **public 4-year college**
  - 14% of college-goers attended a **private 4-year college**
  - 52% of college-goers attended a **public 2-year college**
  - <5% of college-goers attended a **private 2-year college**
  - 83% of college-goers attended an **in-state college**
- 72% of students who enroll **persist to their second year** versus 73% in peer counties. 2021
  - 65% of students who enroll **earn a degree or credential** within 6 years versus 55% in peer counties. 2021

## Adult Learners

### Yancey County resident enrollments in NC Community Colleges, 2021

- 47 Basic Skills
- 265 Continuing Education
- 393 Curriculum



9% of Yancey County residents have **student loan debt**; 8% of debt holders had **student loans in default**. 2020

## In your Prosperity Zone Sub-Region:

**84.0%**

of postsecondary degrees and credentials conferred by regional institutions are **aligned with labor market needs**.

### Top areas of misalignment:

- Health Science** (below and above bachelor's)
- Transportation, Distribution & Logistics** (below bachelor's)
- Business Management & Administration** (bachelor's)

- 17 Individuals served in an ApprenticeshipNC program in 2020

### UNC and NC Community College Outcomes:

- 5,202 graduates in 2020
- 69% of 2016 graduates were employed in NC in 2021
- \$44,421 annual average earnings of graduates employed in NC (includes both part-time and full-time jobs)

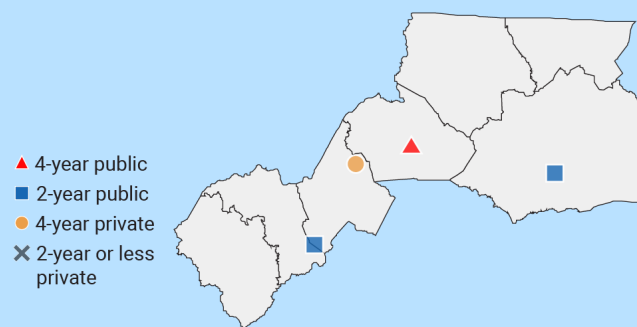
### In 2021 your Workforce Development Board served:

- 3,616 in Basic Services
- 1,617 in Career Services
- 245 in Education Services



5.5% of young adults ages 16-24 in Yancey County were **not working and not in school** versus 15.2% in peer counties. 2019

## Postsecondary assets in Boone-Wilkesboro Prosperity Zone sub-region



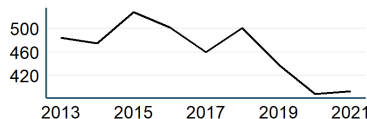
0 45mi

### Degree Credentials Awarded, 2021

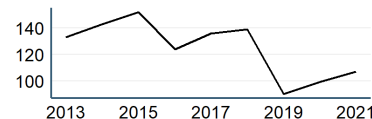
1,077 certificate | 547 associate | 4,433 bachelor's

## Impact of Covid-19 on NC Community College Enrollment

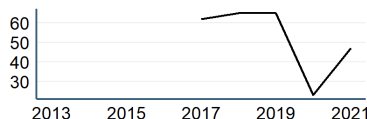
### Curriculum



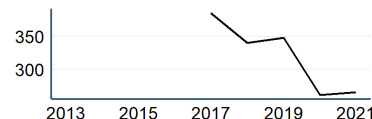
### First-time Curriculum Enrollments



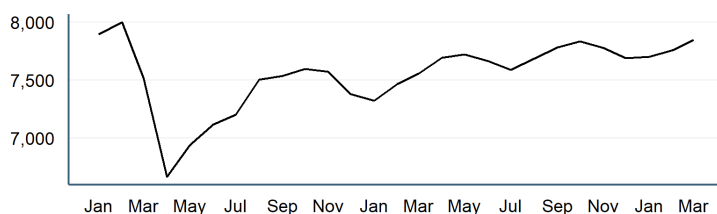
### Basic Skills



### Continuing Education



## Number of Yancey County residents employed, January 2020 to March 2022



## Promising Attainment Practices

The new **Promising Attainment Practices Database** is a curated, searchable, and filterable collection of about 250 county, region, and state-level initiatives and programs that directly address various components of the state's attainment challenge. The Database allows local and regional initiative leaders and other stakeholders to identify groups across the state who are developing or operating initiatives designed to boost attainment.

Follow link to discover how Yancey County has been meeting local needs:

[https://dashboard.myfuturenc.org/promising-attainment-practices/?wdt\\_search=Yancey](https://dashboard.myfuturenc.org/promising-attainment-practices/?wdt_search=Yancey)

For more information about each indicator, including data sources and methodology, visit:

[dashboard.myfuturenc.org/county-data-and-resources/](https://dashboard.myfuturenc.org/county-data-and-resources/)