

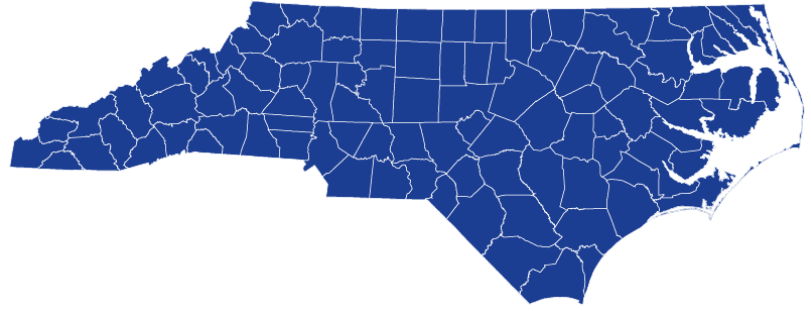
# North Carolina Charter Schools

## Charter School Profiles

### myFutureNC 2024 Attainment Profiles

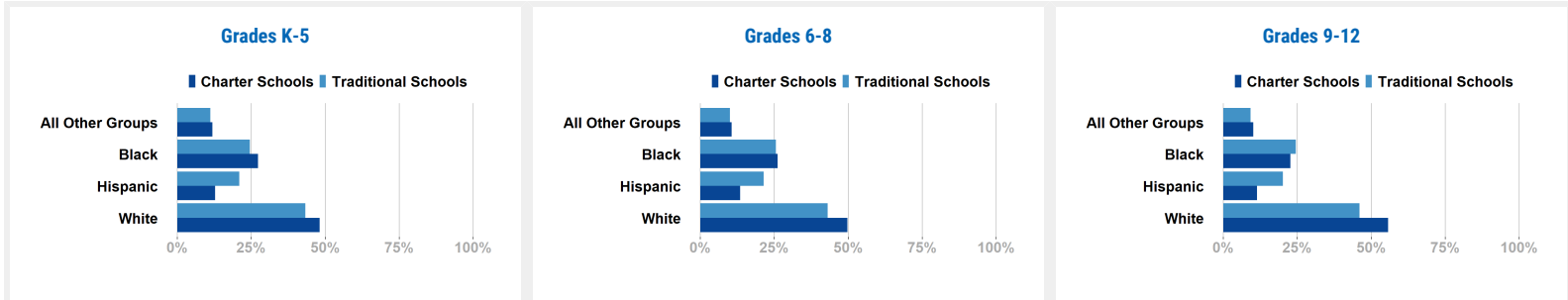
Charter schools are public schools that must be authorized by the NC State Board of Education to operate. Like traditional public schools, charter schools are primarily funded through state and local tax dollars and are prohibited from discriminating in admissions, having religious affiliations, or charging tuition. "Charter schools are held accountable through the State assessment and accountability system."<sup>1</sup> Because charter schools have open enrollment and often serve students from multiple counties, charter school profiles are aggregated up to the Prosperity-Zone level. In North Carolina there are 206 charter schools and 115 traditional public school districts operating 2,484 schools.

<sup>1</sup>Charter Schools. 2023. NC Dept of Public Instruction.



	Total Schools	Total Students	Total High Schools	Total High School Students	Economically Disadvantaged Students
Charter Schools	206	134,385	88	25,999	29%
Traditional Schools	2,484	1,363,327	632	430,753	39%

### Race/Ethnic Composition of Grades K-12 in North Carolina Schools, 2022



Note: No data item including <10 students, or any observation <5%, or >95% is not reported.

## ACADEMIC READINESS

### How students in North Carolina charter schools are currently doing:

- **38%** of 3-8 graders are earning college-and-career-ready scores (level 4 or 5) in **reading**; 24,962 more needed to meet state goal of **73%**. 2023
- **37%** of 3-8 graders are earning college-and-career-ready scores (level 4 or 5) in **math**; 34,434 more needed to meet state goal of **86%**. 2023
- **79%** of 9th graders **graduate within four years**; 1,079 more needed to meet state goal of **95%**. 2023
- **21%** of students are **chronically absent from school**; 13,979 less needed to meet state goal of **11%**. 2023



North Carolina has a **student-to-school counselor ratio** of **478:1**. 2023



**1%** of students **drop out of high school** (80 total students). 2023

### Access to Postsecondary Credits

Students in North Carolina completed **420 Career & Technical Education (CTE) credentials (118 (28%) were industry-valued credentials) and 379 concentrations** in 2023. The top three CTE concentrations completed include Arts, Audio/Video Technology, & Communications; Science, Technology, Engineering, & Mathematics; and Architecture and Construction.



**5,459 high school students** took at least one **AP test (27%)** (2023).



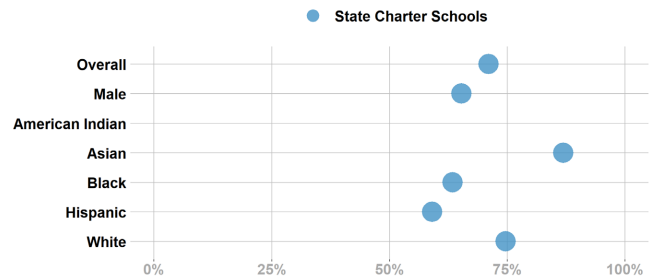
**2,117 high school students** participated in **Career & College Promise programs (43%)** (2023).

## COLLEGE & CAREER ACCESS

### How students in North Carolina charter schools are planning for and enrolling in college:

- **67%** of seniors **completed the FAFSA** in 2022; 693 more need to complete in 2022 to meet state goal of **80%**. 2023
- **82%** of graduates reported **intentions to enroll** in a postsecondary institution. 2022
- **69%** of graduates **enrolled in a postsecondary institution** within 12 months. 2022

### Postsecondary Enrollment Rates (within 12 months) for Select Groups in North Carolina Schools, 2022



Note: Outcomes for demographic groups with fewer than 10 students are not displayed.

## POSTSECONDARY COMPLETION

- **86%** of students who enroll **persist to their second year**. 2022
- **71%** of students who enroll **earn a degree or certificate** within 6 years. 2022