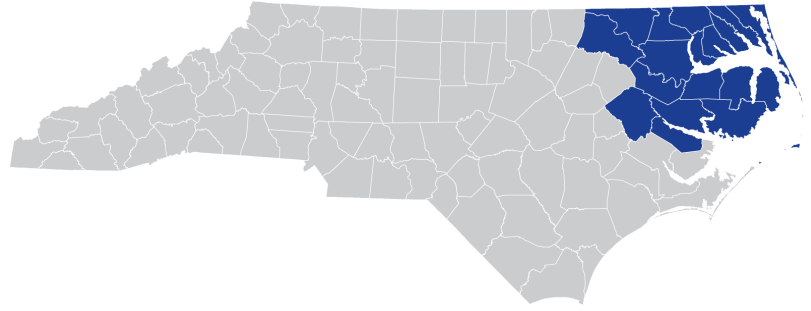


Northeast Charter Schools

Charter School Profiles
myFutureNC 2024 Attainment Profiles

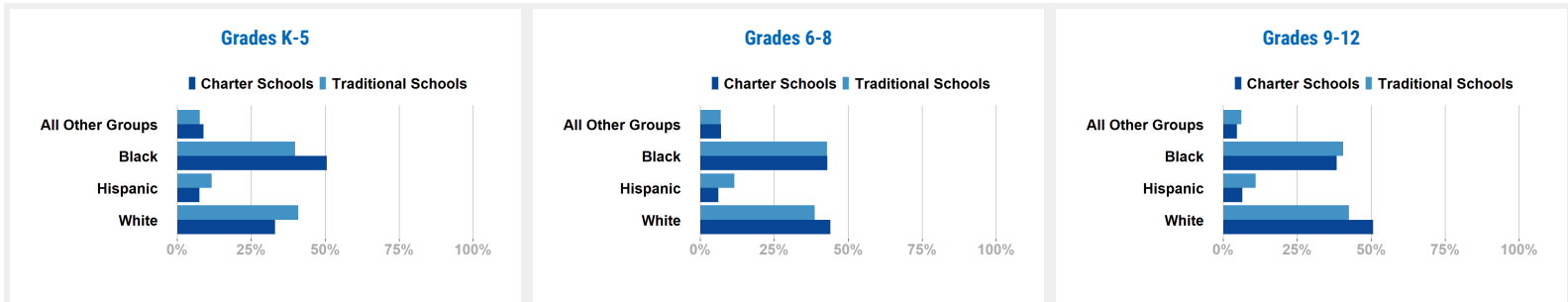
Charter schools are public schools that must be authorized by the NC State Board of Education to operate. Like traditional public schools, charter schools are primarily funded through state and local tax dollars and are prohibited from discriminating in admissions, having religious affiliations, or charging tuition. "Charter schools are held accountable through the State assessment and accountability system."¹ Because charter schools have open enrollment and often serve students from multiple counties, charter school profiles are aggregated up to the Prosperity-Zone level. In Northeast there are 9 charter schools and 19 traditional public school districts operating 164 schools.

¹Charter Schools. 2023. NC Dept of Public Instruction.



	Total Schools	Total Students	Total High Schools	Total High School Students	Economically Disadvantaged Students
Charter Schools	9	4,509	5	1,122	52%
Traditional Schools	164	64,958	49	20,317	45%

Race/Ethnic Composition of Grades K-12 in Northeast Schools, 2022



Note: No data item including <10 students, or any observation <5%, or >95% is not reported. ** Indicates, no data available.

ACADEMIC READINESS

How students in Northeast charter schools are currently doing:

- **26%** of 3-8 graders are earning college-and-career-ready scores (level 4 or 5) in **reading**; 1,130 more needed to meet state goal of **73%**. 2023
- **23%** of 3-8 graders are earning college-and-career-ready scores (level 4 or 5) in **math**; 1,493 more needed to meet state goal of **86%**. 2023
- **89%** of 9th graders **graduate within four years**; 17 more needed to meet state goal of **95%**. 2023
- **24%** of students are **chronically absent from school**; 637 less needed to meet state goal of **11%**. 2023



Northeast has a **student-to-school counselor ratio** of **644:1**. 2023



NA% of students **drop out of high school** (<10 total students). 2023

Access to Postsecondary Credits

Students in Northeast completed **164 Career & Technical Education (CTE) credentials (20 (12%) were industry-valued credentials) and 12 concentrations** in 2023. The top three CTE concentrations completed include Architecture and Construction; Agricultural, Food, & Natural Resources; and Science, Technology, Engineering, & Mathematics.



167 high school students took at least one **AP test (42%)** (2023).



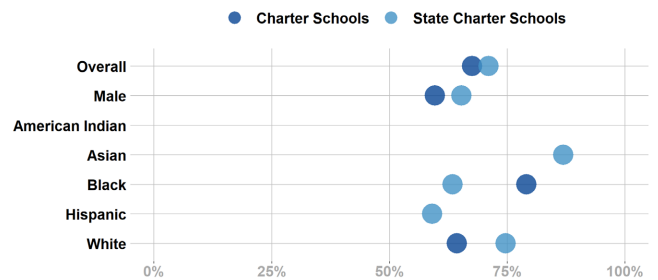
120 high school students participated in **Career & College Promise programs (50%)** (2023).

COLLEGE & CAREER ACCESS

How students in Northeast charter schools are planning for and enrolling in college:

- **67%** of seniors **completed the FAFSA** in 2022; 32 more need to complete in 2022 to meet state goal of **80%**. 2023
- **89%** of graduates reported **intentions to enroll** in a postsecondary institution. 2022
- **65%** of graduates **enrolled in a postsecondary institution** within 12 months. 2022

Postsecondary Enrollment Rates (within 12 months) for Select Groups in Northeast Schools, 2022



Note: Outcomes for groups with less than 10 students, <5% or >95% are not displayed.

POSTSECONDARY COMPLETION

- **81%** of students who enroll **persist to their second year**. 2022
- **49%** of students who enroll **earn a degree or certificate** within 6 years. 2022