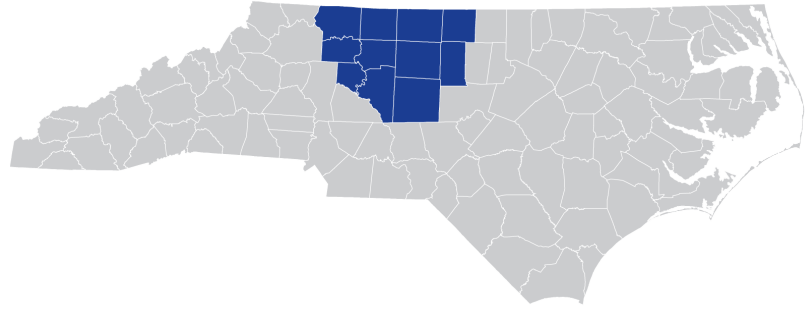


Piedmont Triad Charter Schools

Charter School Profiles

myFutureNC 2024 Attainment Profiles

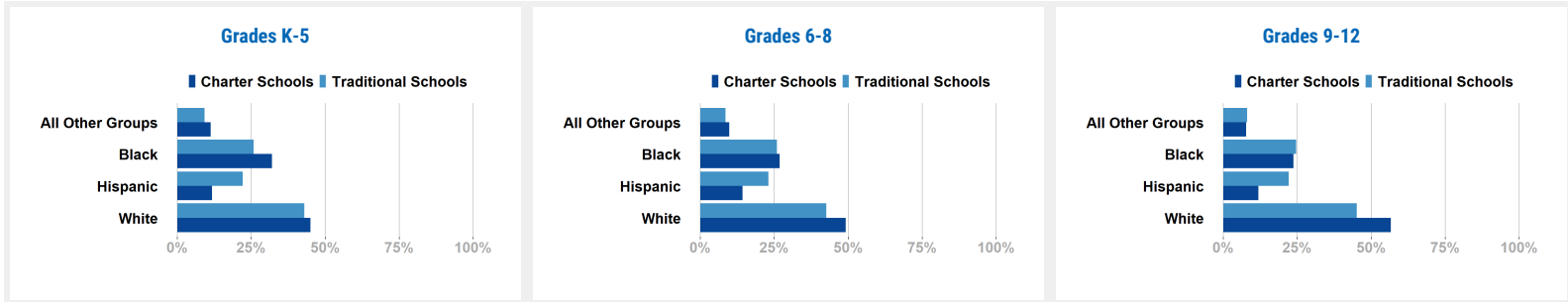
Charter schools are public schools that must be authorized by the NC State Board of Education to operate. Like traditional public schools, charter schools are primarily funded through state and local tax dollars and are prohibited from discriminating in admissions, having religious affiliations, or charging tuition. "Charter schools are held accountable through the State assessment and accountability system."¹ Because charter schools have open enrollment and often serve students from multiple counties, charter school profiles are aggregated up to the Prosperity-Zone level. In Piedmont Triad there are 26 charter schools and 16 traditional public school districts operating 428 schools.



¹Charter Schools. 2023. NC Dept of Public Instruction.

	Total Schools	Total Students	Total High Schools	Total High School Students	Economically Disadvantaged Students
Charter Schools	26	19,066	14	3,575	30%
Traditional Schools	428	221,460	114	69,948	44%

Race/Ethnic Composition of Grades K-12 in Piedmont Triad Schools, 2022



Note: No data item including <10 students, or any observation <5%, or >95% is not reported. ** Indicates, no data available.

ACADEMIC READINESS

How students in Piedmont Triad charter schools are currently doing:

- **35%** of 3-8 graders are earning college-and-career-ready scores (level 4 or 5) in **reading**; 3,799 more needed to meet state goal of **73%**. 2023
- **35%** of 3-8 graders are earning college-and-career-ready scores (level 4 or 5) in **math**; 5,133 more needed to meet state goal of **86%**. 2023
- **90%** of 9th graders **graduate within four years**; 41 more needed to meet state goal of **95%**. 2023
- **22%** of students are **chronically absent from school**; 2,154 less needed to meet state goal of **11%**. 2023



Piedmont Triad has a **student-to-school counselor ratio** of **681:1**. 2023



0% of students **drop out of high school** (<10 total students). 2023

Access to Postsecondary Credits

Students in Piedmont Triad completed **** Career & Technical Education (CTE) credentials (**(**) were industry-valued credentials) and ** concentrations** in 2023.



642 high school students took at least one **AP test (20%)** (2023).



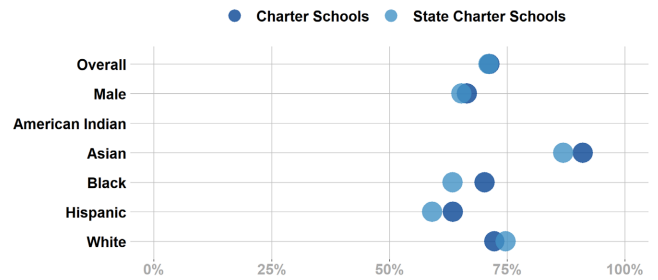
318 high school students participated in **Career & College Promise programs (46%)** (2023).

COLLEGE & CAREER ACCESS

How students in Piedmont Triad charter schools are planning for and enrolling in college:

- **69%** of seniors **completed the FAFSA** in 2022; 79 more need to complete in 2022 to meet state goal of **80%**. 2023
- **78%** of graduates reported **intentions to enroll** in a postsecondary institution. 2022
- **69%** of graduates **enrolled in a postsecondary institution** within 12 months. 2022

Postsecondary Enrollment Rates (within 12 months) for Select Groups in Piedmont Triad Schools, 2022



Note: Outcomes for groups with less than 10 students, <5% or >95% are not displayed.

POSTSECONDARY COMPLETION

- **83%** of students who enroll **persist to their second year**. 2022
- **53%** of students who enroll **earn a degree or certificate** within 6 years. 2022