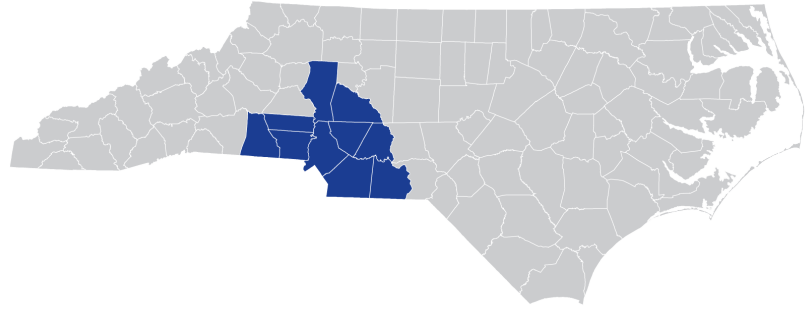


Southwest Charter Schools

Charter School Profiles
myFutureNC 2024 Attainment Profiles

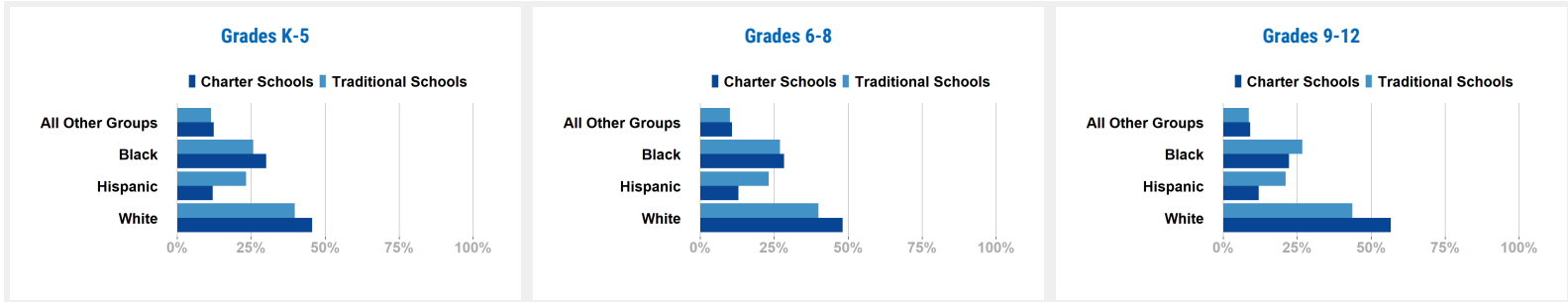
Charter schools are public schools that must be authorized by the NC State Board of Education to operate. Like traditional public schools, charter schools are primarily funded through state and local tax dollars and are prohibited from discriminating in admissions, having religious affiliations, or charging tuition. "Charter schools are held accountable through the State assessment and accountability system."¹ Because charter schools have open enrollment and often serve students from multiple counties, charter school profiles are aggregated up to the Prosperity-Zone level. In Southwest there are 56 charter schools and 12 traditional public school districts operating 500 schools.

¹Charter Schools. 2023. NC Dept of Public Instruction.



	Total Schools	Total Students	Total High Schools	Total High School Students	Economically Disadvantaged Students
Charter Schools	56	42,275	25	9,016	20%
Traditional Schools	500	331,356	123	104,476	34%

Race/Ethnic Composition of Grades K-12 in Southwest Schools, 2022



Note: No data item including <10 students, or any observation <5%, or >95% is not reported. ** Indicates, no data available.

ACADEMIC READINESS

How students in Southwest charter schools are currently doing:

- **39%** of 3-8 graders are earning college-and-career-ready scores (level 4 or 5) in **reading**; 7,242 more needed to meet state goal of **73%**. 2023
- **40%** of 3-8 graders are earning college-and-career-ready scores (level 4 or 5) in **math**; 9,865 more needed to meet state goal of **86%**. 2023
- **74%** of 9th graders **graduate within four years**; 528 more needed to meet state goal of **95%**. 2023
- **21%** of students are **chronically absent from school**; 4,469 less needed to meet state goal of **11%**. 2023

Southwest has a **student-to-school counselor ratio** of **431:1**. 2023

1% of students **drop out of high school** (28 total students). 2023

Access to Postsecondary Credits

Students in Southwest completed **16 Career & Technical Education (CTE) credentials** (**10 (62%) were industry-valued credentials**) and **112 concentrations** in 2023. The top three CTE concentrations completed include Science, Technology, Engineering, & Mathematics; Health Science; and Information Technology.

2,141 high school students took at least one **AP test (28%)** (2023).

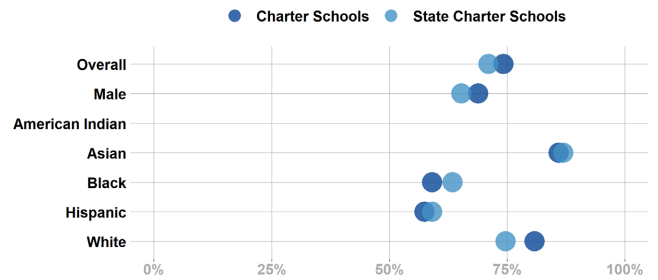
950 high school students participated in **Career & College Promise programs (52%)** (2023).

COLLEGE & CAREER ACCESS

How students in Southwest charter schools are planning for and enrolling in college:

- **70%** of seniors **completed the FAFSA** in 2022; 181 more need to complete in 2022 to meet state goal of **80%**. 2023
- **85%** of graduates reported **intentions to enroll** in a postsecondary institution. 2022
- **72%** of graduates **enrolled in a postsecondary institution** within 12 months. 2022

Postsecondary Enrollment Rates (within 12 months) for Select Groups in Southwest Schools, 2022



Note: Outcomes for groups with less than 10 students, <5% or >95% are not displayed.

POSTSECONDARY COMPLETION

- **87%** of students who enroll **persist to their second year**. 2022
- **75%** of students who enroll **earn a degree or certificate** within 6 years. 2022