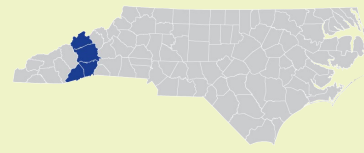


Land-of-Sky Regional Council

Council of Governments

myFutureNC 2024 Attainment Profiles

2030 Proposed Regional Council Attainment Goal: 82,632

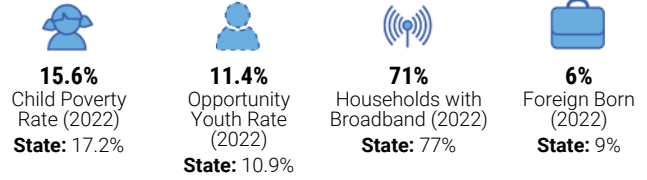


Counties in Council of Governments:
Buncombe, Henderson, Madison, Transylvania

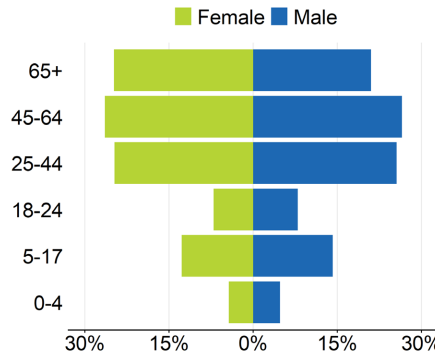
Population Spotlight

Growth Rate: Council of Governments: 1.6% vs. State: 2.5%

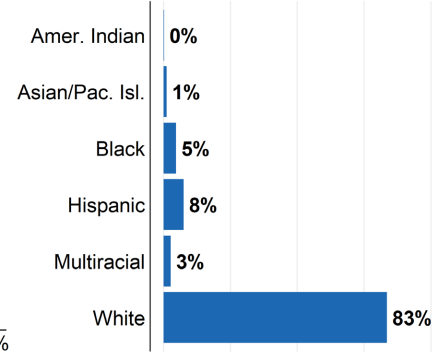
County	2020	2022	Change
North Carolina	10,439,414	10,698,973	259,559
Buncombe County	269,446	273,589	4,143
Henderson County	116,279	118,106	1,827
Madison County	21,192	21,768	576
Transylvania County	32,986	33,355	369



Age Structure, 2022



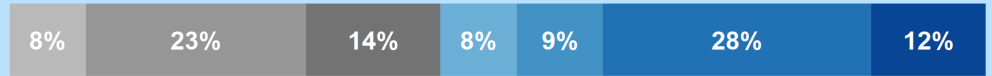
Race/Ethnicity, 2022



Educational Attainment

Land-of-Sky Regional Council residents ages 25-44, 2022

Less than high school
High school graduate (including GED)
Some college, no credential
Short-term credential
Associate degree
Bachelor's degree
Graduate or professional degree



Note: Numbers may not add up to 100% due to rounding

LABOR MARKET ALIGNMENT

In Land-of-Sky Regional Council:

533 Individuals served in an ApprenticeshipNC program in 2020

UNC and NC Community College Outcomes:

- 2,374** graduates in 2020
- 68%** of 2016 graduates were employed in NC in 2021
- \$36,586** annual average earnings of graduates employed in NC (includes both part-time and full-time jobs)

49% of adults (ages 25-44) in Land-of-Sky Regional Council earned a **family sustaining wage**, 2022

Labor Force Snapshot - 2023 Q2

Total Jobs	195,199
Business Establishments	18,576
Employed	215,474
Unemployed	6,820
Avg. Weekly Wage	\$1,013
Median Household Income	\$65,732

Top Industries in Land-of-Sky Regional Council

Industry Name	Average Employment	Average Weekly Wages
Health Care and Social Assistance	34,800	\$1,277
Retail Trade	25,058	\$715
Accommodation and Food Services	22,992	\$547
Manufacturing	20,261	\$1,243
Educational Services	13,734	\$942

Top Job Sectors in Land-of-Sky Regional Council

Job Sector	Average Employment	Average Weekly Wages
Private	171,530	\$992
Local Government	15,093	\$1,078
State Government	4,422	\$982
Federal Government	4,152	\$1,681

Success of Land-of-Sky Regional Council High School Graduates

- **82%** of students who enroll **persist to their second year** versus **83%** for the state. 2022
- **60%** of students who enroll **earn a degree or certificate** within 6 years versus **59%** for the state. 2022

Top destinations of all college-goers, Fall 2023

- **9,594** of all college-goers attended **Asheville-Buncombe TCC**
- **5,635** of all college-goers attended **Blue Ridge CC**
- **304** of all college-goers attended **Haywood CC**

Adult Learners

Land-of-Sky Regional Council resident enrollments in NC Community Colleges, Fall 2022

- 637** Basic Skills
- 7,593** Continuing Education
- 2,362** Curriculum

- **60%** of seniors **completed the FAFSA** in 2023, compared to **62%** statewide; 629 more need to complete in 2023 to meet state goal of **80%**. 2023
- **77%** of graduates reported **intentions to enroll** in a postsecondary institution versus **74%** in the state. 2022
- **54%** of graduates **enrolled in a postsecondary institution** within 12 months versus **58%** in the state. 2022

Degree Credentials Awarded, 2022

777 certificate | 947 associate | 1,441 bachelor's

Postsecondary assets in Land-of-Sky Regional Council

Public, 4-year or above

University of North Carolina at Asheville

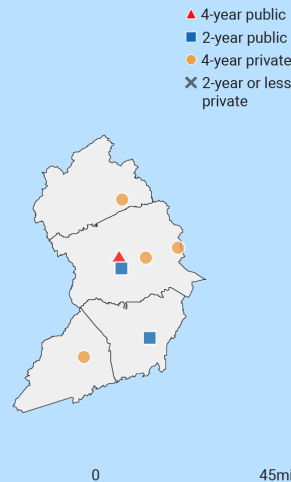
Public, 2-year

Asheville-Buncombe Technical Community College, Blue Ridge Community College

Private not-for-profit, 4-year or above

Brevard College, Mars Hill University, Montreat College, Warren Wilson College

Private not-for-profit, 2-year

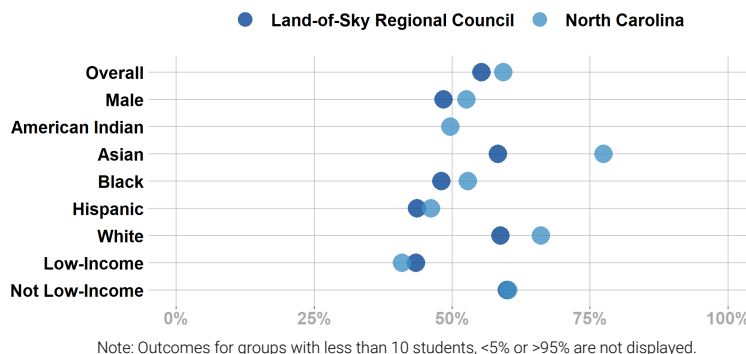


How students in Land-of-Sky Regional Council traditional schools are currently doing:

To meet state goals, each year Land-of-Sky Regional Council needs:

- **44%** of eligible 4-year-olds **enrolled in NC Pre-K program**, compared to **53%** statewide; 469 more needed to meet state goal of **75%**. 2023
- **33%** of 3-8 graders are earning college-and-career-ready scores (level 4 or 5) in **reading**, compared to **30%** statewide; 7,774 more needed to meet state goal of **73%**. 2023
- **38%** of 3-8 graders are earning college-and-career-ready scores (level 4 or 5) in **math**, compared to **35%** statewide; 9,429 more needed to meet state goal of **86%**. 2023
- **90%** of 9th graders **graduate within four years**, compared to **87%** statewide; 175 more needed to meet state goal of **95%**. 2023
- **24%** of students are **chronically absent from school**, compared to **27%** statewide; 6,100 less needed to meet state goal of **11%**. 2023
- **2%** of students **drop out of high school** (231 total students), compared to **2%** statewide. 2023

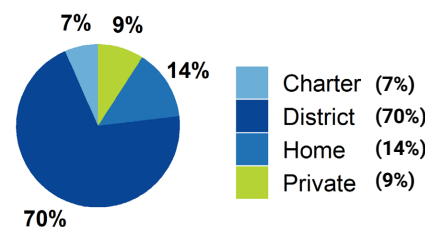
Postsecondary Enrollment Rates in Land-of-Sky Regional Council, 2022



School Choice

62,184 total students were enrolled in K-12 in Land-of-Sky Regional Council in the 2022-23 school year.

Note: This profile focuses on outcomes of students enrolled in district schools.



Access to Postsecondary Credits

Students in Land-of-Sky Regional Council completed **6,109 Career & Technical Education (CTE) credentials** (**1,650 (27%) were industry-valued credentials**) and **2,457 concentrations** in 2023. The top three CTE concentrations completed include Human Services; Agricultural, Food, & Natural Resources; and Hospitality & Tourism.

2,067 high school students took at least one **AP test (14%)** versus **16%** in the state (2023).

1,714 high school students participated in **Career & College Promise programs (50%)** versus **36%** in the state (2023).

For more information about each indicator, including data sources and methodology, visit:

dashboard.myfuturenc.org/county-data-and-resources/