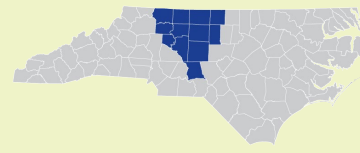


Piedmont Triad Regional Council

Council of Governments

myFutureNC 2024 Attainment Profiles

2030 Proposed Regional Council Attainment Goal: 304,243



Counties in Council of Governments:
Alamance, Caswell, Davidson, Davie, Forsyth, Guilford, Montgomery, Randolph, Rockingham, Stokes, Surry, Yadkin

Population Spotlight

Growth Rate: Council of Governments: 1.4% vs. State: 2.5%

County	2020	2022	Change
North Carolina	10,439,414	10,698,973	259,559
Alamance County	171,429	176,353	4,924
Caswell County	22,738	22,614	-124
Davidson County	168,933	172,586	3,653
Davie County	42,715	44,090	1,375
Forsyth County	382,584	389,157	6,573
Guilford County	541,309	546,101	4,792
Montgomery County	25,752	25,894	142
Randolph County	144,151	146,043	1,892
Rockingham County	91,100	91,957	857
Stokes County	44,523	45,175	652
Surry County	71,367	71,403	36
Yadkin County	37,211	37,463	252

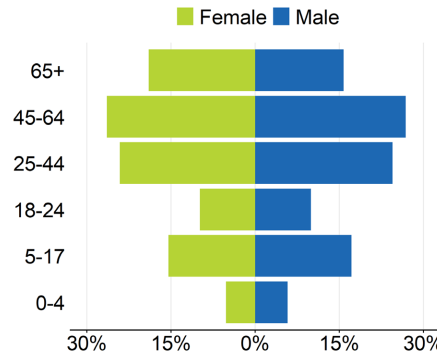
21.8%
Child Poverty Rate (2022)
State: 17.2%

12.4%
Opportunity Youth Rate (2022)
State: 10.9%

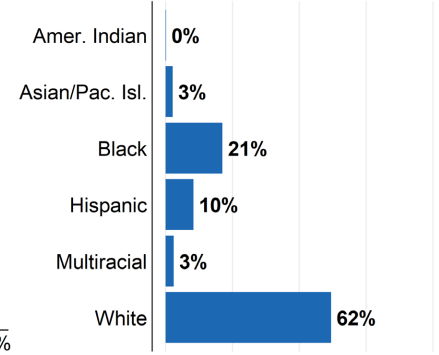
72%
Households with Broadband (2022)
State: 77%

8%
Foreign Born (2022)
State: 9%

Age Structure, 2022



Race/Ethnicity, 2022




Educational Attainment

Piedmont Triad Regional Council residents ages 25-44, 2022

Less than high school
High school graduate (including GED)
Some college, no credential
Short-term credential
Associate degree
Bachelor's degree
Graduate or professional degree

No Degree
212,724
50.2%

Have Degree or Credential
211,287
49.8%



Note: Numbers may not add up to 100% due to rounding

LABOR MARKET ALIGNMENT

In Piedmont Triad Regional Council:

2,136 Individuals served in an ApprenticeshipNC program in 2020

UNC and NC Community College Outcomes:

13,669 graduates in 2020

74% of 2016 graduates were employed in NC in 2021

\$42,042 annual average earnings of graduates employed in NC (includes both part-time and full-time jobs)

47% of adults (ages 25-44) in Piedmont Triad Regional Council earned a **family sustaining wage**, 2022

Labor Force Snapshot - 2023 Q2

Total Jobs	731,417
Business Establishments	46,961
Employed	800,977
Unemployed	31,577
Avg. Weekly Wage	\$1,043
Median Household Income	\$62,492

Top Industries in Piedmont Triad Regional Council

Industry Name	Average Employment	Average Weekly Wages
Health Care and Social Assistance	110,264	\$1,269
Manufacturing	99,665	\$1,276
Retail Trade	86,606	\$747
Accommodation and Food Services	68,424	\$416
Educational Services	60,411	\$1,190

Top Job Sectors in Piedmont Triad Regional Council

Job Sector	Average Employment	Average Weekly Wages
Private	645,650	\$1,048
Local Government	62,220	\$946
State Government	16,554	\$1,047
Federal Government	6,994	\$1,377

Success of Piedmont Triad Regional Council High School Graduates

- **82%** of students who enroll **persist to their second year** versus **83%** for the state. 2022
- **59%** of students who enroll **earn a degree or certificate** within 6 years versus **59%** for the state. 2022

Top destinations of all college-goers, Fall 2023

- **13,836** of all college-goers attended **Guilford TCC**
- **11,564** of all college-goers attended **Forsyth TCC**
- **6,505** of all college-goers attended **Davidson-Davie CC**

Adult Learners

Piedmont Triad Regional Council resident enrollments in NC Community Colleges, Fall 2022

2,278	Basic Skills
23,750	Continuing Education
7,944	Curriculum

- **64%** of seniors **completed the FAFSA** in 2023, compared to **62%** statewide; 2,492 more need to complete in 2023 to meet state goal of **80%**. 2023
- **83%** of graduates reported **intentions to enroll** in a postsecondary institution versus **74%** in the state. 2022
- **57%** of graduates **enrolled in a postsecondary institution** within 12 months versus **58%** in the state. 2022

How students in Piedmont Triad Regional Council traditional schools are currently doing:

To meet state goals, each year Piedmont Triad Regional Council needs:

- **55%** of eligible 4-year-olds **enrolled in NC Pre-K program**, compared to **53%** statewide; 1,941 more needed to meet state goal of **75%**. 2023
 - **27%** of 3-8 graders are earning college-and-career-ready scores (level 4 or 5) in **reading**, compared to **30%** statewide; 47,718 more needed to meet state goal of **73%**. 2023
 - **31%** of 3-8 graders are earning college-and-career-ready scores (level 4 or 5) in **math**, compared to **35%** statewide; 56,755 more needed to meet state goal of **86%**. 2023
 - **88%** of 9th graders **graduate within four years**, compared to **87%** statewide; 1,340 more needed to meet state goal of **95%**. 2023
 - **31%** of students are **chronically absent from school**, compared to **27%** statewide; 47,969 less needed to meet state goal of **11%**. 2023
- 2%** of students **drop out of high school** (1,702 total students), compared to **2%** statewide. 2023

Degree Credentials Awarded, 2022

5,339 certificate | **4,876** associate | **11,204** bachelor's

Postsecondary assets in Piedmont Triad Regional Council

Public, 4-year or above

North Carolina A & T State University, University of North Carolina School of the Arts, University of North Carolina at Greensboro, Winston-Salem State University

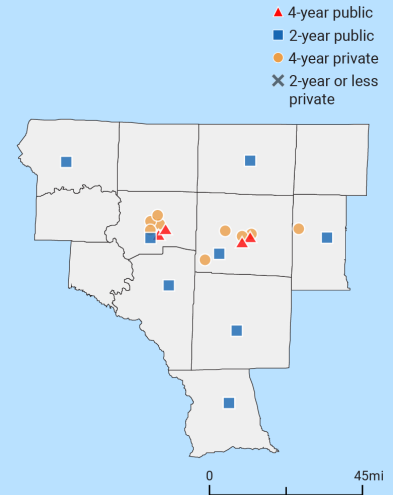
Public, 2-year

Alamance Community College, Davidson-Davie Community College, Forsyth Technical Community College, Guilford Technical Community College, Montgomery Community College, Randolph Community College, Rockingham Community College, Surry Community College

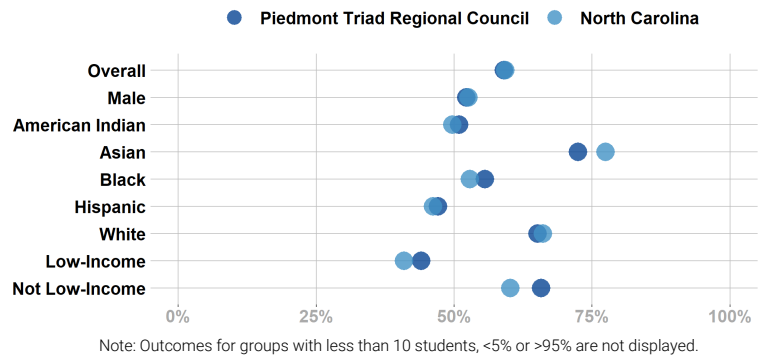
Private not-for-profit, 4-year or above

Bennett College, Carolina Christian College, Carolina University, Elon University, Greensboro College, Guilford College, High Point University, Salem College, Wake Forest University

Private not-for-profit, 2-year



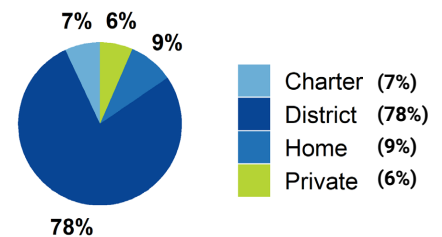
Postsecondary Enrollment Rates in Piedmont Triad Regional Council, 2022



School Choice

289,943 total students were enrolled in K-12 in Piedmont Triad Regional Council in the 2022-23 school year.

Note: This profile focuses on outcomes of students enrolled in district schools.



Access to Postsecondary Credits

Students in Piedmont Triad Regional Council completed **55,085 Career & Technical Education (CTE) credentials** (**10,106 (18%)** were industry-valued credentials) and **10,898 concentrations** in 2023. The top three CTE concentrations completed include Health Science; Human Services; and Arts, Audio/Video Technology, & Communications.



11,441 high school students took at least one **AP test (16%)** versus **16%** in the state (2023).



5,019 high school students participated in **Career & College Promise programs (30%)** versus **36%** in the state (2023).

For more information about each indicator, including data sources and methodology, visit:

dashboard.myfuturenc.org/county-data-and-resources/