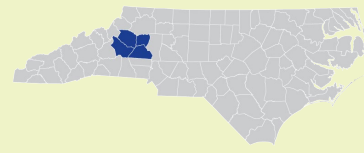


Western Piedmont

Council of Governments

myFutureNC 2024 Attainment Profiles

2030 Proposed Regional Council Attainment Goal: 49,137

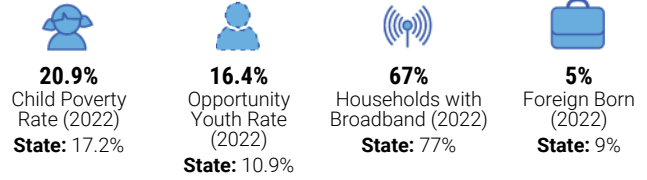


Counties in Council of Governments:
Alexander, Burke, Caldwell, Catawba

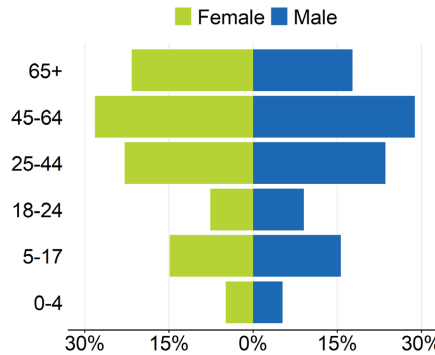
Population Spotlight

Growth Rate: Council of Governments: 0.8% vs. State: 2.5%

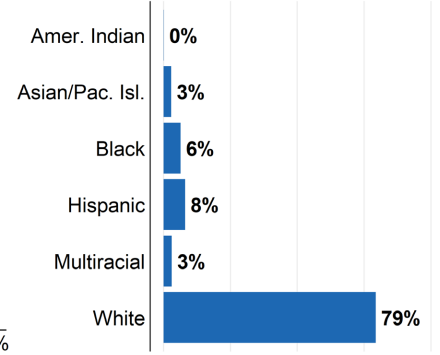
County	2020	2022	Change
North Carolina	10,439,414	10,698,973	259,559
Alexander County	36,440	36,512	72
Burke County	87,573	87,881	308
Caldwell County	80,664	80,492	-172
Catawba County	160,609	163,462	2,853



Age Structure, 2022

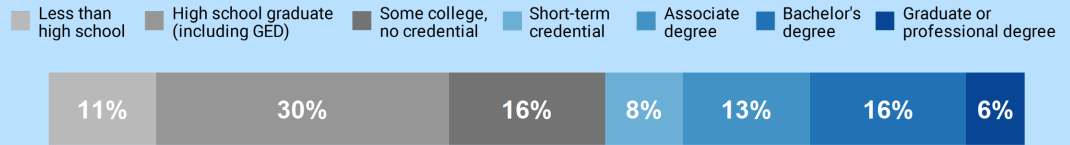


Race/Ethnicity, 2022



Educational Attainment

Western Piedmont residents ages 25-44, 2022



Note: Numbers may not add up to 100% due to rounding

LABOR MARKET ALIGNMENT

In Western Piedmont Council of Governments:

327 Individuals served in an ApprenticeshipNC program in 2020

UNC and NC Community College Outcomes:

1,951 graduates in 2020

80% of 2016 graduates were employed in NC in 2021

\$37,805 annual average earnings of graduates employed in NC (includes both part-time and full-time jobs)

45% of adults (ages 25-44) in Western Piedmont earned a **family sustaining wage**, 2022

Labor Force Snapshot - 2023 Q2

Total Jobs	154,229
Business Establishments	9,225
Employed	169,174
Unemployed	6,024
Avg. Weekly Wage	\$960
Median Household Income	\$60,949

Top Industries in Western Piedmont Council of Governments

Industry Name	Average Employment	Average Weekly Wages
Manufacturing	41,884	\$1,134
Health Care and Social Assistance	21,096	\$1,103
Retail Trade	17,763	\$758
Accommodation and Food Services	12,538	\$374
Educational Services	9,905	\$905

Top Job Sectors in Western Piedmont Council of Governments

Job Sector	Average Employment	Average Weekly Wages
Private	132,495	\$957
Local Government	15,557	\$972
State Government	5,558	\$980
Federal Government	618	\$1,246

Success of Western Piedmont High School Graduates

- **81%** of students who enroll **persist to their second year** versus **83%** for the state. 2022
- **61%** of students who enroll **earn a degree or certificate** within 6 years versus **59%** for the state. 2022

Top destinations of all college-goers, Fall 2023

- **6,272** of all college-goers attended **Catawba Valley CC**
- **3,807** of all college-goers attended **Caldwell CC and TI**
- **2,911** of all college-goers attended **Western Piedmont CC**

Adult Learners

Western Piedmont resident enrollments in NC Community Colleges, Fall 2022

- 296** Basic Skills
- 5,382** Continuing Education
- 1,339** Curriculum

Degree Credentials Awarded, 2022

1,541 certificate | **2,036** associate | **322** bachelor's

Postsecondary assets in Western Piedmont Council of Governments

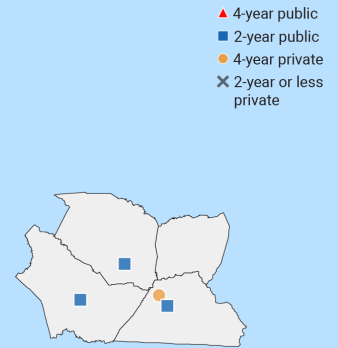
Public, 4-year or above

Public, 2-year
Caldwell Community College and Technical Institute, Catawba Valley Community College, Western Piedmont Community College

Private not-for-profit, 4-year or above

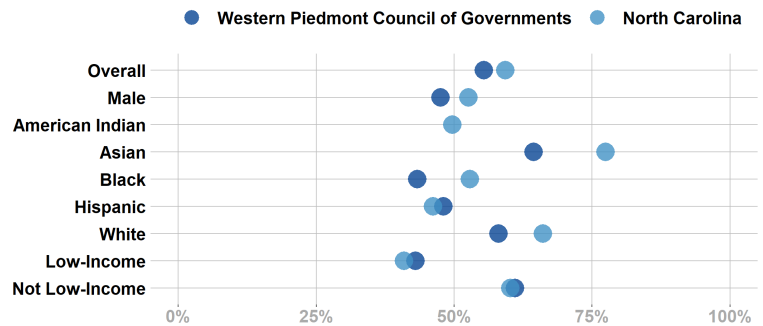
Lenoir-Rhyne University

Private not-for-profit, 2-year



- **58%** of seniors **completed the FAFSA** in 2023, compared to **62%** statewide; 752 more need to complete in 2023 to meet state goal of **80%**. 2023
- **75%** of graduates reported **intentions to enroll** in a postsecondary institution versus **74%** in the state. 2022
- **54%** of graduates **enrolled in a postsecondary institution** within 12 months versus **58%** in the state. 2022

Postsecondary Enrollment Rates in Western Piedmont, 2022



Note: Outcomes for groups with less than 10 students, <5% or >95% are not displayed.

How students in Western Piedmont traditional schools are currently doing:

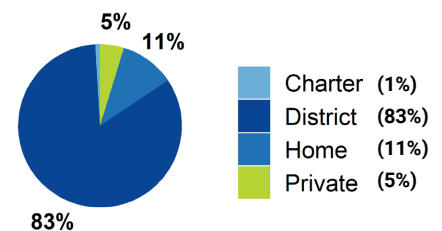
To meet state goals, each year Western Piedmont needs:

- **60%** of eligible 4-year-olds **enrolled in NC Pre-K program**, compared to **53%** statewide; 275 more needed to meet state goal of **75%**. 2023
- **28%** of 3-8 graders are earning college-and-career-ready scores (level 4 or 5) in **reading**, compared to **30%** statewide; 9,783 more needed to meet state goal of **73%**. 2023
- **36%** of 3-8 graders are earning college-and-career-ready scores (level 4 or 5) in **math**, compared to **35%** statewide; 10,902 more needed to meet state goal of **86%**. 2023
- **87%** of 9th graders **graduate within four years**, compared to **87%** statewide; 346 more needed to meet state goal of **95%**. 2023
- **23%** of students are **chronically absent from school**, compared to **27%** statewide; 6,182 less needed to meet state goal of **11%**. 2023
- **2%** of students **drop out of high school** (306 total students), compared to **2%** statewide. 2023

School Choice

57,473 total students were enrolled in K-12 in Western Piedmont in the 2022-23 school year.

Note: This profile focuses on outcomes of students enrolled in district schools.



Access to Postsecondary Credits

Students in Western Piedmont completed **21,472 Career & Technical Education (CTE) credentials (3,184 (15%) were industry-valued credentials) and 2,370 concentrations** in 2023. The top three CTE concentrations completed include Human Services; Health Science; and Architecture and Construction.

1,536 high school students took at least one **AP test (10%)** versus **16%** in the state (2023).

1,759 high school students participated in **Career & College Promise programs (49%)** versus **36%** in the state (2023).

For more information about each indicator, including data sources and methodology, visit:

dashboard.myfuturenc.org/county-data-and-resources/