

Allegheny County

myFutureNC 2024 Attainment Profiles



Boone-Wilkesboro
Prosperity Zone Sub-Region
Peer County Type: Rural - Non-Metro
Local Education Agencies: 1 (2023)
Charter Schools: 0 (2023)

2030 Proposed Allegheny County Attainment Goal: 1,066 (Stretch Goal: 1,097)

2030 State Attainment Goal: 2 million

Population Spotlight

2020 Census: 10,886
2022 Estimate: 11,185
Change: 299

Growth Rate

2.7% County vs. 2.5% State

\$49,524
Median Household Income (2022)
State: \$67,516

81%
Home Owners (2022)
State: 67%

34.5%
Child Poverty Rate (2022)
State: 17.2%

14.3%
Opportunity Youth Rate (2022)
State: 10.9%

70%
Households with Broadband (2022)
State: 77%

3.9%
Unemployment Rate (2022)
State: 3.7%


Educational Attainment

Allegheny County residents ages 25-44, 2022

Less than high school High school graduate (including GED) Some college, no credential Short-term credential Associate degree Bachelor's degree Graduate or professional degree

No Degree
1,406
62.3%

Have Degree or Credential
852
37.7%



Note: Numbers may not add up to 100% due to rounding

Top Opportunities for Growth

These three areas represent the biggest opportunities for Allegheny County to improve future attainment outcomes.



School Counselors

Allegheny County has a student-to-school counselor ratio of 435:1, above the rural - non-metro county average of 325:1.



First-Year Persistence

69% of Allegheny County high school graduates who enroll in postsecondary persist to their second year, below the state average of 83%.



Reading Performance

25% of Allegheny County 3-8 graders earn college-and-career-ready scores in Reading, below the state average of 30%.

Promising Attainment Practices

The new **Promising Attainment Practices Database** is a curated, searchable, and filterable collection of about 250 county, region, and state-level initiatives and programs that directly address various components of the state's attainment challenge. The Database allows local and regional initiative leaders and other stakeholders to identify groups across the state who are developing or operating initiatives designed to boost attainment.

Follow link to discover how Allegheny County has been meeting local needs:

https://dashboard.myfuturenc.org/promising-attainment-practices/?wdt_search=Allegheny

LABOR MARKET ALIGNMENT

In Boone-Wilkesboro Prosperity Zone Sub-Region:

83.4%

of postsecondary degrees and credentials conferred by regional institutions are aligned with labor market needs.

Top areas of misalignment:

Health Science below bachelor's
Transportation, Distribution & Logistics below bachelor's
Business Management & Administration bachelor's

17 Individuals served in an ApprenticeshipNC program in 2020

UNC and NC Community College Outcomes:

5,202 graduates in 2020

69% of 2016 graduates were employed in NC in 2021

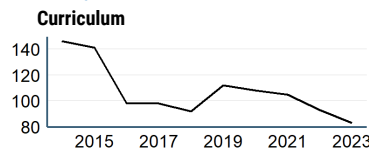
\$44,421 annual average earnings of graduates employed in NC (includes both part-time and full-time jobs)

42% of adults (ages 25-44) in Allegheny County earned a **family sustaining wage**, 2022

Allegheny County is served by:

High Country Workforce Development Board
High Country Council of Governments

UNC System College Enrollment



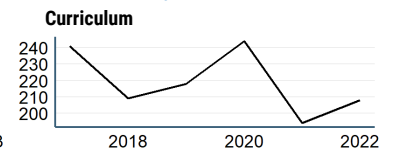
Top 3 Five-Star Jobs in Boone-Wilkesboro Prosperity Zone Sub-Region

Job Title	Annual Growth
Nurse Practitioners	4%
Logisticians	3%
Occupational Therapy Assistants	3%

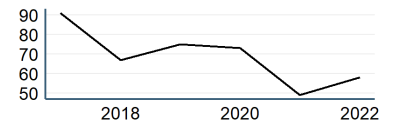
Top 3 Employers in Allegheny County

Employer	Employment Range
Allegheny County Board Of Education	250-499
Bottomley Enterprises Inc	100-249
Parkdale Mills Inc	100-249

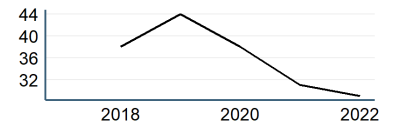
NC Community College Enrollment



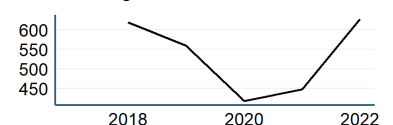
First-time Curriculum Enrollments



Basic Skills



Continuing Education



POSTSECONDARY COMPLETION

Adult Learners

Boone-Wilkesboro Sub-Prosperity Zone post-secondary enrollments in NC Community Colleges, Fall 2022

- 249 Basic Skills
- 2,980 Continuing Education
- 407 Curriculum

8% of Allegheny County residents have student loan debt; 0% of debt holders had student loans in default. 2022

Success of Allegheny County High School Graduates

- 69% of students who enroll persist to their second year versus 78% in peer counties. 2022
- 67% of students who enroll earn a degree or certificate within 6 years versus 55% in peer counties. 2022

Top destinations of all college-goers, Fall 2023

- 431 of all college-goers attended Wilkes CC
- 57 of all college-goers attended Surry CC
- 7 of all college-goers attended Appalachian State University

COLLEGE & CAREER ACCESS

- 72% of seniors completed the FAFSA in 2023, compared to 62% statewide; 7 more need to complete in 2023 to meet state goal of 80%. 2023
- 65% of graduates reported intentions to enroll in a postsecondary institution versus 68% in peer counties. 2022
- 53% of graduates enrolled in a postsecondary institution within 12 months versus 52% in peer counties. 2022

58% of Allegheny County students have parents with no college degree (either 2- or 4-year) versus 55% in peer counties.

ACADEMIC READINESS

How students in Allegheny County traditional schools are doing:

- Allegheny County has met the goal for Pre-K enrollment. (Goal: 75%). 2023
- 25% of 3-8 graders are earning college-and-career-ready scores (level 4 or 5) in reading, compared to 30% statewide; 367 more needed to meet state goal of 73%. 2023
- 32% of 3-8 graders are earning college-and-career-ready scores (level 4 or 5) in math, compared to 35% statewide; 329 more needed to meet state goal of 86%. 2023
- 87% of 9th graders graduate within four years, compared to 87% statewide; 9 more needed to meet state goal of 95%. 2023
- 25% of students are chronically absent from school, compared to 27% statewide; 204 less needed to meet state goal of 11%. 2023

Allegheny County has a student-to-school counselor ratio of 435:1 versus 325:1 in peer counties. 2023

1% of students drop out of high school (3 total students), compared to 2% statewide. 2023

Degree Credentials Awarded, 2022

763 certificate | 499 associate | 4,461 bachelor's

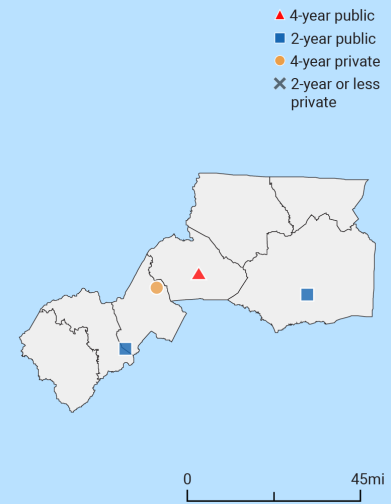
Postsecondary assets in Boone-Wilkesboro Prosperity Zone sub-region

Public, 4-year or above
Appalachian State University

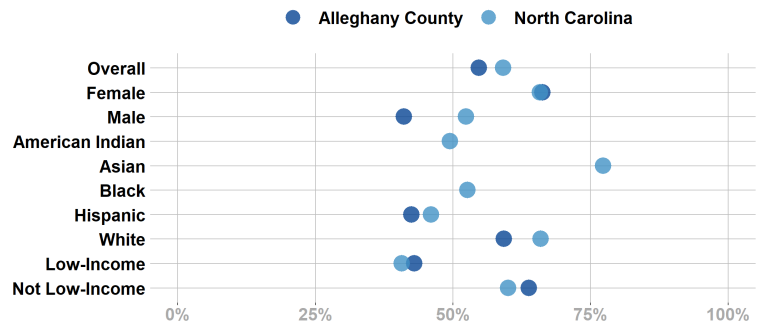
Public, 2-year
Mayland Community College, Wilkes Community College

Private not-for-profit, 4-year or above
Lees-McRae College

Private not-for-profit, 2-year



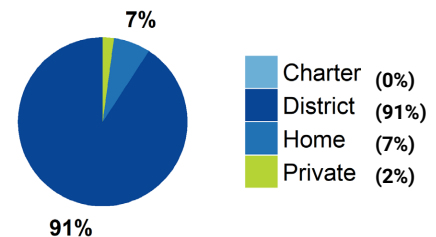
Postsecondary Enrollment Rates for Select Groups in Allegheny County, 2022



Note: Outcomes for groups with less than 10 students, <5% or >95% are not displayed.

School Choice

1,458 total students were enrolled in K-12 in Allegheny County in the 2022-23 school year.



Note: This profile focuses on outcomes of students enrolled in district schools.

Access to Postsecondary Credits

Students in Allegheny County completed 1,057 Career & Technical Education (CTE) credentials (223 (21%) were industry-valued credentials) and 146 concentrations in 2023. The top three CTE concentrations completed include Agricultural, Food, & Natural Resources; Human Services; and Arts, Audio/Video Technology, & Communications.

Less than 10 high school students took at least one AP test (NA) versus 8% in peer counties (2023).

55 high school students participated in Career & College Promise programs (56%) versus 51% in peer counties (2023).

For more information about each indicator, including data sources and methodology, visit:

dashboard.myfuturenc.org/county-data-and-resources/