

Anson County

myFutureNC 2024 Attainment Profiles



Charlotte
Prosperity Zone Sub-Region
Peer County Type: Rural - Metro
Local Education Agencies: 1 (2023)
Charter Schools: 0 (2023)

2030 Proposed Anson County Attainment Goal: 3,185 (Stretch Goal: 3,250)

2030 State Attainment Goal: 2 million

Population Spotlight

2020 Census: 22,052
2022 Estimate: 22,202
Change: 150

Growth Rate

0.7% County vs. 2.5% State



\$48,284
Median Household Income (2022)
State: \$67,516



67%
Home Owners (2022)
State: 67%



33.0%
Child Poverty Rate (2022)
State: 17.2%



10.3%
Opportunity Youth Rate (2022)
State: 10.9%



68%
Households with Broadband (2022)
State: 77%



4.4%
Unemployment Rate (2022)
State: 3.7%

Educational Attainment

Anson County residents ages 25-44, 2022

Less than high school High school graduate (including GED) Some college, no credential Short-term credential Associate degree Bachelor's degree Graduate or professional degree

No Degree
4,345
76.9%

Have Degree or Credential
1,308
23.1%



Note: Numbers may not add up to 100% due to rounding

Top Opportunities for Growth

These three areas represent the biggest opportunities for Anson County to improve future attainment outcomes.



Chronic Absenteeism

48% of Anson County students are chronically absent from school, above the rural - metro county average of 29%.



Math Performance

15% of Anson County 3-8 graders earn college-and-career-ready scores in Math, below the rural - metro county average of 30%.



FAFSA Completion

47% of Anson County high school seniors complete the FAFSA, below the rural - metro county average of 58%.

Promising Attainment Practices

The new **Promising Attainment Practices Database** is a curated, searchable, and filterable collection of about 250 county, region, and state-level initiatives and programs that directly address various components of the state's attainment challenge. The Database allows local and regional initiative leaders and other stakeholders to identify groups across the state who are developing or operating initiatives designed to boost attainment.

Follow link to discover how Anson County has been meeting local needs:

https://dashboard.myfuturenc.org/promising-attainment-practices/?wdt_search=Anson

LABOR MARKET ALIGNMENT

In Charlotte Prosperity Zone Sub-Region:

80.4%

of postsecondary degrees and credentials conferred by regional institutions are aligned with labor market needs.

Top areas of misalignment:

Business Management & Administration bachelor's
Finance bachelor's
Information Technology bachelor's

4,230 Individuals served in an ApprenticeshipNC program in 2020

UNC and NC Community College Outcomes:

12,495 graduates in 2020

74% of 2016 graduates were employed in NC in 2021

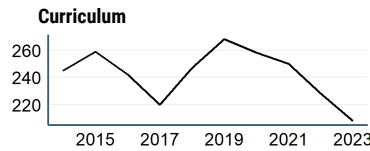
\$45,387 annual average earnings of graduates employed in NC (includes both part-time and full-time jobs)

35% of adults (ages 25-44) in Anson County earned a family sustaining wage, 2022

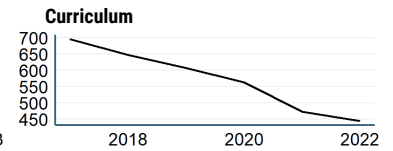
Anson County is served by:

Centralina Workforce Development Board
Centralina Regional Council

UNC System College Enrollment



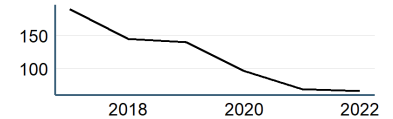
NC Community College Enrollment



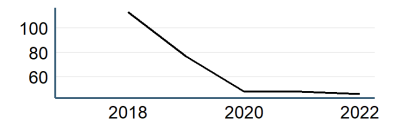
Top 3 Five-Star Jobs in Charlotte Prosperity Zone Sub-Region

Job Title	Annual Growth
Nurse Practitioners	5%
Data Scientists	4%
Logisticians	4%

First-time Curriculum Enrollments



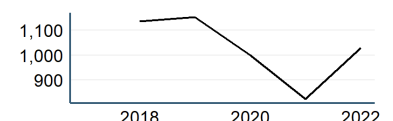
Basic Skills



Top 3 Employers in Anson County

Employer	Employment Range
Anson County Board Of Education Att	500-999
Peoplease Corporation	250-499
Dept Of Public Safety	250-499

Continuing Education



POSTSECONDARY COMPLETION

Adult Learners

Charlotte Sub-Prosperity Zone post-secondary enrollments in NC Community Colleges, Fall 2022

- 2,910 Basic Skills
- 29,351 Continuing Education
- 8,357 Curriculum

12% of Anson County residents have student loan debt; 10% of debt holders had student loans in default. 2022

Success of Anson County High School Graduates

- 68% of students who enroll persist to their second year versus 79% in peer counties. 2022
- 53% of students who enroll earn a degree or certificate within 6 years versus 56% in peer counties. 2022

Top destinations of all college-goers, Fall 2023

- 719 of all college-goers attended South Piedmont CC
- 121 of all college-goers attended Richmond CC
- 54 of all college-goers attended Stanly CC

COLLEGE & CAREER ACCESS

47% of seniors completed the FAFSA in 2023, compared to 62% statewide; 56 more need to complete in 2023 to meet state goal of 80%. 2023

55% of graduates reported intentions to enroll in a postsecondary institution versus 68% in peer counties. 2022

35% of graduates enrolled in a postsecondary institution within 12 months versus 51% in peer counties. 2022

65% of Anson County students have parents with no college degree (either 2- or 4-year) versus 55% in peer counties.

ACADEMIC READINESS

How students in Anson County traditional schools are doing:

- 61% of eligible 4-year-olds enrolled in NC Pre-K program, compared to 53% statewide; 24 more needed to meet state goal of 75%. 2023
- 16% of 3-8 graders are earning college-and-career-ready scores (level 4 or 5) in reading, compared to 30% statewide; 959 more needed to meet state goal of 73%. 2023
- 15% of 3-8 graders are earning college-and-career-ready scores (level 4 or 5) in math, compared to 35% statewide; 966 more needed to meet state goal of 86%. 2023
- 77% of 9th graders graduate within four years, compared to 87% statewide; 36 more needed to meet state goal of 95%. 2023
- 48% of students are chronically absent from school, compared to 27% statewide; 1,140 less needed to meet state goal of 11%. 2023

Anson County has a student-to-school counselor ratio of 242:1 versus 362:1 in peer counties. 2023

4% of students drop out of high school (33 total students), compared to 2% statewide. 2023

Degree Credentials Awarded, 2022

6,906 certificate | 6,066 associate | 9,125 bachelor's

Postsecondary assets in Charlotte Prosperity Zone sub-region

Public, 4-year or above

Carolinas College of Health Sciences, University of North Carolina at Charlotte

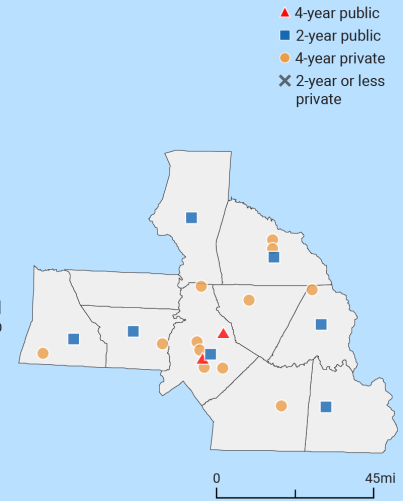
Public, 2-year

Central Piedmont Community College, Cleveland Community College, Gaston College, Mitchell Community College, Rowan-Cabarrus Community College, South Piedmont Community College, Stanly Community College

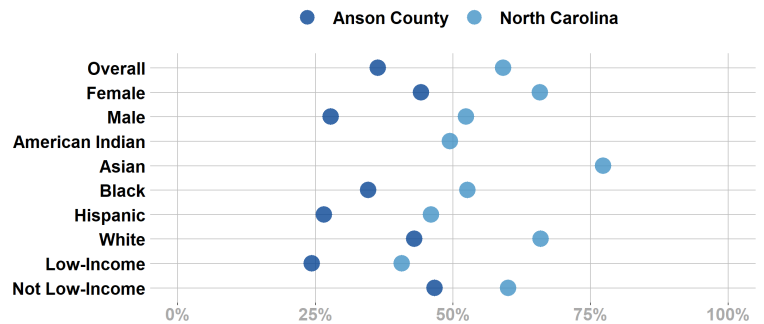
Private not-for-profit, 4-year or above

Belmont Abbey College, Cabarrus College of Health Sciences, Catawba College, Charlotte Christian College and Theological Seminary, Davidson College, Gardner-Webb University, Johnson & Wales University-Charlotte, Johnson C Smith University, Livingstone College, Pfeiffer University, Queens University of Charlotte, Wingate University

Private not-for-profit, 2-year



Postsecondary Enrollment Rates for Select Groups in Anson County, 2022

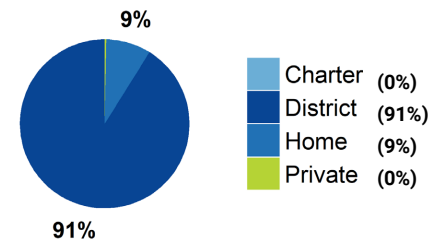


Note: Outcomes for groups with less than 10 students, <5% or >95% are not displayed.

School Choice

3,212 total students were enrolled in K-12 in Anson County in the 2022-23 school year.

Note: This profile focuses on outcomes of students enrolled in district schools.



Access to Postsecondary Credits

Students in Anson County completed 1,059 Career & Technical Education (CTE) credentials (85 (8%) were industry-valued credentials) and 151 concentrations in 2023. The top three CTE concentrations completed include Transportation, Distribution, & Logistics; Health Science; and Agricultural, Food, & Natural Resources.

43 high school students took at least one AP test (5%) versus 8% in peer counties (2023).

80 high school students participated in Career & College Promise programs (44%) versus 43% in peer counties (2023).

For more information about each indicator, including data sources and methodology, visit:

dashboard.myfuturenc.org/county-data-and-resources/