

Ashe County

myFutureNC 2024 Attainment Profiles



Boone-Wilkesboro
Prosperity Zone Sub-Region
Peer County Type: Rural - Non-Metro
Local Education Agencies: 1 (2023)
Charter Schools: 0 (2023)

2030 Proposed Ashe County Attainment Goal: 4,133 (Stretch Goal: 4,177)

2030 State Attainment Goal: 2 million

Population Spotlight

2020 Census: 26,581
2022 Estimate: 27,110
Change: 529

Growth Rate

2.0% County vs. 2.5% State



\$54,379
Median Household Income (2022)
State: \$67,516



80%
Home Owners (2022)
State: 67%



17.7%
Child Poverty Rate (2022)
State: 17.2%



5.5%
Opportunity Youth Rate (2022)
State: 10.9%



72%
Households with Broadband (2022)
State: 77%



3.4%
Unemployment Rate (2022)
State: 3.7%


Educational Attainment

Ashe County residents ages 25-44, 2022

Less than high school High school graduate (including GED) Some college, no credential Short-term credential Associate degree Bachelor's degree Graduate or professional degree

No Degree
3,206
56.1%

Have Degree or Credential
2,504
43.9%



Note: Numbers may not add up to 100% due to rounding

Top Opportunities for Growth

These three areas represent the biggest opportunities for Ashe County to improve future attainment outcomes.



Adult Learners

20% of Ashe County adults 25-44 have some college, no degree, above the rural - non-metro county average of 16%.



First-Year Persistence

80% of Ashe County high school graduates who enroll in postsecondary persist to their second year, below the state average of 83%.



Transition to Postsecondary

57% of Ashe County seniors enroll in postsecondary within 12 months of graduation, below the state average of 58%.

Promising Attainment Practices

The new Promising Attainment Practices Database is a curated, searchable, and filterable collection of about 250 county, region, and state-level initiatives and programs that directly address various components of the state's attainment challenge. The Database allows local and regional initiative leaders and other stakeholders to identify groups across the state who are developing or operating initiatives designed to boost attainment.

Follow link to discover how Ashe County has been meeting local needs:

https://dashboard.myfuturenc.org/promising-attainment-practices/?wdt_search=Ashe

LABOR MARKET ALIGNMENT

In Boone-Wilkesboro Prosperity Zone Sub-Region:

83.4%

of postsecondary degrees and credentials conferred by regional institutions are aligned with labor market needs.

Top areas of misalignment:

Health Science below bachelor's
Transportation, Distribution & Logistics below bachelor's
Business Management & Administration bachelor's



17 Individuals served in an ApprenticeshipNC program in 2020

UNC and NC Community College Outcomes:

5,202 graduates in 2020

69% of 2016 graduates were employed in NC in 2021

\$44,421 annual average earnings of graduates employed in NC (includes both part-time and full-time jobs)

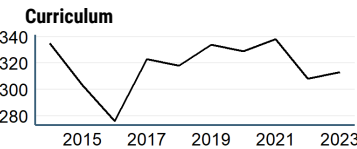


37% of adults (ages 25-44) in Ashe County earned a family sustaining wage, 2022

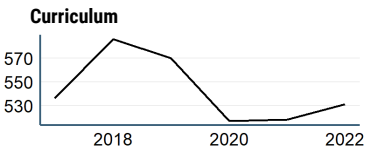
Ashe County is served by:

High Country Workforce Development Board
High Country Council of Governments

UNC System College Enrollment



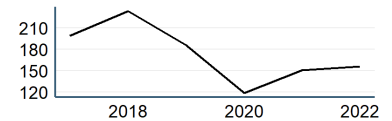
NC Community College Enrollment



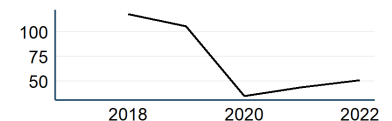
Top 3 Five-Star Jobs in Boone-Wilkesboro Prosperity Zone Sub-Region

Job Title	Annual Growth
Nurse Practitioners	4%
Logisticians	3%
Occupational Therapy Assistants	3%

First-time Curriculum Enrollments



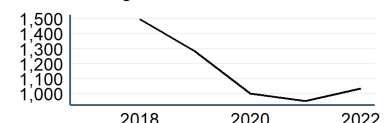
Basic Skills



Top 3 Employers in Ashe County

Employer	Employment Range
Ashe County Board Of Education	250-499
American Emergency Vehicles	250-499
James R Vannoy & Sons Construction	250-499

Continuing Education



Adult Learners

Boone-Wilkesboro Sub-Prosperity Zone post-secondary enrollments in NC Community Colleges, Fall 2022

- 249 Basic Skills
- 2,980 Continuing Education
- 407 Curriculum

7% of Ashe County residents have **student loan debt**; 11% of debt holders had **student loans in default**. 2022

Success of Ashe County High School Graduates

- 80% of students who enroll **persist to their second year** versus 78% in peer counties. 2022
- 71% of students who enroll **earn a degree or certificate** within 6 years versus 55% in peer counties. 2022

Top destinations of all college-goers, Fall 2023

- 900 of all college-goers attended **Wilkes CC**
- 100 of all college-goers attended **Caldwell CC and TI**
- 13 of all college-goers attended **Catawba Valley CC**

64% of seniors **completed the FAFSA** in 2023, compared to 62% statewide; 31 more need to complete in 2023 to meet state goal of 80%. 2023

69% of graduates reported **intentions to enroll** in a postsecondary institution versus 68% in peer counties. 2022

57% of graduates **enrolled in a postsecondary institution** within 12 months versus 52% in peer counties. 2022

42% of Ashe County students have **parents with no college degree** (either 2- or 4-year) versus 55% in peer counties.

How students in Ashe County traditional schools are doing:

- Ashe County has met the goal for **Pre-K enrollment**. (Goal: 75%). 2023
- 36% of 3-8 graders are earning college-and-career-ready scores (level 4 or 5) in **reading**, compared to 30% statewide; 597 more needed to meet state goal of 73%. 2023
- 46% of 3-8 graders are earning college-and-career-ready scores (level 4 or 5) in **math**, compared to 35% statewide; 484 more needed to meet state goal of 86%. 2023
- 88% of 9th graders **graduate within four years**, compared to 87% statewide; 16 more needed to meet state goal of 95%. 2023
- 21% of students are **chronically absent from school**, compared to 27% statewide; 290 less needed to meet state goal of 11%. 2023

Ashe County has a **student-to-school counselor ratio** of 295:1 versus 325:1 in peer counties. 2023

2% of students **drop out of high school** (20 total students), compared to 2% statewide. 2023

Degree Credentials Awarded, 2022

763 certificate | 499 associate | 4,461 bachelor's

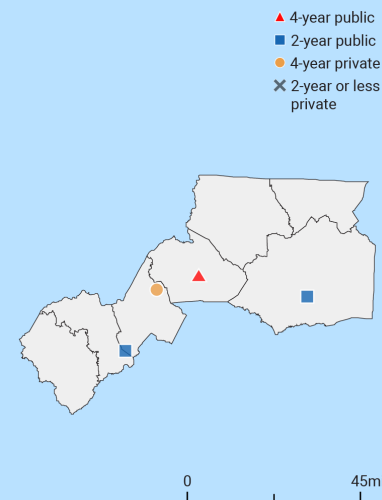
Postsecondary assets in Boone-Wilkesboro Prosperity Zone sub-region

Public, 4-year or above
Appalachian State University

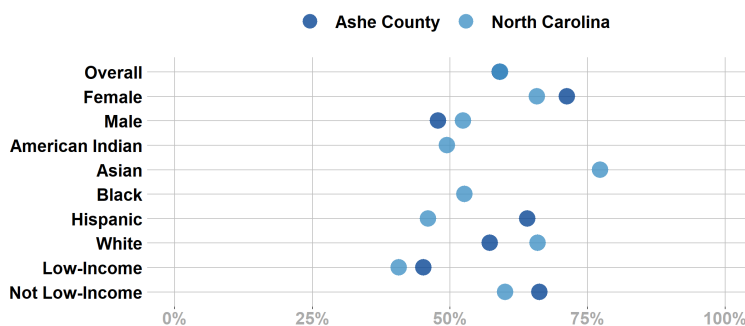
Public, 2-year
Mayland Community College, Wilkes Community College

Private not-for-profit, 4-year or above
Lees-McRae College

Private not-for-profit, 2-year



Postsecondary Enrollment Rates for Select Groups in Ashe County, 2022

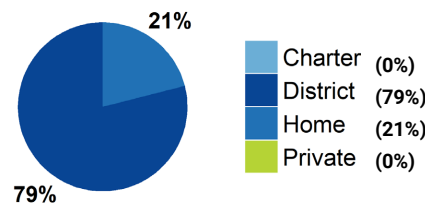


Note: Outcomes for groups with less than 10 students, <5% or >95% are not displayed.

School Choice

3,390 total students were enrolled in K-12 in Ashe County in the 2022-23 school year.

Note: This profile focuses on outcomes of students enrolled in district schools.



Access to Postsecondary Credits

Students in Ashe County completed 2,121 Career & Technical Education (CTE) credentials (121 (6%) were industry-valued credentials) and 169 concentrations in 2023. The top three CTE concentrations completed include Manufacturing; Agricultural, Food, & Natural Resources; and Health Science.

94 high school students took at least one **AP test** (10%) versus 8% in peer counties (2023).

108 high school students participated in **Career & College Promise programs** (52%) versus 51% in peer counties (2023).

For more information about each indicator, including data sources and methodology, visit:

dashboard.myfuturenc.org/county-data-and-resources/