

Beaufort County

myFutureNC 2024 Attainment Profiles



Greenville Prosperity Zone Sub-Region
Peer County Type: Rural - Non-Metro
Local Education Agencies: 1 (2023)
Charter Schools: 1 (2023)

2030 Proposed Beaufort County Attainment Goal: 5,588 (Stretch Goal: 5,674)

2030 State Attainment Goal: 2 million

Population Spotlight

2020 Census: 44,658
 2022 Estimate: 44,272
 Change: -386

Growth Rate

-0.9% vs. **2.5%**
 County State



\$54,415
 Median Household Income (2022)
 State: \$67,516



71%
 Home Owners (2022)
 State: 67%



28.8%
 Child Poverty Rate (2022)
 State: 17.2%



18.6%
 Opportunity Youth Rate (2022)
 State: 10.9%



66%
 Households with Broadband (2022)
 State: 77%



3.9%
 Unemployment Rate (2022)
 State: 3.7%

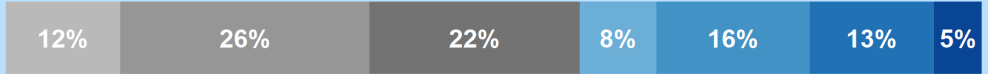
Educational Attainment

Beaufort County residents ages 25-44, 2022

Less than high school High school graduate (including GED) Some college, no credential Short-term credential Associate degree Bachelor's degree Graduate or professional degree

No Degree
5,515
 59.5%

Have Degree or Credential
3,755
 40.5%



Note: Numbers may not add up to 100% due to rounding

Top Opportunities for Growth

These three areas represent the biggest opportunities for Beaufort County to improve future attainment outcomes.



NC Pre-K Enrollment

52% of Beaufort County eligible 4-year-olds are enrolled in NC Pre-K, below the rural - non-metro county average of 68%.



FAFSA Completion

52% of Beaufort County high school seniors complete the FAFSA, below the rural - non-metro county average of 61%.



Adult Learners

22% of Beaufort County adults 25-44 have some college, no degree, above the rural - non-metro county average of 16%.

Promising Attainment Practices

The new **Promising Attainment Practices Database** is a curated, searchable, and filterable collection of about 250 county, region, and state-level initiatives and programs that directly address various components of the state's attainment challenge. The Database allows local and regional initiative leaders and other stakeholders to identify groups across the state who are developing or operating initiatives designed to boost attainment.

Follow link to discover how Beaufort County has been meeting local needs:

https://dashboard.myfuturenc.org/promising-attainment-practices/?wdt_search=Beaufort

LABOR MARKET ALIGNMENT

In Greenville Prosperity Zone Sub-Region:

85.4%

of postsecondary degrees and credentials conferred by regional institutions are aligned with labor market needs.

Top areas of misalignment:

Health Science below bachelor's
Transportation, Distribution & Logistics below bachelor's
Business Management & Administration bachelor's



402 Individuals served in an ApprenticeshipNC program in 2020

UNC and NC Community College Outcomes:

7,374 graduates in 2020

71% of 2016 graduates were employed in NC in 2021

\$46,194 annual average earnings of graduates employed in NC (includes both part-time and full-time jobs)

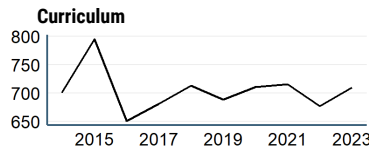


46% of adults (ages 25-44) in Beaufort County earned a **family sustaining wage**, 2022

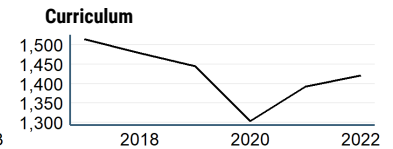
Beaufort County is served by:

Rivers East Workforce Development Board
Mid-East Commission

UNC System College Enrollment



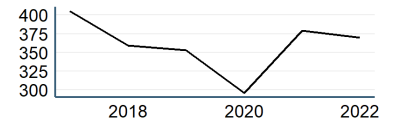
NC Community College Enrollment



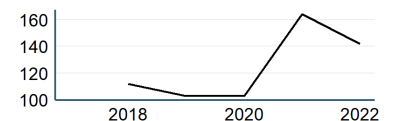
Top 3 Five-Star Jobs in Greenville Prosperity Zone Sub-Region

Job Title	Annual Growth
Nurse Practitioners	4%
Data Scientists	3%
Logisticians	3%

First-time Curriculum Enrollments



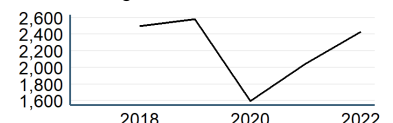
Basic Skills



Top 3 Employers in Beaufort County

Employer	Employment Range
Beaufort County Schools	500-999
Nutrien	500-999
Pamlico Air	500-999

Continuing Education



Adult Learners

Greenville Sub-Prosperity Zone post-secondary enrollments in NC Community Colleges, Fall 2022

- 451 Basic Skills
- 7,014 Continuing Education
- 2,424 Curriculum

10% of Beaufort County residents have **student loan debt**; **14%** of debt holders had **student loans in default**. 2022

Success of Beaufort County High School Graduates

- 75%** of students who enroll **persist to their second year** versus **78%** in peer counties. 2022
- 58%** of students who enroll **earn a degree or certificate** within 6 years versus **55%** in peer counties. 2022

Top destinations of all college-goers, Fall 2023

- 2,065** of all college-goers attended **Beaufort County CC**
- 350** of all college-goers attended **Pitt CC**
- 54** of all college-goers attended **Martin CC**

52% of seniors **completed the FAFSA** in 2023, compared to **62%** statewide; 121 more need to complete in 2023 to meet state goal of **80%**. 2023

82% of graduates reported **intentions to enroll** in a postsecondary institution versus **68%** in peer counties. 2022

53% of graduates **enrolled in a postsecondary institution** within 12 months versus **52%** in peer counties. 2022

46% of Beaufort County students have **parents with no college degree** (either 2- or 4-year) versus **55%** in peer counties.

How students in Beaufort County traditional schools are doing:

52% of eligible 4-year-olds **enrolled in NC Pre-K program**, compared to **53%** statewide; 59 more needed to meet state goal of **75%**. 2023

25% of 3-8 graders are earning college-and-career-ready scores (level 4 or 5) in **reading**, compared to **30%** statewide; 1,622 more needed to meet state goal of **73%**. 2023

32% of 3-8 graders are earning college-and-career-ready scores (level 4 or 5) in **math**, compared to **35%** statewide; 1,441 more needed to meet state goal of **86%**. 2023

85% of 9th graders **graduate within four years**, compared to **87%** statewide; 51 more needed to meet state goal of **95%**. 2023

24% of students are **chronically absent from school**, compared to **27%** statewide; 798 less needed to meet state goal of **11%**. 2023

Beaufort County has a **student-to-school counselor ratio** of **338:1** versus **325:1** in peer counties. 2023

2% of students **drop out of high school** (37 total students), compared to **2%** statewide. 2023

Degree Credentials Awarded, 2022

1,509 certificate | 1,805 associate | 4,867 bachelor's

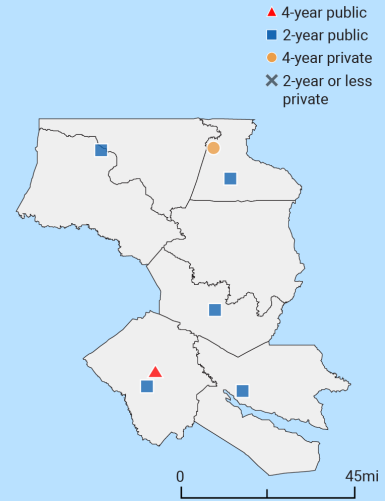
Postsecondary assets in Greenville Prosperity Zone sub-region

Public, 4-year or above
East Carolina University

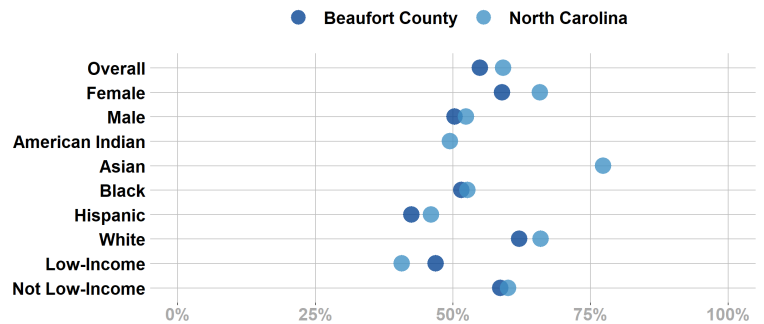
Public, 2-year
Beaufort County Community College, Halifax Community College, Martin Community College, Pitt Community College, Roanoke-Chowan Community College

Private not-for-profit, 4-year or above
Chowan University

Private not-for-profit, 2-year



Postsecondary Enrollment Rates for Select Groups in Beaufort County, 2022

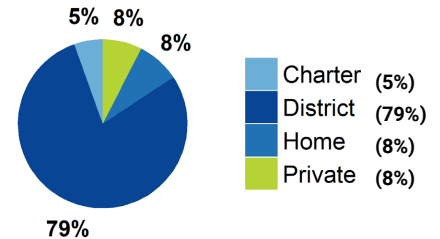


Note: Outcomes for groups with less than 10 students, <5% or >95% are not displayed.

School Choice

7,329 total students were enrolled in K-12 in Beaufort County in the 2022-23 school year.

Note: This profile focuses on outcomes of students enrolled in district schools.



Access to Postsecondary Credits

Students in Beaufort County completed **3,083 Career & Technical Education (CTE) credentials (369 (12%) were industry-valued credentials)** and **208 concentrations** in 2023. The top three CTE concentrations completed include Human Services; Health Science; and Manufacturing.

149 high school students took at least one **AP test (8%)** versus **8%** in peer counties (2023).

184 high school students participated in **Career & College Promise programs (40%)** versus **51%** in peer counties (2023).

For more information about each indicator, including data sources and methodology, visit:

dashboard.myfuturenc.org/county-data-and-resources/