

Bertie County

myFutureNC 2024 Attainment Profiles



Greenville
Prosperity Zone Sub-Region
Peer County Type: Rural - Non-Metro
Local Education Agencies: 1 (2023)
Charter Schools: 0 (2023)

2030 Proposed Bertie County Attainment Goal: 2,372 (Stretch Goal: 2,418)

2030 State Attainment Goal: 2 million

Population Spotlight

2020 Census: 17,934
2022 Estimate: 17,240
Change: -694

Growth Rate

-3.9% vs. 2.5%
County State



\$44,434
Median Household Income (2022)
State: \$67,516



75%
Home Owners (2022)
State: 67%



27.3%
Child Poverty Rate (2022)
State: 17.2%



18.5%
Opportunity Youth Rate (2022)
State: 10.9%



45%
Households with Broadband (2022)
State: 77%



4.9%
Unemployment Rate (2022)
State: 3.7%

Educational Attainment

Bertie County residents ages 25-44, 2022

Less than high school High school graduate (including GED) Some college, no credential Short-term credential Associate degree Bachelor's degree Graduate or professional degree

No Degree
2,726
63.2%

Have Degree or Credential
1,589
36.8%



Note: Numbers may not add up to 100% due to rounding

Top Opportunities for Growth

These three areas represent the biggest opportunities for Bertie County to improve future attainment outcomes.



Math Performance

16% of Bertie County 3-8 graders earn college-and-career-ready scores in Math, below the rural - non-metro county average of 29%.



School Counselors

Bertie County has a student-to-school counselor ratio of 434:1, above the rural - non-metro county average of 325:1.



Reading Performance

18% of Bertie County 3-8 graders earn college-and-career-ready scores in Reading, below the rural - non-metro county average of 25%.

Promising Attainment Practices

The new Promising Attainment Practices Database is a curated, searchable, and filterable collection of about 250 county, region, and state-level initiatives and programs that directly address various components of the state's attainment challenge. The Database allows local and regional initiative leaders and other stakeholders to identify groups across the state who are developing or operating initiatives designed to boost attainment.

Follow link to discover how Bertie County has been meeting local needs:

https://dashboard.myfuturenc.org/promising-attainment-practices/?wdt_search=Bertie

LABOR MARKET ALIGNMENT

In Greenville Prosperity Zone Sub-Region:

85.4%

of postsecondary degrees and credentials conferred by regional institutions are aligned with labor market needs.

Top areas of misalignment:

Health Science below bachelor's
Transportation, Distribution & Logistics below bachelor's
Business Management & Administration bachelor's



402 Individuals served in an ApprenticeshipNC program in 2020

UNC and NC Community College Outcomes:

7,374 graduates in 2020

71% of 2016 graduates were employed in NC in 2021

\$46,194 annual average earnings of graduates employed in NC (includes both part-time and full-time jobs)



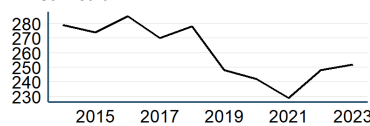
48% of adults (ages 25-44) in Bertie County earned a family sustaining wage, 2022

Bertie County is served by:

Rivers East Workforce Development Board
Mid-East Commission

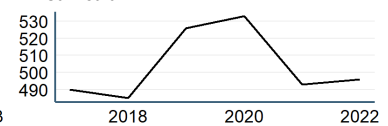
UNC System College Enrollment

Curriculum



NC Community College Enrollment

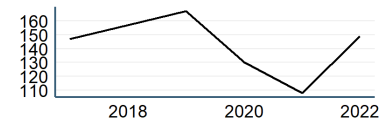
Curriculum



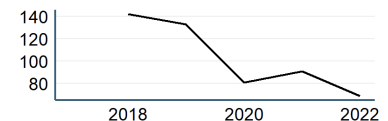
Top 3 Five-Star Jobs in Greenville Prosperity Zone Sub-Region

Job Title	Annual Growth
Nurse Practitioners	4%
Data Scientists	3%
Logisticians	3%

First-time Curriculum Enrollments



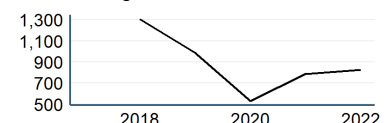
Basic Skills



Top 3 Employers in Bertie County

Employer	Employment Range
Perdue Farms Incorporated	1000+
Bertie County Board Of Education	250-499
Dept Of Public Safety	100-249

Continuing Education



Adult Learners

Greenville Sub-Prosperity Zone post-secondary enrollments in NC Community Colleges, Fall 2022

- 451 Basic Skills
- 7,014 Continuing Education
- 2,424 Curriculum

14% of Bertie County residents have **student loan debt**, 18% of debt holders had **student loans in default**. 2022

Success of Bertie County High School Graduates

- 73% of students who enroll **persist to their second year** versus 78% in peer counties. 2022
- 60% of students who enroll **earn a degree or certificate** within 6 years versus 55% in peer counties. 2022

Top destinations of all college-goers, Fall 2023

- 509 of all college-goers attended **Martin CC**
- 238 of all college-goers attended **Roanoke-Chowan CC**
- 97 of all college-goers attended **Pitt CC**

- 59% of seniors **completed the FAFSA** in 2023, compared to 62% statewide; 25 more need to complete in 2023 to meet state goal of 80%. 2023
- 52% of graduates reported **intentions to enroll** in a postsecondary institution versus 68% in peer counties. 2022
- 29% of graduates **enrolled in a postsecondary institution** within 12 months versus 52% in peer counties. 2022

46% of Bertie County students have **parents with no college degree** (either 2- or 4-year) versus 55% in peer counties.

How students in Bertie County traditional schools are doing:

- Bertie County has met the goal for **Pre-K enrollment**. (Goal: 75%). 2023
- 18% of 3-8 graders are earning college-and-career-ready scores (level 4 or 5) in **reading**, compared to 30% statewide; 539 more needed to meet state goal of 73%. 2023
- 16% of 3-8 graders are earning college-and-career-ready scores (level 4 or 5) in **math**, compared to 35% statewide; 550 more needed to meet state goal of 86%. 2023
- 89% of 9th graders **graduate within four years**, compared to 87% statewide; 8 more needed to meet state goal of 95%. 2023
- 36% of students are **chronically absent from school**, compared to 27% statewide; 469 less needed to meet state goal of 11%. 2023

Bertie County has a **student-to-school counselor ratio** of 434:1 versus 325:1 in peer counties. 2023

2% of students **drop out of high school** (14 total students), compared to 2% statewide. 2023

Degree Credentials Awarded, 2022

1,509 certificate | 1,805 associate | 4,867 bachelor's

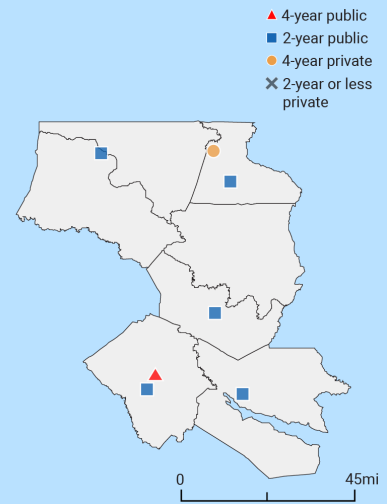
Postsecondary assets in Greenville Prosperity Zone sub-region

Public, 4-year or above
East Carolina University

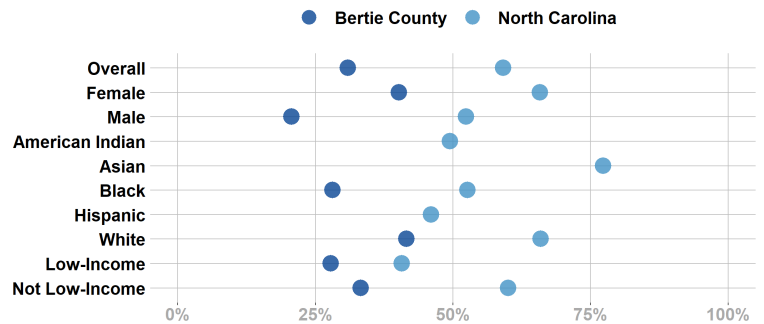
Public, 2-year
Beaufort County Community College, Halifax Community College, Martin Community College, Pitt Community College, Roanoke-Chowan Community College

Private not-for-profit, 4-year or above
Chowan University

Private not-for-profit, 2-year



Postsecondary Enrollment Rates for Select Groups in Bertie County, 2022

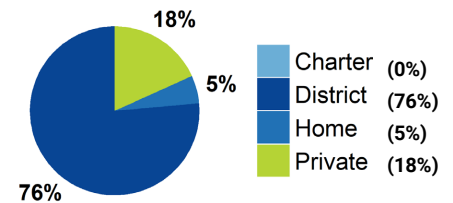


Note: Outcomes for groups with less than 10 students, <5% or >95% are not displayed.

School Choice

2,264 total students were enrolled in K-12 in Bertie County in the 2022-23 school year.

Note: This profile focuses on outcomes of students enrolled in district schools.



Access to Postsecondary Credits

Students in Bertie County completed 255 Career & Technical Education (CTE) credentials (40 (16%) were industry-valued credentials) and 121 concentrations in 2023. The top three CTE concentrations completed include Human Services; Science, Technology, Engineering, & Mathematics; and Health Science.

Less than 10 high school students took at least one AP test (NA) versus 8% in peer counties (2023).

87 high school students participated in Career & College Promise programs (67%) versus 51% in peer counties (2023).

For more information about each indicator, including data sources and methodology, visit:

dashboard.myfuturenc.org/county-data-and-resources/