

Brunswick County

myFutureNC 2024 Attainment Profiles



Wilmington
Prosperity Zone Sub-Region
Peer County Type: Rural - Metro
Local Education Agencies: 1 (2023)
Charter Schools: 2 (2023)

2030 Proposed Brunswick County Attainment Goal: 22,373 (Stretch Goal: 22,613)

2030 State Attainment Goal: 2 million

Population Spotlight

2020 Census: 136,694
2022 Estimate: 153,064
Change: 16,370

Growth Rate

12.0% County vs. 2.5% State



\$73,536
Median Household Income (2022)
State: \$67,516



84%
Home Owners (2022)
State: 67%



13.5%
Child Poverty Rate (2022)
State: 17.2%



12.4%
Opportunity Youth Rate (2022)
State: 10.9%



80%
Households with Broadband (2022)
State: 77%



4.7%
Unemployment Rate (2022)
State: 3.7%

Educational Attainment

Brunswick County residents ages 25-44, 2022

Less than high school High school graduate (including GED) Some college, no credential Short-term credential Associate degree Bachelor's degree Graduate or professional degree



No Degree
13,251
51.7%



Have Degree or Credential
12,365
48.3%



Note: Numbers may not add up to 100% due to rounding

Top Opportunities for Growth

These three areas represent the biggest opportunities for Brunswick County to improve future attainment outcomes.



NC Pre-K Enrollment

52% of Brunswick County eligible 4-year-olds are enrolled in NC Pre-K, below the rural - metro county average of 59%.



Chronic Absenteeism

32% of Brunswick County students are chronically absent from school, above the rural - metro county average of 29%.



High School Graduation

84% of Brunswick County 9th graders complete high school in 4 years or less, below the rural - metro county average of 85%.

Promising Attainment Practices

The new Promising Attainment Practices Database is a curated, searchable, and filterable collection of about 250 county, region, and state-level initiatives and programs that directly address various components of the state's attainment challenge. The Database allows local and regional initiative leaders and other stakeholders to identify groups across the state who are developing or operating initiatives designed to boost attainment.

Follow link to discover how Brunswick County has been meeting local needs:

https://dashboard.myfuturenc.org/promising-attainment-practices/?wdt_search=Brunswick

LABOR MARKET ALIGNMENT

In Wilmington Prosperity Zone Sub-Region:

83.8%

of postsecondary degrees and credentials conferred by regional institutions are aligned with labor market needs.

Top areas of misalignment:

Health Science below bachelor's
Transportation, Distribution & Logistics below bachelor's
Business Management & Administration bachelor's



273 Individuals served in an ApprenticeshipNC program in 2020

UNC and NC Community College Outcomes:

5,768 graduates in 2020

66% of 2016 graduates were employed in NC in 2021

\$44,807 annual average earnings of graduates employed in NC (includes both part-time and full-time jobs)

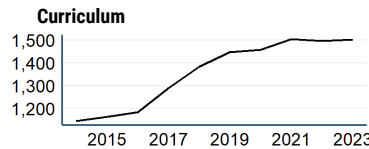


50% of adults (ages 25-44) in Brunswick County earned a family sustaining wage, 2022

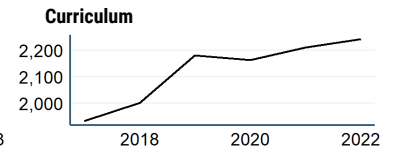
Brunswick County is served by:

Cape Fear Workforce Development Board
Cape Fear Council of Governments

UNC System College Enrollment



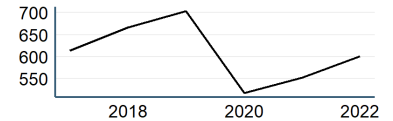
NC Community College Enrollment



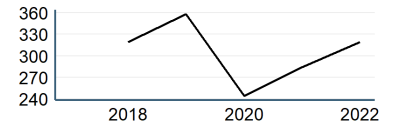
Top 3 Five-Star Jobs in Wilmington Prosperity Zone Sub-Region

Job Title	Annual Growth
Nurse Practitioners	4%
Data Scientists	4%
Web Developers	4%

First-time Curriculum Enrollments



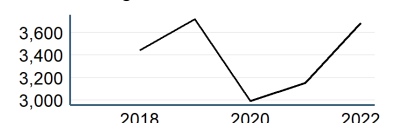
Basic Skills



Top 3 Employers in Brunswick County

Employer	Employment Range
Brunswick County Board Of Education	1000+
County Of Brunswick	1000+
Wal-Mart Associates Inc.	500-999

Continuing Education



Adult Learners

Wilmington Sub-Prosperity Zone post-secondary enrollments in NC Community Colleges, Fall 2022

- 381 Basic Skills
- 6,638 Continuing Education
- 1,928 Curriculum

11% of Brunswick County residents have **student loan debt**; **7%** of debt holders had **student loans in default**. 2022

Success of Brunswick County High School Graduates

- 78%** of students who enroll **persist to their second year** versus **79%** in peer counties. 2022
- 54%** of students who enroll **earn a degree or certificate** within 6 years versus **56%** in peer counties. 2022

Top destinations of all college-goers, Fall 2023

- 2,686** of all college-goers attended **Brunswick CC**
- 1,229** of all college-goers attended **Cape Fear CC**
- 115** of all college-goers attended **Southeastern CC**

59% of seniors **completed the FAFSA** in 2023, compared to **62%** statewide; 186 more need to complete in 2023 to meet state goal of **80%**. 2023

68% of graduates reported **intentions to enroll** in a postsecondary institution versus **68%** in peer counties. 2022

53% of graduates **enrolled in a postsecondary institution** within 12 months versus **51%** in peer counties. 2022

45% of Brunswick County students have **parents with no college degree** (either 2- or 4-year) versus **55%** in peer counties.

How students in Brunswick County traditional schools are doing:

52% of eligible 4-year-olds **enrolled in NC Pre-K program**, compared to **53%** statewide; 100 more needed to meet state goal of **75%**. 2023

30% of 3-8 graders are earning college-and-career-ready scores (level 4 or 5) in **reading**, compared to **30%** statewide; 3,245 more needed to meet state goal of **73%**. 2023

37% of 3-8 graders are earning college-and-career-ready scores (level 4 or 5) in **math**, compared to **35%** statewide; 2,808 more needed to meet state goal of **86%**. 2023

84% of 9th graders **graduate within four years**, compared to **87%** statewide; 129 more needed to meet state goal of **95%**. 2023

32% of students are **chronically absent from school**, compared to **27%** statewide; 2,853 less needed to meet state goal of **11%**. 2023

Brunswick County has a **student-to-school counselor ratio** of **364:1** versus **362:1** in peer counties. 2023

2% of students **drop out of high school** (80 total students), compared to **2%** statewide. 2023

Degree Credentials Awarded, 2022

911 certificate | 1,617 associate | 3,674 bachelor's

Postsecondary assets in Wilmington Prosperity Zone sub-region

Public, 4-year or above

University of North Carolina Wilmington

Public, 2-year

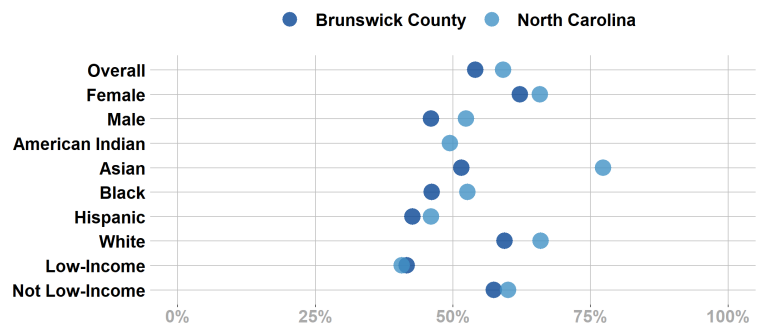
Brunswick Community College, Cape Fear Community College

Private not-for-profit, 4-year or above

Private not-for-profit, 2-year



Postsecondary Enrollment Rates for Select Groups in Brunswick County, 2022

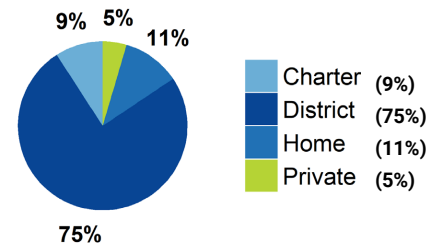


Note: Outcomes for groups with less than 10 students, <5% or >95% are not displayed.

School Choice

17,001 total students were enrolled in K-12 in Brunswick County in the 2022-23 school year.

Note: This profile focuses on outcomes of students enrolled in district schools.



Access to Postsecondary Credits

Students in Brunswick County completed **4,585 Career & Technical Education (CTE) credentials (350 (8%) were industry-valued credentials) and 475 concentrations** in 2023. The top three CTE concentrations completed include Human Services; Agricultural, Food, & Natural Resources; and Health Science.

395 high school students took at least one **AP test (10%)** versus **8%** in peer counties (2023).

358 high school students participated in **Career & College Promise programs (36%)** versus **43%** in peer counties (2023).

For more information about each indicator, including data sources and methodology, visit:

dashboard.myfuturenc.org/county-data-and-resources/