

Cabarrus County

myFutureNC 2024 Attainment Profiles



Charlotte
Prosperity Zone Sub-Region
Peer County Type: Suburban
Local Education Agencies: 2 (2023)
Charter Schools: 4 (2023)

2030 Proposed Cabarrus County Attainment Goal: 49,862 (Stretch Goal: 50,188)

2030 State Attainment Goal: 2 million

Population Spotlight

2020 Census: 225,807
2022 Estimate: 235,797
Change: 9,990

Growth Rate

4.4% County vs. 2.5% State



\$79,649
Median Household Income (2022)
State: \$67,516



73%
Home Owners (2022)
State: 67%



11.5%
Child Poverty Rate (2022)
State: 17.2%



13.8%
Opportunity Youth Rate (2022)
State: 10.9%



77%
Households with Broadband (2022)
State: 77%



3.4%
Unemployment Rate (2022)
State: 3.7%

Educational Attainment

Cabarrus County residents ages 25-44, 2022

Less than high school High school graduate (including GED) Some college, no credential Short-term credential Associate degree Bachelor's degree Graduate or professional degree



No Degree
25,126
41.2%



Have Degree or Credential
35,925
58.8%



Note: Numbers may not add up to 100% due to rounding

Top Opportunities for Growth

These three areas represent the biggest opportunities for Cabarrus County to improve future attainment outcomes.



School Counselors

Cabarrus County has a student-to-school counselor ratio of 377:1, above the suburban county average of 327:1.



NC Pre-K Enrollment

47% of Cabarrus County eligible 4-year-olds are enrolled in NC Pre-K, below the state average of 53%.



First-Year Persistence

81% of Cabarrus County high school graduates who enroll in postsecondary persist to their second year, below the state average of 83%.

Promising Attainment Practices

The new **Promising Attainment Practices Database** is a curated, searchable, and filterable collection of about 250 county, region, and state-level initiatives and programs that directly address various components of the state's attainment challenge. The Database allows local and regional initiative leaders and other stakeholders to identify groups across the state who are developing or operating initiatives designed to boost attainment.

Follow link to discover how Cabarrus County has been meeting local needs:

https://dashboard.myfuturenc.org/promising-attainment-practices/?wdt_search=Cabarrus

LABOR MARKET ALIGNMENT

In Charlotte Prosperity Zone Sub-Region:

80.4%

of postsecondary degrees and credentials conferred by regional institutions are aligned with labor market needs.

Top areas of misalignment:

Business Management & Administration bachelor's
Finance bachelor's
Information Technology bachelor's



4,230 Individuals served in an ApprenticeshipNC program in 2020

UNC and NC Community College Outcomes:

12,495 graduates in 2020

74% of 2016 graduates were employed in NC in 2021

\$45,387 annual average earnings of graduates employed in NC (includes both part-time and full-time jobs)

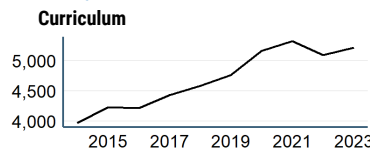


60% of adults (ages 25-44) in Cabarrus County earned a family sustaining wage, 2022

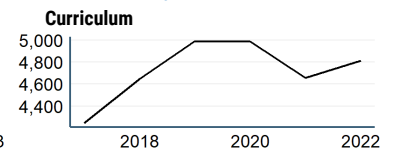
Cabarrus County is served by:

Centralina Workforce Development Board
Centralina Regional Council

UNC System College Enrollment



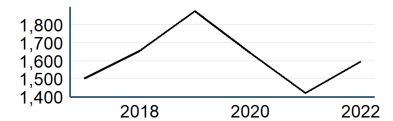
NC Community College Enrollment



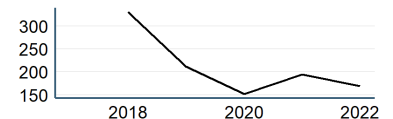
Top 3 Five-Star Jobs in Charlotte Prosperity Zone Sub-Region

Job Title	Annual Growth
Nurse Practitioners	5%
Data Scientists	4%
Logisticians	4%

First-time Curriculum Enrollments



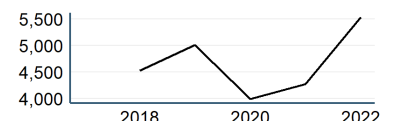
Basic Skills



Top 3 Employers in Cabarrus County

Employer	Employment Range
Cabarrus County Schools	1000+
Atrium Health	1000+
Amazon.Com Services Inc	1000+

Continuing Education



POSTSECONDARY COMPLETION

Adult Learners

Charlotte Sub-Prosperity Zone post-secondary enrollments in NC Community Colleges, Fall 2022

- 2,910 Basic Skills
- 29,351 Continuing Education
- 8,357 Curriculum

16% of Cabarrus County residents have student loan debt; 7% of debt holders had student loans in default. 2022

Success of Cabarrus County High School Graduates

- 81% of students who enroll persist to their second year versus 82% in peer counties. 2022
- 62% of students who enroll earn a degree or certificate within 6 years versus 60% in peer counties. 2022

Top destinations of all college-goers, Fall 2023

- 5,360 of all college-goers attended Rowan-Cabarrus CC
- 1,252 of all college-goers attended Central Piedmont CC
- 302 of all college-goers attended Stanly CC

COLLEGE & CAREER ACCESS

63% of seniors completed the FAFSA in 2023, compared to 62% statewide; 479 more need to complete in 2023 to meet state goal of 80%. 2023

74% of graduates reported intentions to enroll in a postsecondary institution versus 73% in peer counties. 2022

57% of graduates enrolled in a postsecondary institution within 12 months versus 57% in peer counties. 2022

37% of Cabarrus County students have parents with no college degree (either 2- or 4-year) versus 48% in peer counties.

ACADEMIC READINESS

How students in Cabarrus County traditional schools are doing:

47% of eligible 4-year-olds enrolled in NC Pre-K program, compared to 53% statewide; 211 more needed to meet state goal of 75%. 2023

35% of 3-8 graders are earning college-and-career-ready scores (level 4 or 5) in reading, compared to 30% statewide; 9,350 more needed to meet state goal of 73%. 2023

41% of 3-8 graders are earning college-and-career-ready scores (level 4 or 5) in math, compared to 35% statewide; 8,213 more needed to meet state goal of 86%. 2023

89% of 9th graders graduate within four years, compared to 87% statewide; 213 more needed to meet state goal of 95%. 2023

22% of students are chronically absent from school, compared to 27% statewide; 4,780 less needed to meet state goal of 11%. 2023

Cabarrus County has a student-to-school counselor ratio of 377:1 versus 327:1 in peer counties. 2023

2% of students drop out of high school (252 total students), compared to 2% statewide. 2023

Degree Credentials Awarded, 2022

6,906 certificate | 6,066 associate | 9,125 bachelor's

Postsecondary assets in Charlotte Prosperity Zone sub-region

Public, 4-year or above

Carolinas College of Health Sciences, University of North Carolina at Charlotte

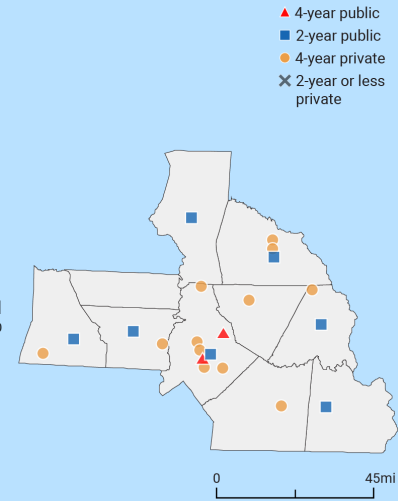
Public, 2-year

Central Piedmont Community College, Cleveland Community College, Gaston College, Mitchell Community College, Rowan-Cabarrus Community College, South Piedmont Community College, Stanly Community College

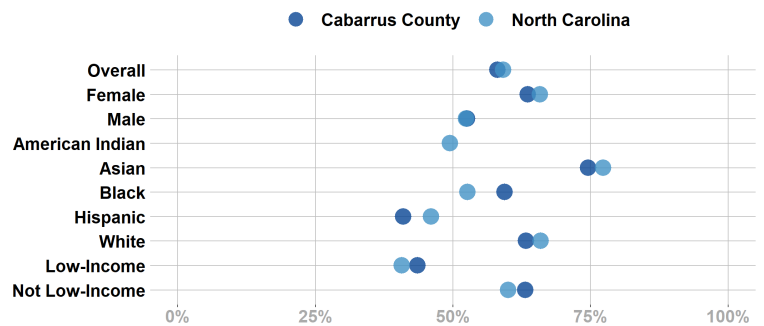
Private not-for-profit, 4-year or above

Belmont Abbey College, Cabarrus College of Health Sciences, Catawba College, Charlotte Christian College and Theological Seminary, Davidson College, Gardner-Webb University, Johnson & Wales University-Charlotte, Johnson C Smith University, Livingstone College, Pfeiffer University, Queens University of Charlotte, Wingate University

Private not-for-profit, 2-year



Postsecondary Enrollment Rates for Select Groups in Cabarrus County, 2022

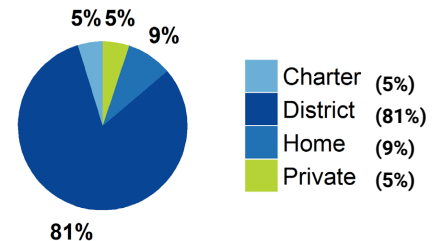


Note: Outcomes for groups with less than 10 students, <5% or >95% are not displayed.

School Choice

49,047 total students were enrolled in K-12 in Cabarrus County in the 2022-23 school year.

Note: This profile focuses on outcomes of students enrolled in district schools.



Access to Postsecondary Credits

Students in Cabarrus County completed 5,518 Career & Technical Education (CTE) credentials (1,815 (33%) were industry-valued credentials) and 2,059 concentrations in 2023. The top three CTE concentrations completed include Human Services; Health Science; and Architecture and Construction.

1,953 high school students took at least one AP test (15%) versus 15% in peer counties (2023).

2,077 high school students participated in Career & College Promise programs (69%) versus 39% in peer counties (2023).

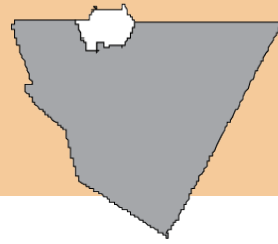
For more information about each indicator, including data sources and methodology, visit:

dashboard.myfuturenc.org/county-data-and-resources/

City/District School Profile

Cabarrus County Schools | 2022-2023

This profile is a supplement to the County Profiles



□ district boundary

Total Schools: 44 Total Students: 34,640

ACADEMIC READINESS

How students in Cabarrus County Schools are currently doing:

- **38%** of 3-8 graders are earning college-and-career-ready scores (level 4 or 5) in **reading**, compared to **30%** statewide; 5,600 more needed to meet state goal of **73%**. 2023
- **45%** of 3-8 graders are earning college-and-career-ready scores (level 4 or 5) in **math**, compared to **35%** statewide; 6,608 more needed to meet state goal of **86%**. 2023
- **89%** of 9th graders **graduate within four years**, compared to **87%** statewide; 173 more needed to meet state goal of **95%**. 2023
- **21%** of students are **chronically absent from school**, compared to **27%** statewide; 3,690 less needed to meet state goal of **11%**. 2023



Cabarrus County Schools has a **student-to-school counselor ratio** of **369:1**. 2023

Access to Postsecondary Credits

Students in Cabarrus County Schools completed **4,715 Career & Technical Education (CTE) credentials (1,638 (35%) were industry-valued credentials) and 1,861 concentrations** in 2023. The top three CTE concentrations completed include Human Services; Health Science; and Architecture and Construction.



1,798 high school students took at least one **AP test (16%) (2023)**.



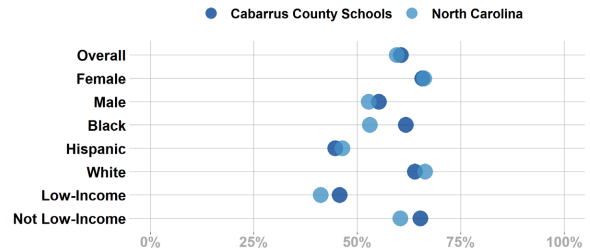
1,986 high school students participated in **Career & College Promise programs (76%) (2023)**.

COLLEGE & CAREER ACCESS

How students in Cabarrus County Schools are planning for and enrolling in college:

- **64%** of seniors **completed the FAFSA** in 2023, compared to **62%** statewide; 407 more need to complete in 2023 to meet state goal of **80%**. 2023
- **76%** of graduates reported **intentions to enroll** in a postsecondary institution. 2022
- **59%** of graduates **enrolled in a postsecondary institution** within 12 months. 2022

Postsecondary Enrollment Rates (within 12 months) for Select Groups in Cabarrus County Schools, 2022



Note: Outcomes for groups with less than 10 students, <5% or >95% are not displayed.

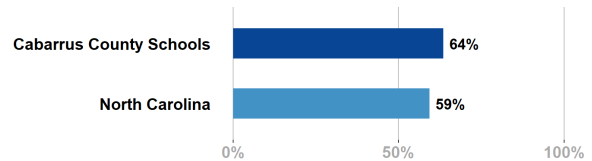
POSTSECONDARY COMPLETION

Top destinations of all college-goers, Fall 2023

- Rowan-Cabarrus CC
- Central Piedmont CC
- Stanly CC

- **82%** of college students **persist to their second year** of attendance. 2022

Percentage of students enrolled in North Carolina postsecondary institution who graduate within 6 years of enrollment, 2022



** Observations <10 or no data available

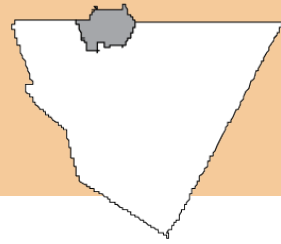
For more information about each indicator, including data sources and methodology, visit:

dashboard.myfuturenc.org/county-data-and-resources/

City/District School Profile

Kannapolis City Schools | 2022-2023

This profile is a supplement to the County Profiles



□ district boundary

Total Schools: 8 Total Students: 5,350

ACADEMIC READINESS

How students in Kannapolis City Schools are currently doing:

- **17%** of 3-8 graders are earning college-and-career-ready scores (level 4 or 5) in **reading**, compared to **30%** statewide; 1,351 more needed to meet state goal of **73%**. 2023
- **20%** of 3-8 graders are earning college-and-career-ready scores (level 4 or 5) in **math**, compared to **35%** statewide; 1,605 more needed to meet state goal of **86%**. 2023
- **86%** of 9th graders **graduate within four years**, compared to **87%** statewide; 40 more needed to meet state goal of **95%**. 2023
- **30%** of students are **chronically absent from school**, compared to **27%** statewide; 1,089 less needed to meet state goal of **11%**. 2023



Kannapolis City Schools has a **student-to-school counselor ratio** of **446:1**. 2023

Access to Postsecondary Credits

Students in Kannapolis City Schools completed **803 Career & Technical Education (CTE) credentials (177 (22%) were industry-valued credentials) and 198 concentrations** in 2023. The top three CTE concentrations completed include Architecture and Construction; Science, Technology, Engineering, & Mathematics; and Health Science.



155 high school students took at least one **AP test (9%) (2023)**.



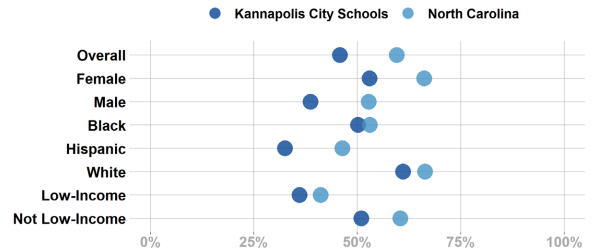
91 high school students participated in **Career & College Promise programs (23%) (2023)**.

COLLEGE & CAREER ACCESS

How students in Kannapolis City Schools are planning for and enrolling in college:

- **59%** of seniors **completed the FAFSA** in 2023, compared to **62%** statewide; 73 more need to complete in 2023 to meet state goal of **80%**. 2023
- **61%** of graduates reported **intentions to enroll** in a postsecondary institution. 2022
- **44%** of graduates **enrolled in a postsecondary institution** within 12 months. 2022

Postsecondary Enrollment Rates (within 12 months) for Select Groups in Kannapolis City Schools, 2022



Note: Outcomes for groups with less than 10 students, <5% or >95% are not displayed.

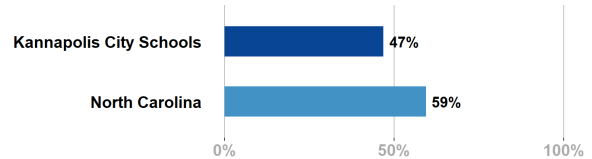
POSTSECONDARY COMPLETION

Top destinations of all college-goers, Fall 2023

- Rowan-Cabarrus CC
- Central Piedmont CC
- Stanly CC

- **66%** of college students **persist to their second year** of attendance. 2022

Percentage of students enrolled in North Carolina postsecondary institution who graduate within 6 years of enrollment, 2022



** Observations <10 or no data available

For more information about each indicator, including data sources and methodology, visit:

dashboard.myfuturenc.org/county-data-and-resources/