

# Camden County

myFutureNC 2024 Attainment Profiles



Elizabeth City Prosperity Zone Sub-Region  
**Peer County Type:** Rural - Metro  
**Local Education Agencies:** 1 (2023)  
**Charter Schools:** 0 (2023)

2030 Proposed Camden County Attainment Goal: 1,683 (Stretch Goal: 1,707)

2030 State Attainment Goal: 2 million

## Population Spotlight

2020 Census: 10,357  
 2022 Estimate: 11,088  
 Change: 731

## Growth Rate

**7.1%** County vs. **2.5%** State



**\$82,620**  
 Median Household Income (2022)  
 State: \$67,516



**84%**  
 Home Owners (2022)  
 State: 67%



**7.1%**  
 Child Poverty Rate (2022)  
 State: 17.2%



**9.9%**  
 Opportunity Youth Rate (2022)  
 State: 10.9%



**75%**  
 Households with Broadband (2022)  
 State: 77%



**3.8%**  
 Unemployment Rate (2022)  
 State: 3.7%

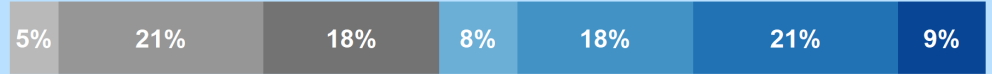
## Educational Attainment

Camden County residents ages 25-44, 2022

Less than high school High school graduate (including GED) Some college, no credential Short-term credential Associate degree Bachelor's degree Graduate or professional degree

**No Degree**  
**1,137**  
 44.5%

**Have Degree or Credential**  
**1,419**  
 55.5%



Note: Numbers may not add up to 100% due to rounding

## Top Opportunities for Growth

These three areas represent the biggest opportunities for Camden County to improve future attainment outcomes.



### FAFSA Completion

50% of Camden County high school seniors complete the FAFSA, below the rural - metro county average of 58%.



### School Counselors

Camden County has a student-to-school counselor ratio of 469:1, above the rural - metro county average of 362:1.



### Earning College Credit in High School

<5% of Camden County high school students took at least one AP exam, below the rural - metro county average of 8%. Also, 42% of graduates participated in the Career & College Promise programs, below the peer county average of 43%.

## Promising Attainment Practices

The new **Promising Attainment Practices Database** is a curated, searchable, and filterable collection of about 250 county, region, and state-level initiatives and programs that directly address various components of the state's attainment challenge. The Database allows local and regional initiative leaders and other stakeholders to identify groups across the state who are developing or operating initiatives designed to boost attainment.

Follow link to discover how Camden County has been meeting local needs:

[https://dashboard.myfuturenc.org/promising-attainment-practices/?wdt\\_search=Camden](https://dashboard.myfuturenc.org/promising-attainment-practices/?wdt_search=Camden)

## LABOR MARKET ALIGNMENT

### In Elizabeth City Prosperity Zone Sub-Region:

**72.2%**

of postsecondary degrees and credentials conferred by regional institutions are aligned with labor market needs.

#### Top areas of misalignment:

**Transportation, Distribution & Logistics** below bachelor's  
**Health Science** below bachelor's  
**Business Management & Administration** bachelor's

**13** Individuals served in an ApprenticeshipNC program in 2020

### UNC and NC Community College Outcomes:

**632** graduates in 2020

**62%** of 2016 graduates were employed in NC in 2021

**\$33,554** annual average earnings of graduates employed in NC (includes both part-time and full-time jobs)

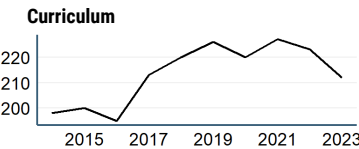


**52%** of adults (ages 25-44) in Camden County earned a **family sustaining wage**, 2022

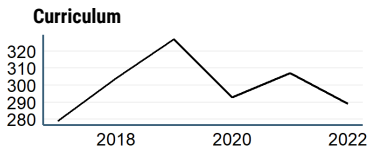
### Camden County is served by:

Northeastern Workforce Development Board  
 Albemarle Commission

### UNC System College Enrollment



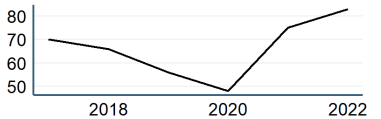
### NC Community College Enrollment



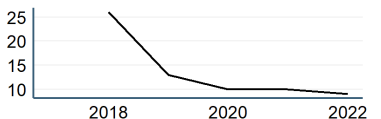
### Top 3 Five-Star Jobs in Elizabeth City Prosperity Zone Sub-Region

Job Title	Annual Growth
Nurse Practitioners	4%
Medical and Health Services Managers	3%
Logisticians	2%

### First-time Curriculum Enrollments



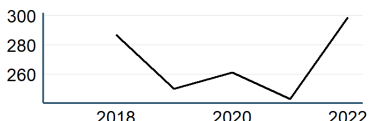
### Basic Skills



### Top 3 Employers in Camden County

Employer	Employment Range
Camden County Board Of Education	250-499
County Of Camden	100-249
Frog Island Seafood Inc	Below 50

### Continuing Education



### Adult Learners

Elizabeth City Sub-Prosperity Zone post-secondary enrollments in NC Community Colleges, Fall 2022

- 90 Basic Skills
- 2,045 Continuing Education
- 388 Curriculum

15% of Camden County residents have student loan debt; 7% of debt holders had student loans in default. 2022

### Success of Camden County High School Graduates

- 86% of students who enroll persist to their second year versus 79% in peer counties. 2022
- 66% of students who enroll earn a degree or certificate within 6 years versus 56% in peer counties. 2022

### Top destinations of all college-goers, Fall 2023

- 379 of all college-goers attended College of The Albemarle
- 23 of all college-goers attended Pitt CC
- 10 of all college-goers attended Elizabeth City State University

50% of seniors completed the FAFSA in 2023, compared to 62% statewide; 38 more need to complete in 2023 to meet state goal of 80%. 2023

70% of graduates reported intentions to enroll in a postsecondary institution versus 68% in peer counties. 2022

53% of graduates enrolled in a postsecondary institution within 12 months versus 51% in peer counties. 2022

52% of Camden County students have parents with no college degree (either 2- or 4-year) versus 55% in peer counties.

### How students in Camden County traditional schools are doing:

Camden County has met the goal for Pre-K enrollment. (Goal: 75%). 2023

41% of 3-8 graders are earning college-and-career-ready scores (level 4 or 5) in reading, compared to 30% statewide; 385 more needed to meet state goal of 73%. 2023

48% of 3-8 graders are earning college-and-career-ready scores (level 4 or 5) in math, compared to 35% statewide; 324 more needed to meet state goal of 86%. 2023

92% of 9th graders graduate within four years, compared to 87% statewide; 5 more needed to meet state goal of 95%. 2023

17% of students are chronically absent from school, compared to 27% statewide; 117 less needed to meet state goal of 11%. 2023

Camden County has a student-to-school counselor ratio of 469:1 versus 362:1 in peer counties. 2023

1% of students drop out of high school (7 total students), compared to 2% statewide. 2023

### Degree Credentials Awarded, 2022

274 certificate | 349 associate | 331 bachelor's

### Postsecondary assets in Elizabeth City Prosperity Zone sub-region

Public, 4-year or above  
Elizabeth City State University

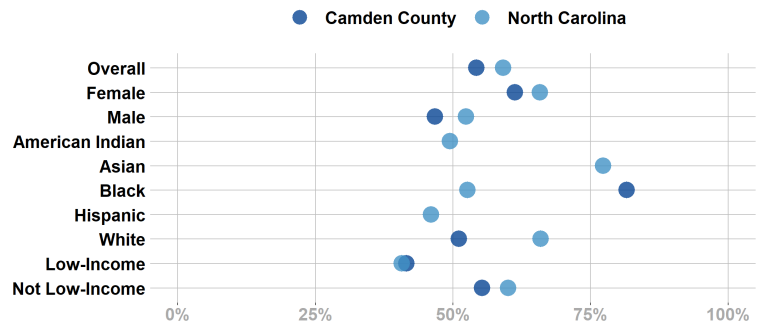
Public, 2-year  
College of the Albemarle

Private not-for-profit, 4-year or above  
Mid-Atlantic Christian University

Private not-for-profit, 2-year



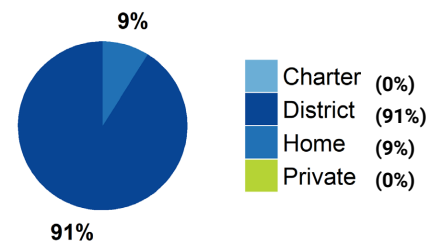
### Postsecondary Enrollment Rates for Select Groups in Camden County, 2022



Note: Outcomes for groups with less than 10 students, <5% or >95% are not displayed.

### School Choice

2,074 total students were enrolled in K-12 in Camden County in the 2022-23 school year.



Note: This profile focuses on outcomes of students enrolled in district schools.

### Access to Postsecondary Credits

Students in Camden County completed 1,189 Career & Technical Education (CTE) credentials (186 (16%) were industry-valued credentials) and 155 concentrations in 2023. The top three CTE concentrations completed include Agricultural, Food, & Natural Resources; Human Services; and Hospitality & Tourism.

18 high school students took at least one AP test (<5%) versus 8% in peer counties (2023).

59 high school students participated in Career & College Promise programs (42%) versus 43% in peer counties (2023).

For more information about each indicator, including data sources and methodology, visit:

[dashboard.myfuturenc.org/county-data-and-resources/](https://dashboard.myfuturenc.org/county-data-and-resources/)