

Carteret County

myFutureNC 2024 Attainment Profiles



Jacksonville-New Bern Prosperity Zone Sub-Region
Peer County Type: Rural - Non-Metro
Local Education Agencies: 1 (2023)
Charter Schools: 1 (2023)

2030 Proposed Carteret County Attainment Goal: 11,750 (Stretch Goal: 11,849)

2030 State Attainment Goal: 2 million

Population Spotlight

2020 Census: 67,686
 2022 Estimate: 69,380
 Change: 1,694

Growth Rate

2.5% County vs. **2.5%** State



\$67,806
 Median Household Income (2022)
 State: \$67,516



73%
 Home Owners (2022)
 State: 67%



12.0%
 Child Poverty Rate (2022)
 State: 17.2%



11.8%
 Opportunity Youth Rate (2022)
 State: 10.9%



78%
 Households with Broadband (2022)
 State: 77%



3.5%
 Unemployment Rate (2022)
 State: 3.7%

Educational Attainment

Carteret County residents ages 25-44, 2022

Less than high school High school graduate (including GED) Some college, no credential Short-term credential Associate degree Bachelor's degree Graduate or professional degree

No Degree or Credential
6,419
 45.4%

Have Degree or Credential
7,716
 54.6%



Note: Numbers may not add up to 100% due to rounding

Top Opportunities for Growth

These three areas represent the biggest opportunities for Carteret County to improve future attainment outcomes.



Adult Learners

18% of Carteret County adults 25-44 have some college, no degree, above the rural - non-metro county average of 16%.



High School Graduation

84% of Carteret County 9th graders complete high school in 4 years or less, below the rural - non-metro county average of 85%.



Math Performance

48% of Carteret County 3-8 graders earn college-and-career-ready scores in Math, below the state goal of 86%.

Promising Attainment Practices

The new **Promising Attainment Practices Database** is a curated, searchable, and filterable collection of about 250 county, region, and state-level initiatives and programs that directly address various components of the state's attainment challenge. The Database allows local and regional initiative leaders and other stakeholders to identify groups across the state who are developing or operating initiatives designed to boost attainment.

Follow link to discover how Carteret County has been meeting local needs:

https://dashboard.myfuturenc.org/promising-attainment-practices/?wdt_search=Carteret

LABOR MARKET ALIGNMENT

In Jacksonville-New Bern Prosperity Zone Sub-Region:

54.5%

of postsecondary degrees and credentials conferred by regional institutions are aligned with labor market needs.

Top areas of misalignment:

Health Science below bachelor's and bachelor's
Business Management & Administration bachelor's
Education & Training bachelor's



201 Individuals served in an ApprenticeshipNC program in 2020

UNC and NC Community College Outcomes:

1,967 graduates in 2020

56% of 2016 graduates were employed in NC in 2021

\$36,955 annual average earnings of graduates employed in NC (includes both part-time and full-time jobs)

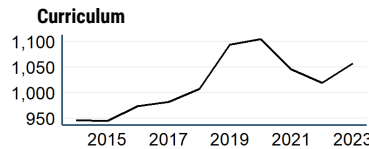


52% of adults (ages 25-44) in Carteret County earned a family sustaining wage, 2022

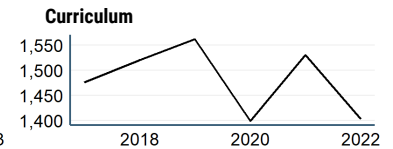
Carteret County is served by:

Eastern Carolina Workforce Development Board
 Eastern Carolina Council of Governments

UNC System College Enrollment



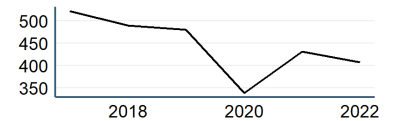
NC Community College Enrollment



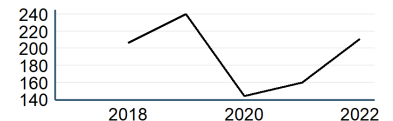
Top 3 Five-Star Jobs in Jacksonville-New Bern Prosperity Zone Sub-Region

Job Title	Annual Growth
Information Security Analysts	4%
Nurse Practitioners	4%
Web and Digital Interface Designers	3%

First-time Curriculum Enrollments



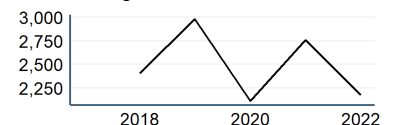
Basic Skills



Top 3 Employers in Carteret County

Employer	Employment Range
Carteret County Board Of Education	1000+
Carteret County General	1000+
Carteret County Government	500-999

Continuing Education



Adult Learners

Jacksonville-New Bern Sub-Prosperity Zone post-secondary enrollments in NC Community Colleges, Fall 2022

- 395 Basic Skills
- 6,666 Continuing Education
- 2,102 Curriculum

10% of Carteret County residents have **student loan debt**; 9% of debt holders had **student loans in default**. 2022

Success of Carteret County High School Graduates

- 88% of students who enroll **persist to their second year** versus 78% in peer counties. 2022
- 66% of students who enroll **earn a degree or certificate** within 6 years versus 55% in peer counties. 2022

Top destinations of all college-goers, Fall 2023

- 2,103 of all college-goers attended **Carteret CC**
- 217 of all college-goers attended **Craven CC**
- 92 of all college-goers attended **Coastal Carolina CC**

64% of seniors **completed the FAFSA** in 2023, compared to 62% statewide; 97 more need to complete in 2023 to meet state goal of 80%. 2023

78% of graduates reported **intentions to enroll** in a postsecondary institution versus 68% in peer counties. 2022

65% of graduates **enrolled in a postsecondary institution** within 12 months versus 52% in peer counties. 2022

51% of Carteret County students have **parents with no college degree** (either 2- or 4-year) versus 55% in peer counties.

How students in Carteret County traditional schools are doing:

Carteret County has met the goal for **Pre-K enrollment**. (Goal: 75%). 2023

40% of 3-8 graders are earning college-and-career-ready scores (level 4 or 5) in **reading**, compared to 30% statewide; 1,721 more needed to meet state goal of 73%. 2023

48% of 3-8 graders are earning college-and-career-ready scores (level 4 or 5) in **math**, compared to 35% statewide; 1,418 more needed to meet state goal of 86%. 2023

84% of 9th graders **graduate within four years**, compared to 87% statewide; 78 more needed to meet state goal of 95%. 2023

23% of students are **chronically absent from school**, compared to 27% statewide; 1,001 less needed to meet state goal of 11%. 2023

Carteret County has a **student-to-school counselor ratio** of 292:1 versus 325:1 in peer counties. 2023

2% of students **drop out of high school** (65 total students), compared to 2% statewide. 2023

Degree Credentials Awarded, 2022

1,614 certificate | 1,560 associate | 23 bachelor's

Postsecondary assets in Jacksonville-New Bern Prosperity Zone sub-region

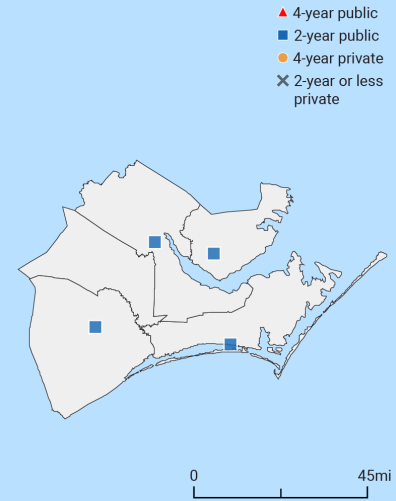
Public, 4-year or above

Public, 2-year

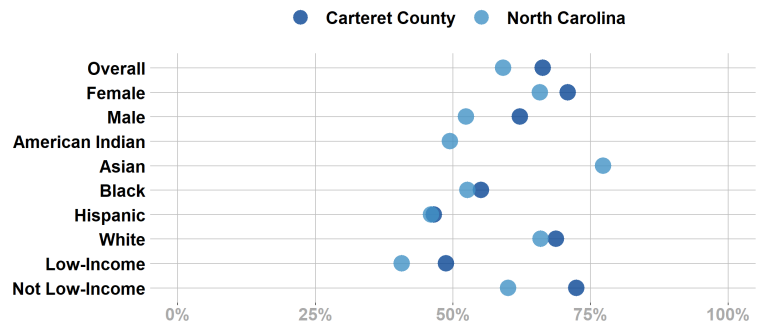
Carteret Community College, Coastal Carolina Community College, Craven Community College, Pamlico Community College

Private not-for-profit, 4-year or above

Private not-for-profit, 2-year



Postsecondary Enrollment Rates for Select Groups in Carteret County, 2022

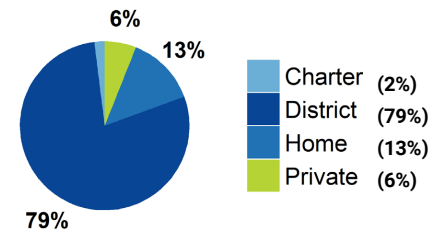


Note: Outcomes for groups with less than 10 students, <5% or >95% are not displayed.

School Choice

10,060 total students were enrolled in K-12 in Carteret County in the 2022-23 school year.

Note: This profile focuses on outcomes of students enrolled in district schools.



Access to Postsecondary Credits

Students in Carteret County completed 1,789 Career & Technical Education (CTE) credentials (313 (17%) were industry-valued credentials) and 481 concentrations in 2023. The top three CTE concentrations completed include Hospitality & Tourism; Agricultural, Food, & Natural Resources; and Human Services.

345 high school students took at least one **AP test** (13%) versus 8% in peer counties (2023).

320 high school students participated in **Career & College Promise programs** (51%) versus 51% in peer counties (2023).

For more information about each indicator, including data sources and methodology, visit:

dashboard.myfuturenc.org/county-data-and-resources/