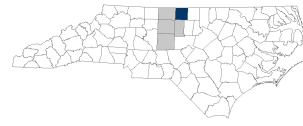


Caswell County

myFutureNC 2024 Attainment Profiles



Greensboro
Prosperity Zone Sub-Region
Peer County Type: Rural - Non-Metro
Local Education Agencies: 1 (2023)
Charter Schools: 0 (2023)

2030 Proposed Caswell County Attainment Goal: 3,266 (Stretch Goal: 3,316)

2030 State Attainment Goal: 2 million

Population Spotlight

2020 Census: 22,738
2022 Estimate: 22,614
Change: -124

Growth Rate

-0.5% vs. 2.5%
County State



\$54,215
Median Household Income (2022)
State: \$67,516



76%
Home Owners (2022)
State: 67%



22.0%
Child Poverty Rate (2022)
State: 17.2%



17.2%
Opportunity Youth Rate (2022)
State: 10.9%



49%
Households with Broadband (2022)
State: 77%



4.0%
Unemployment Rate (2022)
State: 3.7%

Educational Attainment

Caswell County residents ages 25-44, 2022

Less than high school High school graduate (including GED) Some college, no credential Short-term credential Associate degree Bachelor's degree Graduate or professional degree

No Degree
3,360
67.1%

Have Degree or Credential
1,648
32.9%



Note: Numbers may not add up to 100% due to rounding

Top Opportunities for Growth

These three areas represent the biggest opportunities for Caswell County to improve future attainment outcomes.



FAFSA Completion

48% of Caswell County high school seniors complete the FAFSA, below the rural - non-metro county average of 61%.



Math Performance

17% of Caswell County 3-8 graders earn college-and-career-ready scores in Math, below the rural - non-metro county average of 29%.



School Counselors

Caswell County has a student-to-school counselor ratio of 532:1, above the rural - non-metro county average of 325:1.

Promising Attainment Practices

The new **Promising Attainment Practices Database** is a curated, searchable, and filterable collection of about 250 county, region, and state-level initiatives and programs that directly address various components of the state's attainment challenge. The Database allows local and regional initiative leaders and other stakeholders to identify groups across the state who are developing or operating initiatives designed to boost attainment.

Follow link to discover how Caswell County has been meeting local needs:

https://dashboard.myfuturenc.org/promising-attainment-practices/?wdt_search=Caswell

LABOR MARKET ALIGNMENT

In Greensboro Prosperity Zone Sub-Region:

83.7%

of postsecondary degrees and credentials conferred by regional institutions are aligned with labor market needs.

Top areas of misalignment:

Health Science below bachelor's
Transportation, Distribution & Logistics below bachelor's
Business Management & Administration bachelor's



891 Individuals served in an ApprenticeshipNC program in 2020

UNC and NC Community College Outcomes:

8,468 graduates in 2020

73% of 2016 graduates were employed in NC in 2021

\$41,353 annual average earnings of graduates employed in NC (includes both part-time and full-time jobs)



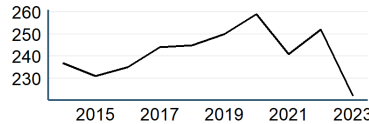
44% of adults (ages 25-44) in Caswell County earned a family sustaining wage, 2022

Caswell County is served by:

Piedmont Triad Regional Workforce Development Board
Piedmont Triad Regional Council

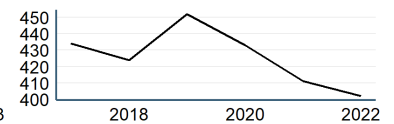
UNC System College Enrollment

Curriculum



NC Community College Enrollment

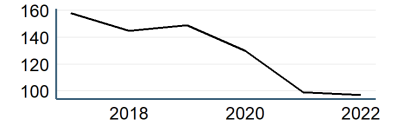
Curriculum



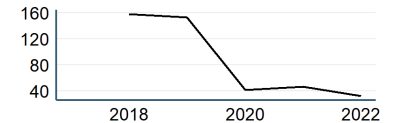
Top 3 Five-Star Jobs in Greensboro Prosperity Zone Sub-Region

Job Title	Annual Growth
Nurse Practitioners	4%
Logisticians	3%
Web Developers	3%

First-time Curriculum Enrollments



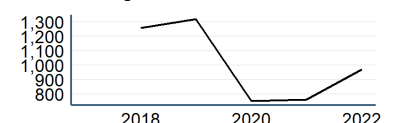
Basic Skills



Top 3 Employers in Caswell County

Employer	Employment Range
Caswell County Schools	250-499
County Of Caswell Attn:Jennifer Ham	250-499
Dept Of Public Safety	100-249

Continuing Education



POSTSECONDARY COMPLETION

Adult Learners

Greensboro Sub-Prosperity Zone post-secondary enrollments in NC Community Colleges, Fall 2022

- 1,537 Basic Skills
- 13,896 Continuing Education
- 4,256 Curriculum

11% of Caswell County residents have student loan debt, 13% of debt holders had student loans in default. 2022

Success of Caswell County High School Graduates

- 76% of students who enroll persist to their second year versus 78% in peer counties. 2022
- 49% of students who enroll earn a degree or certificate within 6 years versus 55% in peer counties. 2022

Top destinations of all college-goers, Fall 2023

- 608 of all college-goers attended Piedmont CC
- 128 of all college-goers attended Alamance CC
- 67 of all college-goers attended Rockingham CC

COLLEGE & CAREER ACCESS

- 48% of seniors completed the FAFSA in 2023, compared to 62% statewide; 48 more need to complete in 2023 to meet state goal of 80%. 2023
- 62% of graduates reported intentions to enroll in a postsecondary institution versus 68% in peer counties. 2022
- 54% of graduates enrolled in a postsecondary institution within 12 months versus 52% in peer counties. 2022

55% of Caswell County students have parents with no college degree (either 2- or 4-year) versus 55% in peer counties.

ACADEMIC READINESS

How students in Caswell County traditional schools are doing:

- Caswell County has met the goal for Pre-K enrollment. (Goal: 75%). 2023
- 19% of 3-8 graders are earning college-and-career-ready scores (level 4 or 5) in reading, compared to 30% statewide; 650 more needed to meet state goal of 73%. 2023
- 17% of 3-8 graders are earning college-and-career-ready scores (level 4 or 5) in math, compared to 35% statewide; 675 more needed to meet state goal of 86%. 2023
- 83% of 9th graders graduate within four years, compared to 87% statewide; 23 more needed to meet state goal of 95%. 2023
- 41% of students are chronically absent from school, compared to 27% statewide; 685 less needed to meet state goal of 11%. 2023

Caswell County has a student-to-school counselor ratio of 532:1 versus 325:1 in peer counties. 2023

0% of students drop out of high school (1 total students), compared to 2% statewide. 2023

Degree Credentials Awarded, 2022

2,834 certificate | 2,673 associate | 8,498 bachelor's

Postsecondary assets in Greensboro Prosperity Zone sub-region

Public, 4-year or above

North Carolina A & T State University, University of North Carolina at Greensboro

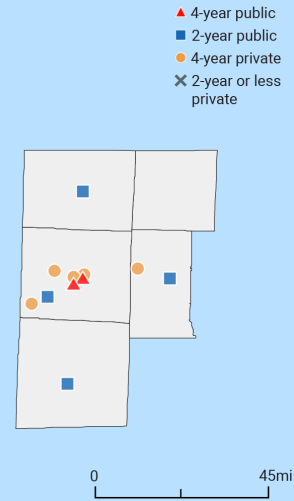
Public, 2-year

Alamance Community College, Guilford Technical Community College, Randolph Community College, Rockingham Community College

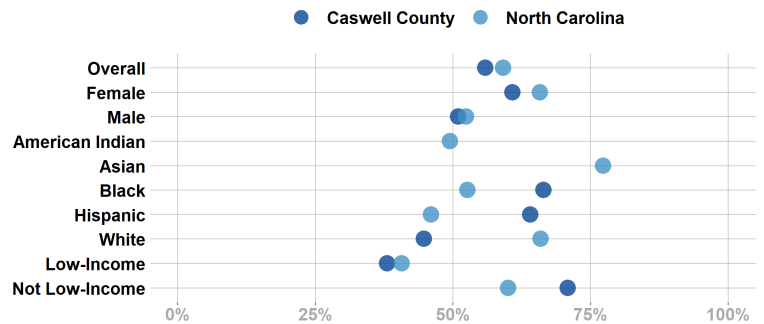
Private not-for-profit, 4-year or above

Bennett College, Elon University, Greensboro College, Guilford College, High Point University

Private not-for-profit, 2-year



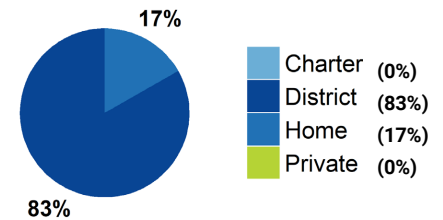
Postsecondary Enrollment Rates for Select Groups in Caswell County, 2022



Note: Outcomes for groups with less than 10 students, <5% or >95% are not displayed.

School Choice

2,577 total students were enrolled in K-12 in Caswell County in the 2022-23 school year.



Note: This profile focuses on outcomes of students enrolled in district schools.

Access to Postsecondary Credits

Students in Caswell County completed 418 Career & Technical Education (CTE) credentials (65 (16%) were industry-valued credentials) and 80 concentrations in 2023. The top three CTE concentrations completed include Agricultural, Food, & Natural Resources; Manufacturing; and Human Services.

Less than 10 high school students took at least one AP test (NA) versus 8% in peer counties (2023).

65 high school students participated in Career & College Promise programs (41%) versus 51% in peer counties (2023).

For more information about each indicator, including data sources and methodology, visit:

dashboard.myfuturenc.org/county-data-and-resources/