

# Chatham County

myFutureNC 2024 Attainment Profiles



Raleigh-Durham Prosperity Zone Sub-Region  
**Peer County Type:** Rural - Metro  
**Local Education Agencies:** 1 (2023)  
**Charter Schools:** 3 (2023)

2030 Proposed Chatham County Attainment Goal: 13,830 (Stretch Goal: 13,929)

2030 State Attainment Goal: 2 million

## Population Spotlight

2020 Census: 76,270  
 2022 Estimate: 79,864  
 Change: 3,594

## Growth Rate

**4.7%** County vs. **2.5%** State



**\$84,516**  
 Median Household Income (2022)  
 State: \$67,516



**80%**  
 Home Owners (2022)  
 State: 67%



**14.7%**  
 Child Poverty Rate (2022)  
 State: 17.2%



**11.9%**  
 Opportunity Youth Rate (2022)  
 State: 10.9%



**71%**  
 Households with Broadband (2022)  
 State: 77%



**3.1%**  
 Unemployment Rate (2022)  
 State: 3.7%

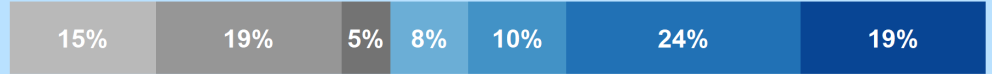
## Educational Attainment

Chatham County residents ages 25-44, 2022

Less than high school High school graduate (including GED) Some college, no credential Short-term credential Associate degree Bachelor's degree Graduate or professional degree

**No Degree**  
**6,076**  
 38.7%

**Have Degree or Credential**  
**9,628**  
 61.3%



Note: Numbers may not add up to 100% due to rounding

## Top Opportunities for Growth

These three areas represent the biggest opportunities for Chatham County to improve future attainment outcomes.



### School Counselors

Chatham County has a student-to-school counselor ratio of 368:1, above the rural-metro county average of 362:1.



### Math Performance

41% of Chatham County 3-8 graders earn college-and-career-ready scores in Math, below the state goal of 86%.



### Reading Performance

36% of Chatham County 3-8 graders earn college-and-career-ready scores in Reading, below the state goal of 73%.

## Promising Attainment Practices

The new **Promising Attainment Practices Database** is a curated, searchable, and filterable collection of about 250 county, region, and state-level initiatives and programs that directly address various components of the state's attainment challenge. The Database allows local and regional initiative leaders and other stakeholders to identify groups across the state who are developing or operating initiatives designed to boost attainment.

Follow link to discover how Chatham County has been meeting local needs:

[https://dashboard.myfuturenc.org/promising-attainment-practices/?wdt\\_search=Chatham](https://dashboard.myfuturenc.org/promising-attainment-practices/?wdt_search=Chatham)

LABOR MARKET ALIGNMENT

## In Raleigh-Durham Prosperity Zone Sub-Region:

**76.5%**

of postsecondary degrees and credentials conferred by regional institutions are aligned with labor market needs.

### Top areas of misalignment:

**Business Management & Administration** bachelor's  
**Health Science** below bachelor's  
**Information Technology** bachelor's

**5,347** Individuals served in an ApprenticeshipNC program in 2020

### UNC and NC Community College Outcomes:

**19,047** graduates in 2020

**65%** of 2016 graduates were employed in NC in 2021

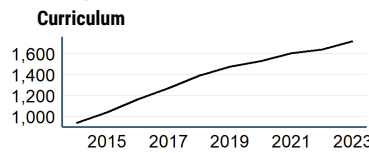
**\$50,028** annual average earnings of graduates employed in NC (includes both part-time and full-time jobs)

**52%** of adults (ages 25-44) in Chatham County earned a **family sustaining wage**, 2022

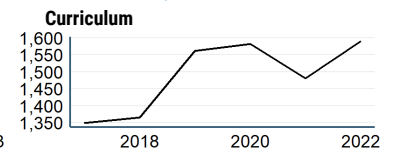
### Chatham County is served by:

Capital Area Workforce Development Board  
 Central Pines Council of Governments

## UNC System College Enrollment



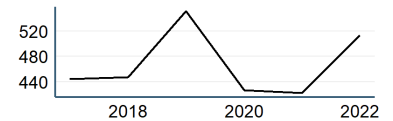
## NC Community College Enrollment



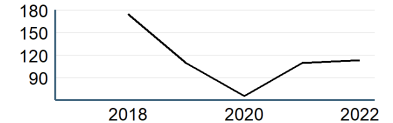
## Top 3 Five-Star Jobs in Raleigh-Durham Prosperity Zone Sub-Region

Job Title	Annual Growth
Nurse Practitioners	4%
Data Scientists	4%
Statisticians	4%

## First-time Curriculum Enrollments



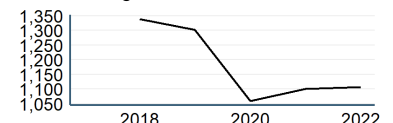
## Basic Skills



## Top 3 Employers in Chatham County

Employer	Employment Range
Chatham County Schools	1000+
County Of Chatham	500-999
Carolina Meadows Inc	250-499

## Continuing Education



POSTSECONDARY COMPLETION

Adult Learners

Raleigh-Durham Sub-Prosperity Zone post-secondary enrollments in NC Community Colleges, Fall 2022

- 3,247 Basic Skills
- 29,217 Continuing Education
- 9,377 Curriculum

12% of Chatham County residents have student loan debt; 5% of debt holders had student loans in default. 2022

Success of Chatham County High School Graduates

- 88% of students who enroll persist to their second year versus 79% in peer counties. 2022
- 65% of students who enroll earn a degree or certificate within 6 years versus 56% in peer counties. 2022

Top destinations of all college-goers, Fall 2023

- 1,602 of all college-goers attended Central Carolina CC
- 148 of all college-goers attended Wake TCC
- 116 of all college-goers attended Randolph CC

COLLEGE & CAREER ACCESS

- 74% of seniors completed the FAFSA in 2023, compared to 62% statewide; 35 more need to complete in 2023 to meet state goal of 80%. 2023
- 80% of graduates reported intentions to enroll in a postsecondary institution versus 68% in peer counties. 2022
- 65% of graduates enrolled in a postsecondary institution within 12 months versus 51% in peer counties. 2022

49% of Chatham County students have parents with no college degree (either 2- or 4-year) versus 55% in peer counties.

ACADEMIC READINESS

How students in Chatham County traditional schools are doing:

- 68% of eligible 4-year-olds enrolled in NC Pre-K program, compared to 53% statewide; 21 more needed to meet state goal of 75%. 2023
- 36% of 3-8 graders are earning college-and-career-ready scores (level 4 or 5) in reading, compared to 30% statewide; 1,986 more needed to meet state goal of 73%. 2023
- 41% of 3-8 graders are earning college-and-career-ready scores (level 4 or 5) in math, compared to 35% statewide; 1,778 more needed to meet state goal of 86%. 2023
- 89% of 9th graders graduate within four years, compared to 87% statewide; 48 more needed to meet state goal of 95%. 2023
- 21% of students are chronically absent from school, compared to 27% statewide; 948 less needed to meet state goal of 11%. 2023

Chatham County has a student-to-school counselor ratio of 368:1 versus 362:1 in peer counties. 2023

1% of students drop out of high school (31 total students), compared to 2% statewide. 2023

Degree Credentials Awarded, 2022

5,278 certificate | 5,596 associate | 16,200 bachelor's

Postsecondary assets in Raleigh-Durham Prosperity Zone sub-region

Public, 4-year or above

North Carolina Central University, North Carolina State University at Raleigh, University of North Carolina at Chapel Hill

Public, 2-year

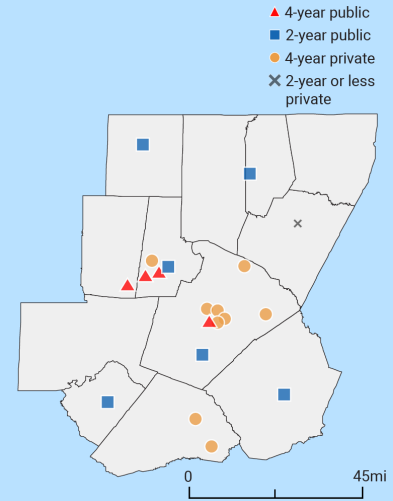
Central Carolina Community College, Durham Technical Community College, Johnston Community College, Piedmont Community College, Vance-Granville Community College, Wake Technical Community College

Private not-for-profit, 4-year or above

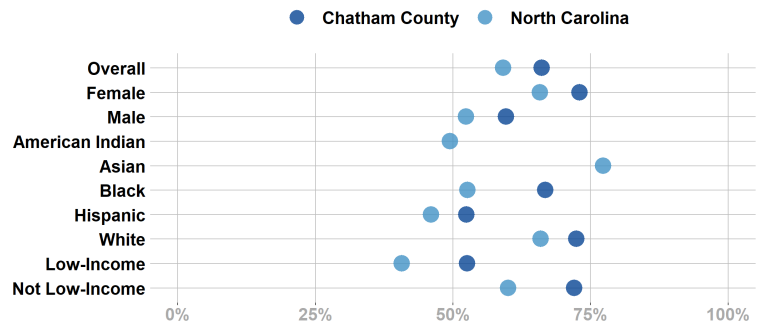
Campbell University, Duke University, Heritage Bible College, Meredith College, Saint Augustine's University, Shaw University, Southeastern Baptist Theological Seminary, Southeastern Free Will Baptist Bible College, Watts School of Nursing, William Peace University

Private not-for-profit, 2-year

Louisburg College



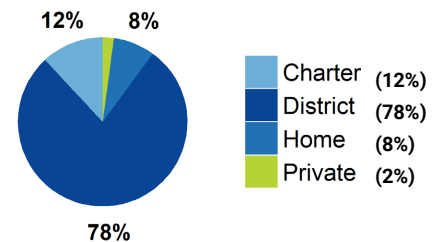
Postsecondary Enrollment Rates for Select Groups in Chatham County, 2022



Note: Outcomes for groups with less than 10 students, <5% or >95% are not displayed.

School Choice

11,361 total students were enrolled in K-12 in Chatham County in the 2022-23 school year.



Note: This profile focuses on outcomes of students enrolled in district schools.

Access to Postsecondary Credits

Students in Chatham County completed 4,673 Career & Technical Education (CTE) credentials (552 (12%) were industry-valued credentials) and 503 concentrations in 2023. The top three CTE concentrations completed include Health Science; Agricultural, Food, & Natural Resources; and Human Services.

511 high school students took at least one AP test (17%) versus 8% in peer counties (2023).

416 high school students participated in Career & College Promise programs (58%) versus 43% in peer counties (2023).

For more information about each indicator, including data sources and methodology, visit:

[dashboard.myfuturenc.org/county-data-and-resources/](https://dashboard.myfuturenc.org/county-data-and-resources/)