

Chowan County

myFutureNC 2024 Attainment Profiles



Elizabeth City
Prosperity Zone Sub-Region
Peer County Type: Rural - Non-Metro
Local Education Agencies: 1 (2023)
Charter Schools: 0 (2023)

2030 Proposed Chowan County Attainment Goal: 1,876 (Stretch Goal: 1,905)

2030 State Attainment Goal: 2 million

Population Spotlight

2020 Census: 13,705
2022 Estimate: 13,940
Change: 235

Growth Rate

1.7% County vs. 2.5% State

\$55,818
Median Household Income (2022)
State: \$67,516

64%
Home Owners (2022)
State: 67%

35.8%
Child Poverty Rate (2022)
State: 17.2%

9.8%
Opportunity Youth Rate (2022)
State: 10.9%

57%
Households with Broadband (2022)
State: 77%

4.0%
Unemployment Rate (2022)
State: 3.7%

Educational Attainment

Chowan County residents ages 25-44, 2022

Less than high school High school graduate (including GED) Some college, no credential Short-term credential Associate degree Bachelor's degree Graduate or professional degree

No Degree
2,044
64.2%

Have Degree or Credential
1,141
35.8%



Note: Numbers may not add up to 100% due to rounding

Top Opportunities for Growth

These three areas represent the biggest opportunities for Chowan County to improve future attainment outcomes.



Earning College Credit in High School
29% of Chowan County graduates participated in Career & College Promise programs, below the rural - non-metro county average of 51%. Also, 6% of high school students took at least one AP exam, below the peer county average of 8%.



FAFSA Completion
54% of Chowan County high school seniors complete the FAFSA, below the rural - non-metro county average of 61%.



Math Performance
25% of Chowan County 3-8 graders earn college-and-career-ready scores in Math, below the rural - non-metro county average of 29%.

Promising Attainment Practices

The new **Promising Attainment Practices Database** is a curated, searchable, and filterable collection of about 250 county, region, and state-level initiatives and programs that directly address various components of the state's attainment challenge. The Database allows local and regional initiative leaders and other stakeholders to identify groups across the state who are developing or operating initiatives designed to boost attainment.

Follow link to discover how Chowan County has been meeting local needs:

https://dashboard.myfuturenc.org/promising-attainment-practices/?wdt_search=Chowan

LABOR MARKET ALIGNMENT

In Elizabeth City Prosperity Zone Sub-Region:

72.2%

of postsecondary degrees and credentials conferred by regional institutions are aligned with labor market needs.

Top areas of misalignment:

Transportation, Distribution & Logistics below bachelor's
Health Science below bachelor's
Business Management & Administration bachelor's

13 Individuals served in an ApprenticeshipNC program in 2020

UNC and NC Community College Outcomes:

632 graduates in 2020

62% of 2016 graduates were employed in NC in 2021

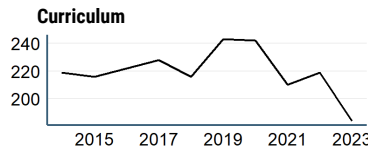
\$33,554 annual average earnings of graduates employed in NC (includes both part-time and full-time jobs)

39% of adults (ages 25-44) in Chowan County earned a **family sustaining wage**, 2022

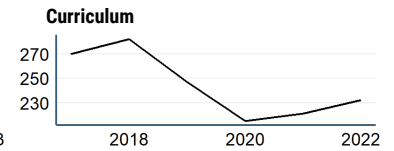
Chowan County is served by:

Northeastern Workforce Development Board
Albemarle Commission

UNC System College Enrollment



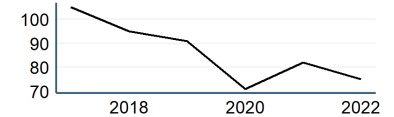
NC Community College Enrollment



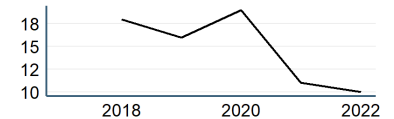
Top 3 Five-Star Jobs in Elizabeth City Prosperity Zone Sub-Region

Job Title	Annual Growth
Nurse Practitioners	4%
Medical and Health Services Managers	3%
Logisticians	2%

First-time Curriculum Enrollments



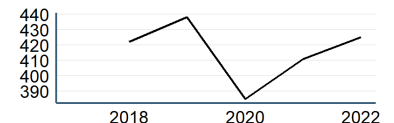
Basic Skills



Top 3 Employers in Chowan County

Employer	Employment Range
Meherrin Agricultural & Chem Co Inc	250-499
Edenton-Chowan Schools	250-499
Vidant Medical Center	250-499

Continuing Education



POSTSECONDARY COMPLETION

Adult Learners

Elizabeth City Sub-Prosperity Zone post-secondary enrollments in NC Community Colleges, Fall 2022

- 90 Basic Skills
- 2,045 Continuing Education
- 388 Curriculum

13% of Chowan County residents have student loan debt; 7% of debt holders had student loans in default. 2022

Success of Chowan County High School Graduates

- 79% of students who enroll persist to their second year versus 78% in peer counties. 2022
- 56% of students who enroll earn a degree or certificate within 6 years versus 55% in peer counties. 2022

Top destinations of all college-goers, Fall 2023

- 314 of all college-goers attended College of The Albemarle
- 48 of all college-goers attended Pitt CC
- 26 of all college-goers attended Martin CC

COLLEGE & CAREER ACCESS

54% of seniors completed the FAFSA in 2023, compared to 62% statewide; 30 more need to complete in 2023 to meet state goal of 80%. 2023

65% of graduates reported intentions to enroll in a postsecondary institution versus 68% in peer counties. 2022

41% of graduates enrolled in a postsecondary institution within 12 months versus 52% in peer counties. 2022

52% of Chowan County students have parents with no college degree (either 2- or 4-year) versus 55% in peer counties.

ACADEMIC READINESS

How students in Chowan County traditional schools are doing:

Chowan County has met the goal for Pre-K enrollment. (Goal: 75%). 2023

22% of 3-8 graders are earning college-and-career-ready scores (level 4 or 5) in reading, compared to 30% statewide; 510 more needed to meet state goal of 73%. 2023

25% of 3-8 graders are earning college-and-career-ready scores (level 4 or 5) in math, compared to 35% statewide; 485 more needed to meet state goal of 86%. 2023

84% of 9th graders graduate within four years, compared to 87% statewide; 15 more needed to meet state goal of 95%. 2023

28% of students are chronically absent from school, compared to 27% statewide; 321 less needed to meet state goal of 11%. 2023

Chowan County has a student-to-school counselor ratio of 252:1 versus 325:1 in peer counties. 2023

2% of students drop out of high school (11 total students), compared to 2% statewide. 2023

Degree Credentials Awarded, 2022

274 certificate | 349 associate | 331 bachelor's

Postsecondary assets in Elizabeth City Prosperity Zone sub-region

Public, 4-year or above
Elizabeth City State University

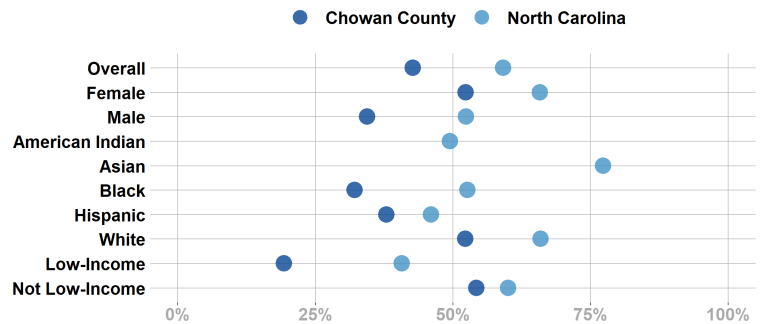
Public, 2-year
College of the Albemarle

Private not-for-profit, 4-year or above
Mid-Atlantic Christian University

Private not-for-profit, 2-year



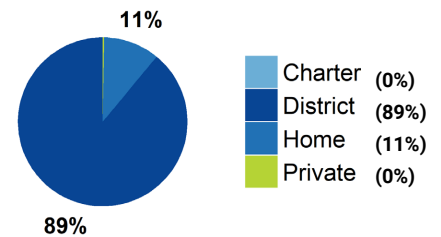
Postsecondary Enrollment Rates for Select Groups in Chowan County, 2022



Note: Outcomes for groups with less than 10 students, <5% or >95% are not displayed.

School Choice

2,013 total students were enrolled in K-12 in Chowan County in the 2022-23 school year.



Note: This profile focuses on outcomes of students enrolled in district schools.

Access to Postsecondary Credits

Students in Chowan County completed 873 Career & Technical Education (CTE) credentials (88 (10%) were industry-valued credentials) and 123 concentrations in 2023. The top three CTE concentrations completed include Health Science; Agricultural, Food, & Natural Resources; and Human Services.

33 high school students took at least one AP test (6%) versus 8% in peer counties (2023).

36 high school students participated in Career & College Promise programs (29%) versus 51% in peer counties (2023).

For more information about each indicator, including data sources and methodology, visit:

dashboard.myfuturenc.org/county-data-and-resources/