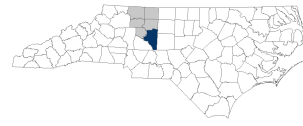


Davidson County

myFutureNC 2024 Attainment Profiles



Winston-Salem
Prosperity Zone Sub-Region
Peer County Type: Suburban
Local Education Agencies: 3 (2023)
Charter Schools: 1 (2023)

2030 Proposed Davidson County Attainment Goal: 27,490 (Stretch Goal: 27,845)

2030 State Attainment Goal: 2 million

Population Spotlight

2020 Census: 168,933
2022 Estimate: 172,586
Change: 3,653

Growth Rate

2.2% County vs. 2.5% State



\$63,590
Median Household Income (2022)
State: \$67,516



73% Home Owners (2022)
State: 67%



21.8% Child Poverty Rate (2022)
State: 17.2%



16.7% Opportunity Youth Rate (2022)
State: 10.9%



73% Households with Broadband (2022)
State: 77%



3.5% Unemployment Rate (2022)
State: 3.7%

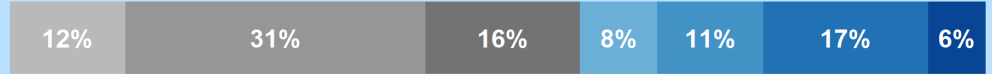
Educational Attainment

Davidson County residents ages 25-44, 2022

Less than high school High school graduate (including GED) Some college, no credential Short-term credential Associate degree Bachelor's degree Graduate or professional degree

No Degree
23,167
58.3%

Have Degree or Credential
16,591
41.7%



Note: Numbers may not add up to 100% due to rounding

Top Opportunities for Growth

These three areas represent the biggest opportunities for Davidson County to improve future attainment outcomes.



NC Pre-K Enrollment

35% of Davidson County eligible 4-year-olds are enrolled in NC Pre-K, below the suburban county average of 45%.



High School Graduation

83% of Davidson County 9th graders complete high school in 4 years or less, below the suburban county average of 88%.



Earning College Credit in High School

11% of Davidson County high school students took at least one AP exam, below the suburban county average of 15%. Also, 38% of graduates participated in the Career & College Promise programs, below the peer county average of 39%.

Promising Attainment Practices

The new **Promising Attainment Practices Database** is a curated, searchable, and filterable collection of about 250 county, region, and state-level initiatives and programs that directly address various components of the state's attainment challenge. The Database allows local and regional initiative leaders and other stakeholders to identify groups across the state who are developing or operating initiatives designed to boost attainment.

Follow link to discover how Davidson County has been meeting local needs:

https://dashboard.myfuturenc.org/promising-attainment-practices/?wdt_search=Davidson

LABOR MARKET ALIGNMENT

In Winston-Salem Prosperity Zone Sub-Region:

82.4%

of postsecondary degrees and credentials conferred by regional institutions are aligned with labor market needs.

Top areas of misalignment:

Health Science below bachelor's
Transportation, Distribution & Logistics below bachelor's
Business Management & Administration bachelor's

1,224 Individuals served in an ApprenticeshipNC program in 2020

UNC and NC Community College Outcomes:

4,918 graduates in 2020

78% of 2016 graduates were employed in NC in 2021

\$43,544 annual average earnings of graduates employed in NC (includes both part-time and full-time jobs)



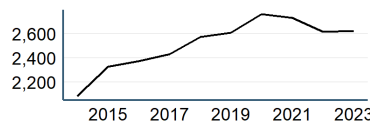
45% of adults (ages 25-44) in Davidson County earned a family sustaining wage, 2022

Davidson County is served by:

Piedmont Triad Regional Workforce Development Board
Piedmont Triad Regional Council

UNC System College Enrollment

Curriculum



Top 3 Five-Star Jobs in Winston-Salem Prosperity Zone Sub-Region

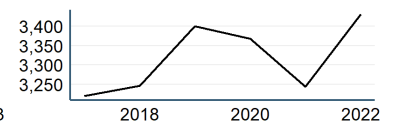
Job Title	Annual Growth
Nurse Practitioners	4%
Logisticians	4%
Data Scientists	4%

Top 3 Employers in Davidson County

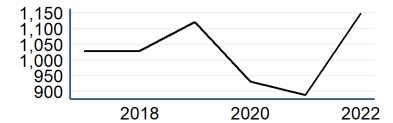
Employer	Employment Range
Davidson County Schools	1000+
Atrium Corporation	1000+
County Of Davidson	500-999

NC Community College Enrollment

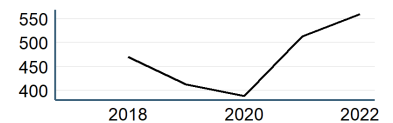
Curriculum



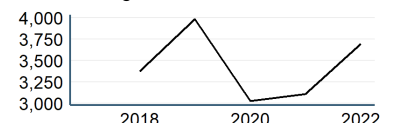
First-time Curriculum Enrollments



Basic Skills



Continuing Education



POSTSECONDARY COMPLETION

Adult Learners

Winston-Salem Sub-Prosperity Zone post-secondary enrollments in NC Community Colleges, Fall 2022

- 704 Basic Skills
- 8,867 Continuing Education
- 3,532 Curriculum

13% of Davidson County residents have student loan debt; 10% of debt holders had student loans in default. 2022

Success of Davidson County High School Graduates

- 80% of students who enroll persist to their second year versus 82% in peer counties. 2022
- 57% of students who enroll earn a degree or certificate within 6 years versus 60% in peer counties. 2022

Top destinations of all college-goers, Fall 2023

- 3,849 of all college-goers attended Davidson-Davie CC
- 522 of all college-goers attended Forsyth TCC
- 476 of all college-goers attended Guilford TCC

COLLEGE & CAREER ACCESS

62% of seniors completed the FAFSA in 2023, compared to 62% statewide; 279 more need to complete in 2023 to meet state goal of 80%. 2023

74% of graduates reported intentions to enroll in a postsecondary institution versus 73% in peer counties. 2022

55% of graduates enrolled in a postsecondary institution within 12 months versus 57% in peer counties. 2022

56% of Davidson County students have parents with no college degree (either 2- or 4-year) versus 48% in peer counties.

ACADEMIC READINESS

How students in Davidson County traditional schools are doing:

- 35% of eligible 4-year-olds enrolled in NC Pre-K program, compared to 53% statewide; 373 more needed to meet state goal of 75%. 2023
- 28% of 3-8 graders are earning college-and-career-ready scores (level 4 or 5) in reading, compared to 30% statewide; 5,983 more needed to meet state goal of 73%. 2023
- 35% of 3-8 graders are earning college-and-career-ready scores (level 4 or 5) in math, compared to 35% statewide; 5,312 more needed to meet state goal of 86%. 2023
- 83% of 9th graders graduate within four years, compared to 87% statewide; 228 more needed to meet state goal of 95%. 2023
- 19% of students are chronically absent from school, compared to 27% statewide; 1,846 less needed to meet state goal of 11%. 2023

Davidson County has a student-to-school counselor ratio of 312:1 versus 327:1 in peer counties. 2023

3% of students drop out of high school (205 total students), compared to 2% statewide. 2023

Degree Credentials Awarded, 2022

2,323 certificate | 2,089 associate | 2,703 bachelor's

Postsecondary assets in Winston-Salem Prosperity Zone sub-region

Public, 4-year or above

University of North Carolina School of the Arts, Winston-Salem State University

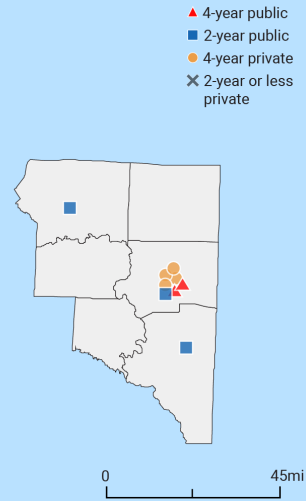
Public, 2-year

Davidson-Davie Community College, Forsyth Technical Community College, Surry Community College

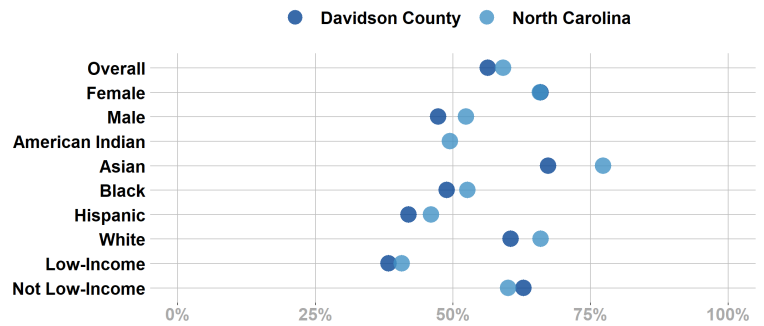
Private not-for-profit, 4-year or above

Carolina Christian College, Carolina University, Salem College, Wake Forest University

Private not-for-profit, 2-year



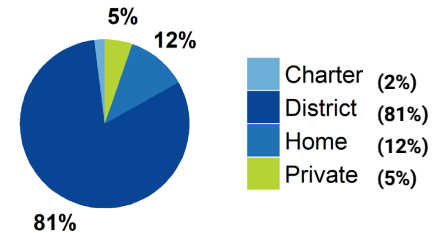
Postsecondary Enrollment Rates for Select Groups in Davidson County, 2022



Note: Outcomes for groups with less than 10 students, <5% or >95% are not displayed.

School Choice

27,916 total students were enrolled in K-12 in Davidson County in the 2022-23 school year.



Note: This profile focuses on outcomes of students enrolled in district schools.

Access to Postsecondary Credits

Students in Davidson County completed 9,808 Career & Technical Education (CTE) credentials (1,985 (20%) were industry-valued credentials) and 1,676 concentrations in 2023. The top three CTE concentrations completed include Human Services; Health Science; and Agricultural, Food, & Natural Resources.

815 high school students took at least one AP test (11%) versus 15% in peer counties (2023).

648 high school students participated in Career & College Promise programs (38%) versus 39% in peer counties (2023).

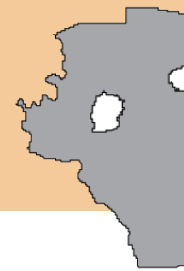
For more information about each indicator, including data sources and methodology, visit:

dashboard.myfuturenc.org/county-data-and-resources/

City/District School Profile

Davidson County Schools | 2022-2023

This profile is a supplement to the County Profiles



□ district boundary

Total Schools: 37 **Total Students:** 17,478

ACADEMIC READINESS

How students in Davidson County Schools are currently doing:

- **31%** of 3-8 graders are earning college-and-career-ready scores (level 4 or 5) in **reading**, compared to **30%** statewide; 3,375 more needed to meet state goal of **73%**. 2023
- **39%** of 3-8 graders are earning college-and-career-ready scores (level 4 or 5) in **math**, compared to **35%** statewide; 3,777 more needed to meet state goal of **86%**. 2023
- **84%** of 9th graders **graduate within four years**, compared to **87%** statewide; 168 more needed to meet state goal of **95%**. 2023
- **14%** of students are **chronically absent from school**, compared to **27%** statewide; 637 less needed to meet state goal of **11%**. 2023



Davidson County Schools has a **student-to-school counselor ratio** of **287:1**. 2023

Access to Postsecondary Credits

Students in Davidson County Schools completed **8,893 Career & Technical Education (CTE) credentials (1,732 (19%) were industry-valued credentials) and 1,435 concentrations** in 2023. The top three CTE concentrations completed include Health Science; Human Services; and Agricultural, Food, & Natural Resources.



695 high school students took at least one **AP test (12%)** (2023).



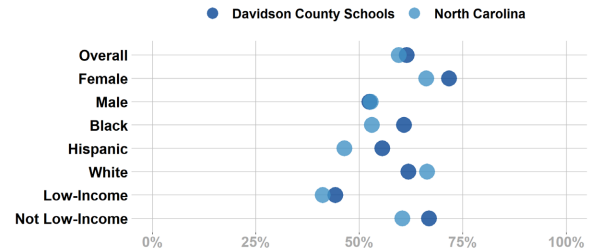
540 high school students participated in **Career & College Promise programs (39%)** (2023).

COLLEGE & CAREER ACCESS

How students in Davidson County Schools are planning for and enrolling in college:

- **62%** of seniors **completed the FAFSA** in 2023, compared to **62%** statewide; 227 more need to complete in 2023 to meet state goal of **80%**. 2023
- **75%** of graduates reported **intentions to enroll** in a postsecondary institution. 2022
- **60%** of graduates **enrolled in a postsecondary institution** within 12 months. 2022

Postsecondary Enrollment Rates (within 12 months) for Select Groups in Davidson County Schools, 2022



Note: Outcomes for groups with less than 10 students, <5% or >95% are not displayed.

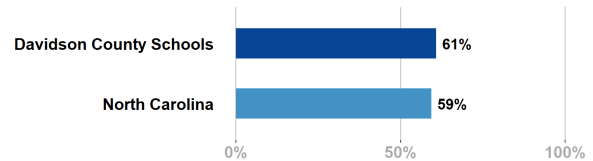
POSTSECONDARY COMPLETION

Top destinations of all college-goers, Fall 2023

- Davidson-Davie CC
- Forsyth TCC
- Guilford TCC

• **81%** of college students **persist to their second year** of attendance. 2022

Percentage of students enrolled in North Carolina postsecondary institution who graduate within 6 years of enrollment, 2022



** Observations <10 or no data available

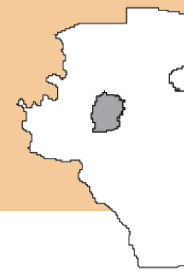
For more information about each indicator, including data sources and methodology, visit:

dashboard.myfuturenc.org/county-data-and-resources/

City/District School Profile

Lexington City Schools | 2022-2023

This profile is a supplement to the County Profiles



■ district boundary

Total Schools: 7 Total Students: 2,874

ACADEMIC READINESS

How students in Lexington City Schools are currently doing:

- **20%** of 3-8 graders are earning college-and-career-ready scores (level 4 or 5) in **reading**, compared to **30%** statewide; 688 more needed to meet state goal of **73%**. 2023
- **24%** of 3-8 graders are earning college-and-career-ready scores (level 4 or 5) in **math**, compared to **35%** statewide; 804 more needed to meet state goal of **86%**. 2023
- **83%** of 9th graders **graduate within four years**, compared to **87%** statewide; 27 more needed to meet state goal of **95%**. 2023
- **35%** of students are **chronically absent from school**, compared to **27%** statewide; 748 less needed to meet state goal of **11%**. 2023



Lexington City Schools has a **student-to-school counselor ratio of 411:1**. 2023

Access to Postsecondary Credits

Students in Lexington City Schools completed **451 Career & Technical Education (CTE) credentials (145 (32%) were industry-valued credentials) and 128 concentrations** in 2023. The top three CTE concentrations completed include Human Services; Hospitality & Tourism; and Law, Public Safety, Corrections, & Security.



57 high school students took at least one **AP test (6%)** (2023).



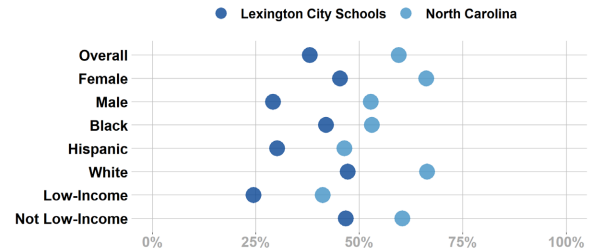
75 high school students participated in **Career & College Promise programs (38%)** (2023).

COLLEGE & CAREER ACCESS

How students in Lexington City Schools are planning for and enrolling in college:

- **60%** of seniors **completed the FAFSA** in 2023, compared to **62%** statewide; 32 more need to complete in 2023 to meet state goal of **80%**. 2023
- **72%** of graduates reported **intentions to enroll** in a postsecondary institution. 2022
- **36%** of graduates **enrolled in a postsecondary institution** within 12 months. 2022

Postsecondary Enrollment Rates (within 12 months) for Select Groups in Lexington City Schools, 2022



Note: Outcomes for groups with less than 10 students, <5% or >95% are not displayed.

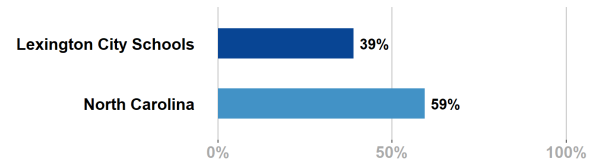
POSTSECONDARY COMPLETION

Top destinations of all college-goers, Fall 2023

- Davidson-Davie CC
- Forsyth TCC
- Guilford TCC

• **73%** of college students **persist to their second year** of attendance. 2022

Percentage of students enrolled in North Carolina postsecondary institution who graduate within 6 years of enrollment, 2022



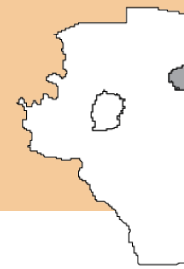
** Observations <10 or no data available

For more information about each indicator, including data sources and methodology, visit:

dashboard.myfuturenc.org/county-data-and-resources/

City/District School Profile

Thomasville City Schools | 2022-2023
 This profile is a supplement to the County Profiles



■ district boundary

Total Schools: 4 **Total Students:** 2,136

ACADEMIC READINESS

How students in Thomasville City Schools are currently doing:

- **16%** of 3-8 graders are earning college-and-career-ready scores (level 4 or 5) in **reading**, compared to **30%** statewide; 575 more needed to meet state goal of **73%**. 2023
- **13%** of 3-8 graders are earning college-and-career-ready scores (level 4 or 5) in **math**, compared to **35%** statewide; 731 more needed to meet state goal of **86%**. 2023
- **76%** of 9th graders **graduate within four years**, compared to **87%** statewide; 33 more needed to meet state goal of **95%**. 2023
- **31%** of students are **chronically absent from school**, compared to **27%** statewide; 462 less needed to meet state goal of **11%**. 2023



Thomasville City Schools has a **student-to-school counselor ratio** of **534:1**. 2023

Access to Postsecondary Credits

Students in Thomasville City Schools completed **464 Career & Technical Education (CTE) credentials (108 (23%) were industry-valued credentials) and 113 concentrations** in 2023. The top three CTE concentrations completed include Health Science; Architecture and Construction; and Business Management & Administration.



63 high school students took at least one **AP test (10%)** (2023).



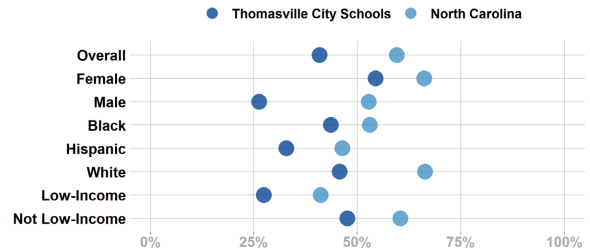
33 high school students participated in **Career & College Promise programs (24%)** (2023).

COLLEGE & CAREER ACCESS

How students in Thomasville City Schools are planning for and enrolling in college:

- **61%** of seniors **completed the FAFSA** in 2023, compared to **62%** statewide; 21 more need to complete in 2023 to meet state goal of **80%**. 2023
- **66%** of graduates reported **intentions to enroll** in a postsecondary institution. 2022
- **39%** of graduates **enrolled in a postsecondary institution** within 12 months. 2022

Postsecondary Enrollment Rates (within 12 months) for Select Groups in Thomasville City Schools, 2022



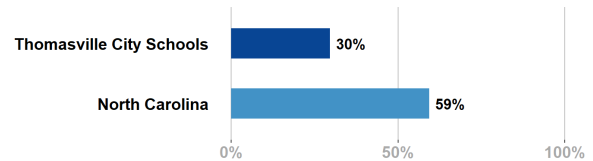
Note: Outcomes for groups with less than 10 students, <5% or >95% are not displayed.

POSTSECONDARY COMPLETION

Top destinations of all college-goers, Fall 2023

- Davidson-Davie CC
- Forsyth TCC
- Guilford TCC
- **80%** of college students **persist to their second year** of attendance. 2022

Percentage of students enrolled in North Carolina postsecondary institution who graduate within 6 years of enrollment, 2022



** Observations <10 or no data available

For more information about each indicator, including data sources and methodology, visit:

dashboard.myfuturenc.org/county-data-and-resources/