

# Davie County

myFutureNC 2024 Attainment Profiles



Winston-Salem  
Prosperity Zone Sub-Region  
Peer County Type: Rural - Metro  
Local Education Agencies: 1 (2023)  
Charter Schools: 0 (2023)

2030 Proposed Davie County Attainment Goal: 6,047 (Stretch Goal: 6,145)

2030 State Attainment Goal: 2 million

## Population Spotlight

2020 Census: 42,715  
2022 Estimate: 44,090  
Change: 1,375

## Growth Rate

3.2% County vs. 2.5% State



\$63,436  
Median Household Income (2022)  
State: \$67,516



82%  
Home Owners (2022)  
State: 67%



18.1%  
Child Poverty Rate (2022)  
State: 17.2%



14.3%  
Opportunity Youth Rate (2022)  
State: 10.9%



81%  
Households with Broadband (2022)  
State: 77%



3.4%  
Unemployment Rate (2022)  
State: 3.7%

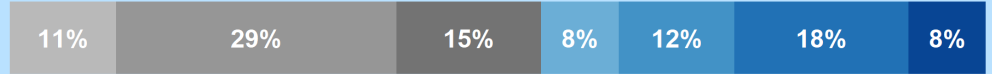
## Educational Attainment

Davie County residents ages 25-44, 2022

Less than high school High school graduate (including GED) Some college, no credential Short-term credential Associate degree Bachelor's degree Graduate or professional degree

No Degree  
5,035  
54.8%

Have Degree or Credential  
4,157  
45.2%



Note: Numbers may not add up to 100% due to rounding

## Top Opportunities for Growth

These three areas represent the biggest opportunities for Davie County to improve future attainment outcomes.



### School Counselors

Davie County has a student-to-school counselor ratio of 418:1, above the rural - metro county average of 362:1.



### Adult Learners

15% of Davie County adults 25-44 have some college, no degree, above the state average of 12%.



### Math Performance

42% of Davie County 3-8 graders earn college-and-career-ready scores in Math, below the state goal of 86%.

## Promising Attainment Practices

The new Promising Attainment Practices Database is a curated, searchable, and filterable collection of about 250 county, region, and state-level initiatives and programs that directly address various components of the state's attainment challenge. The Database allows local and regional initiative leaders and other stakeholders to identify groups across the state who are developing or operating initiatives designed to boost attainment.

Follow link to discover how Davie County has been meeting local needs:

[https://dashboard.myfuturenc.org/promising-attainment-practices/?wdt\\_search=Davie](https://dashboard.myfuturenc.org/promising-attainment-practices/?wdt_search=Davie)

LABOR MARKET ALIGNMENT

## In Winston-Salem Prosperity Zone Sub-Region:

82.4%

of postsecondary degrees and credentials conferred by regional institutions are aligned with labor market needs.

### Top areas of misalignment:

Health Science below bachelor's  
Transportation, Distribution & Logistics below bachelor's  
Business Management & Administration bachelor's

1,224 Individuals served in an ApprenticeshipNC program in 2020

### UNC and NC Community College Outcomes:

4,918 graduates in 2020

78% of 2016 graduates were employed in NC in 2021

\$43,544 annual average earnings of graduates employed in NC (includes both part-time and full-time jobs)

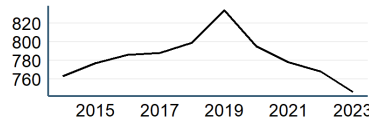
54% of adults (ages 25-44) in Davie County earned a family sustaining wage, 2022

### Davie County is served by:

Piedmont Triad Regional Workforce Development Board  
Piedmont Triad Regional Council

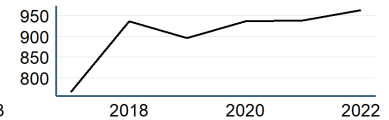
## UNC System College Enrollment

### Curriculum



## NC Community College Enrollment

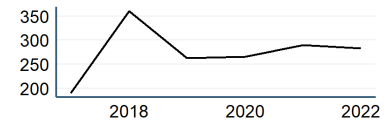
### Curriculum



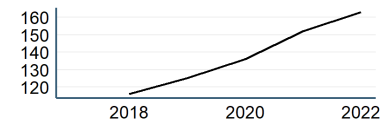
## Top 3 Five-Star Jobs in Winston-Salem Prosperity Zone Sub-Region

Job Title	Annual Growth
Nurse Practitioners	4%
Logisticians	4%
Data Scientists	4%

### First-time Curriculum Enrollments



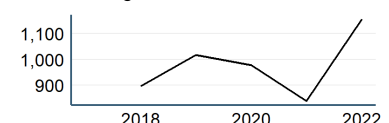
### Basic Skills



## Top 3 Employers in Davie County

Employer	Employment Range
Ashley Furniture Industries Inc	1000+
Davie County Schools	500-999
Davie County	250-499

### Continuing Education



### Adult Learners

#### Winston-Salem Sub-Prosperity Zone post-secondary enrollments in NC Community Colleges, Fall 2022

- 704 Basic Skills
- 8,867 Continuing Education
- 3,532 Curriculum

**11%** of Davie County residents have **student loan debt**; **7%** of debt holders had **student loans in default**. 2022

### Success of Davie County High School Graduates

- 88%** of students who enroll **persist to their second year** versus **79%** in peer counties. 2022
- 61%** of students who enroll **earn a degree or certificate** within 6 years versus **56%** in peer counties. 2022

### Top destinations of all college-goers, Fall 2023

- 1,096** of all college-goers attended **Davidson-Davie CC**
- 299** of all college-goers attended **Forsyth TCC**
- 78** of all college-goers attended **Rowan-Cabarrus CC**

- 67%** of seniors **completed the FAFSA** in 2023, compared to **62%** statewide; 53 more need to complete in 2023 to meet state goal of **80%**. 2023
- 81%** of graduates reported **intentions to enroll** in a postsecondary institution versus **68%** in peer counties. 2022
- 62%** of graduates **enrolled in a postsecondary institution** within 12 months versus **51%** in peer counties. 2022

**54%** of Davie County students have **parents with no college degree** (either 2- or 4-year) versus **55%** in peer counties.

### How students in Davie County traditional schools are doing:

- Davie County has met the goal for **Pre-K enrollment**. (Goal: **75%**). 2023
- 33%** of 3-8 graders are earning college-and-career-ready scores (level 4 or 5) in **reading**, compared to **30%** statewide; 1,462 more needed to meet state goal of **73%**. 2023
- 42%** of 3-8 graders are earning college-and-career-ready scores (level 4 or 5) in **math**, compared to **35%** statewide; 1,212 more needed to meet state goal of **86%**. 2023
- 88%** of 9th graders **graduate within four years**, compared to **87%** statewide; 33 more needed to meet state goal of **95%**. 2023
- 23%** of students are **chronically absent from school**, compared to **27%** statewide; 716 less needed to meet state goal of **11%**. 2023

Davie County has a **student-to-school counselor ratio** of **418:1** versus **362:1** in peer counties. 2023

**2%** of students **drop out of high school** (46 total students), compared to **2%** statewide. 2023

### Degree Credentials Awarded, 2022

**2,323** certificate | **2,089** associate | **2,703** bachelor's

### Postsecondary assets in Winston-Salem Prosperity Zone sub-region

#### Public, 4-year or above

University of North Carolina School of the Arts, Winston-Salem State University

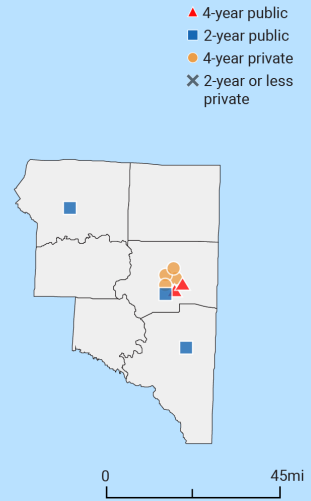
#### Public, 2-year

Davidson-Davie Community College, Forsyth Technical Community College, Surry Community College

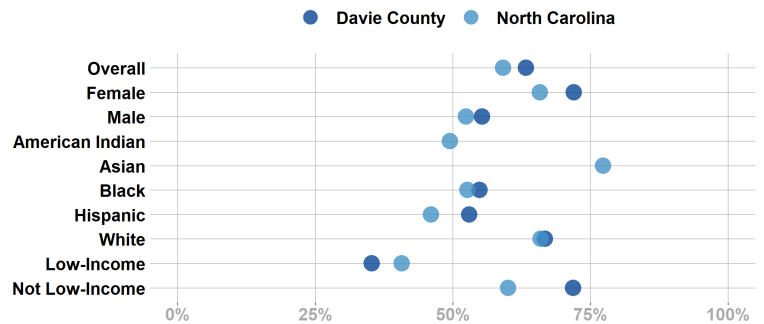
#### Private not-for-profit, 4-year or above

Carolina Christian College, Carolina University, Salem College, Wake Forest University

#### Private not-for-profit, 2-year



### Postsecondary Enrollment Rates for Select Groups in Davie County, 2022

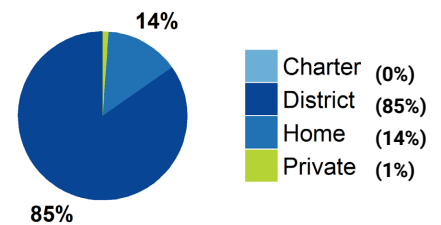


Note: Outcomes for groups with less than 10 students, <5% or >95% are not displayed.

### School Choice

6,974 total students were enrolled in K-12 in Davie County in the 2022-23 school year.

Note: This profile focuses on outcomes of students enrolled in district schools.



### Access to Postsecondary Credits

Students in Davie County completed **2,015 Career & Technical Education (CTE) credentials (495 (25%) were industry-valued credentials)** and **363 concentrations** in 2023. The top three CTE concentrations completed include Science, Technology, Engineering, & Mathematics; Arts, Audio/Video Technology, & Communications; and Architecture and Construction.

**262 high school students** took at least one **AP test (14%)** versus **8%** in peer counties (2023).

**171 high school students** participated in **Career & College Promise programs (41%)** versus **43%** in peer counties (2023).

For more information about each indicator, including data sources and methodology, visit:

[dashboard.myfuturenc.org/county-data-and-resources/](https://dashboard.myfuturenc.org/county-data-and-resources/)