

Forsyth County

myFutureNC 2024 Attainment Profiles



Winston-Salem
Prosperity Zone Sub-Region
Peer County Type: Urban
Local Education Agencies: 1 (2023)
Charter Schools: 5 (2023)

2030 Proposed Forsyth County Attainment Goal: 70,763 (Stretch Goal: 71,485)

2030 State Attainment Goal: 2 million

Population Spotlight

2020 Census: 382,584
2022 Estimate: 389,157
Change: 6,573

Growth Rate

1.7% County vs. 2.5% State



\$62,992
Median Household Income (2022)
State: \$67,516



62%
Home Owners (2022)
State: 67%



23.3%
Child Poverty Rate (2022)
State: 17.2%



12.4%
Opportunity Youth Rate (2022)
State: 10.9%



72%
Households with Broadband (2022)
State: 77%



3.7%
Unemployment Rate (2022)
State: 3.7%

Educational Attainment

Forsyth County residents ages 25-44, 2022

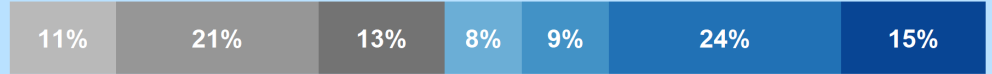
Less than high school High school graduate (including GED) Some college, no credential Short-term credential Associate degree Bachelor's degree Graduate or professional degree



No Degree
43,072
44.6%



Have Degree or Credential
53,428
55.4%



Note: Numbers may not add up to 100% due to rounding

Top Opportunities for Growth

These three areas represent the biggest opportunities for Forsyth County to improve future attainment outcomes.



Chronic Absenteeism

40% of Forsyth County students are chronically absent from school, above the urban county average of 28%.



NC Pre-K Enrollment

33% of Forsyth County eligible 4-year-olds are enrolled in NC Pre-K, below the urban county average of 41%.



Earning College Credit in High School

13% of Forsyth County graduates participated in Career & College Promise programs, below the urban county average of 21%. Also, 18% of high school students took at least one AP exam, below the peer county average of 26%.

Promising Attainment Practices

The new Promising Attainment Practices Database is a curated, searchable, and filterable collection of about 250 county, region, and state-level initiatives and programs that directly address various components of the state's attainment challenge. The Database allows local and regional initiative leaders and other stakeholders to identify groups across the state who are developing or operating initiatives designed to boost attainment.

Follow link to discover how Forsyth County has been meeting local needs:

https://dashboard.myfuturenc.org/promising-attainment-practices/?wdt_search=Forsyth

LABOR MARKET ALIGNMENT

In Winston-Salem Prosperity Zone Sub-Region:

82.4%

of postsecondary degrees and credentials conferred by regional institutions are aligned with labor market needs.

Top areas of misalignment:

Health Science below bachelor's
Transportation, Distribution & Logistics below bachelor's
Business Management & Administration bachelor's



1,224 Individuals served in an ApprenticeshipNC program in 2020

UNC and NC Community College Outcomes:

4,918 graduates in 2020

78% of 2016 graduates were employed in NC in 2021

\$43,544 annual average earnings of graduates employed in NC (includes both part-time and full-time jobs)

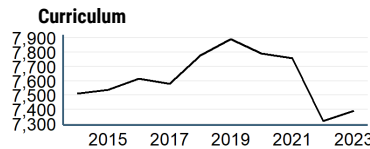


49% of adults (ages 25-44) in Forsyth County earned a family sustaining wage, 2022

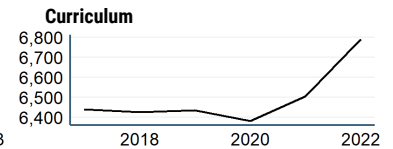
Forsyth County is served by:

Piedmont Triad Regional Workforce Development Board
Piedmont Triad Regional Council

UNC System College Enrollment



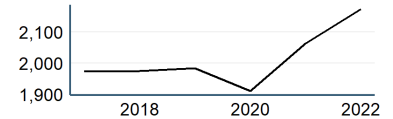
NC Community College Enrollment



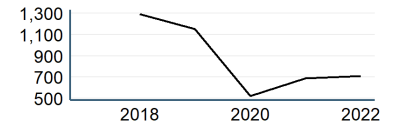
Top 3 Five-Star Jobs in Winston-Salem Prosperity Zone Sub-Region

Job Title	Annual Growth
Nurse Practitioners	4%
Logisticians	4%
Data Scientists	4%

First-time Curriculum Enrollments



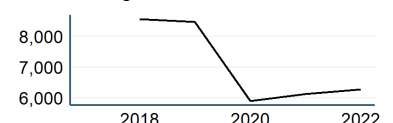
Basic Skills



Top 3 Employers in Forsyth County

Employer	Employment Range
Wake Forest University Baptist Medi	1000+
Winston Salem Forsyth County School	1000+
Forsyth Memorial Hospital Inc	1000+

Continuing Education



Adult Learners

Winston-Salem Sub-Prosperity Zone post-secondary enrollments in NC Community Colleges, Fall 2022

- 704 Basic Skills
- 8,867 Continuing Education
- 3,532 Curriculum

17% of Forsyth County residents have student loan debt; 9% of debt holders had student loans in default. 2022

Success of Forsyth County High School Graduates

- 83% of students who enroll persist to their second year versus 86% in peer counties. 2022
- 61% of students who enroll earn a degree or certificate within 6 years versus 62% in peer counties. 2022

Top destinations of all college-goers, Fall 2023

- 8,001 of all college-goers attended Forsyth TCC
- 811 of all college-goers attended Guilford TCC
- 619 of all college-goers attended Davidson-Davie CC

- 67% of seniors completed the FAFSA in 2023, compared to 62% statewide; 486 more need to complete in 2023 to meet state goal of 80%. 2023
- 81% of graduates reported intentions to enroll in a postsecondary institution versus 81% in peer counties. 2022
- 63% of graduates enrolled in a postsecondary institution within 12 months versus 64% in peer counties. 2022

50% of Forsyth County students have parents with no college degree (either 2- or 4-year) versus 37% in peer counties.

How students in Forsyth County traditional schools are doing:

- 33% of eligible 4-year-olds enrolled in NC Pre-K program, compared to 53% statewide; 884 more needed to meet state goal of 75%. 2023
- 27% of 3-8 graders are earning college-and-career-ready scores (level 4 or 5) in reading, compared to 30% statewide; 13,970 more needed to meet state goal of 73%. 2023
- 31% of 3-8 graders are earning college-and-career-ready scores (level 4 or 5) in math, compared to 35% statewide; 13,158 more needed to meet state goal of 86%. 2023
- 87% of 9th graders graduate within four years, compared to 87% statewide; 334 more needed to meet state goal of 95%. 2023
- 40% of students are chronically absent from school, compared to 27% statewide; 15,581 less needed to meet state goal of 11%. 2023

Forsyth County has a student-to-school counselor ratio of 316:1 versus 286:1 in peer counties. 2023

3% of students drop out of high school (554 total students), compared to 2% statewide. 2023

Degree Credentials Awarded, 2022

2,323 certificate | 2,089 associate | 2,703 bachelor's

Postsecondary assets in Winston-Salem Prosperity Zone sub-region

Public, 4-year or above

University of North Carolina School of the Arts, Winston-Salem State University

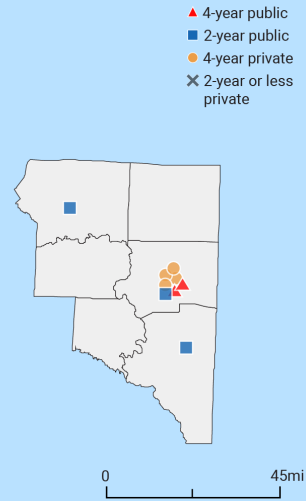
Public, 2-year

Davidson-Davie Community College, Forsyth Technical Community College, Surry Community College

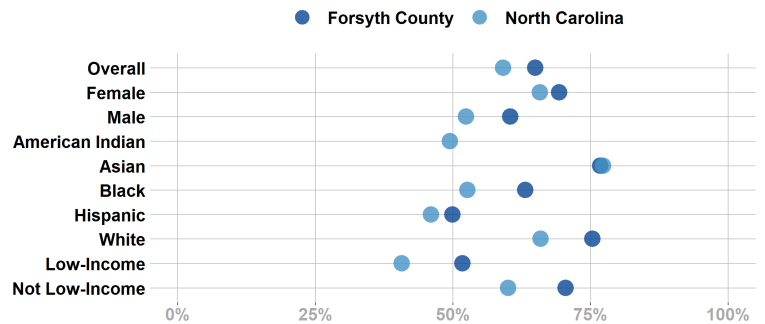
Private not-for-profit, 4-year or above

Carolina Christian College, Carolina University, Salem College, Wake Forest University

Private not-for-profit, 2-year



Postsecondary Enrollment Rates for Select Groups in Forsyth County, 2022

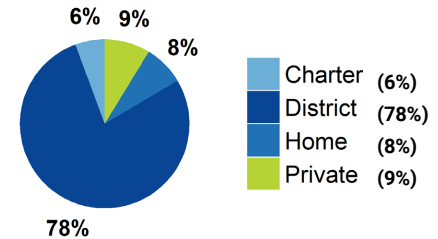


Note: Outcomes for groups with less than 10 students, <5% or >95% are not displayed.

School Choice

66,024 total students were enrolled in K-12 in Forsyth County in the 2022-23 school year.

Note: This profile focuses on outcomes of students enrolled in district schools.



Access to Postsecondary Credits

Students in Forsyth County completed 5,864 Career & Technical Education (CTE) credentials (1,212 (21%) were industry-valued credentials) and 1,709 concentrations in 2023. The top three CTE concentrations completed include Health Science; Science, Technology, Engineering, & Mathematics; and Human Services.

2,940 high school students took at least one AP test (18%) versus 26% in peer counties (2023).

490 high school students participated in Career & College Promise programs (13%) versus 21% in peer counties (2023).

For more information about each indicator, including data sources and methodology, visit:

dashboard.myfuturenc.org/county-data-and-resources/