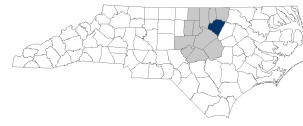


Franklin County

myFutureNC 2024 Attainment Profiles



Raleigh-Durham Prosperity Zone Sub-Region
Peer County Type: Rural - Metro
Local Education Agencies: 1 (2023)
Charter Schools: 3 (2023)

2030 Proposed Franklin County Attainment Goal: 12,495 (Stretch Goal: 12,634)

2030 State Attainment Goal: 2 million

Population Spotlight

2020 Census: 68,578
 2022 Estimate: 74,539
 Change: 5,961

Growth Rate

8.7% County vs. **2.5%** State



\$72,415
 Median Household Income (2022)
 State: \$67,516



77%
 Home Owners (2022)
 State: 67%



14.0%
 Child Poverty Rate (2022)
 State: 17.2%



14.3%
 Opportunity Youth Rate (2022)
 State: 10.9%



68%
 Households with Broadband (2022)
 State: 77%



3.6%
 Unemployment Rate (2022)
 State: 3.7%


Educational Attainment

Franklin County residents ages 25-44, 2022

Less than high school High school graduate (including GED) Some college, no credential Short-term credential Associate degree Bachelor's degree Graduate or professional degree

No Degree
8,959
 53.0%

Have Degree or Credential
7,942
 47.0%



Note: Numbers may not add up to 100% due to rounding

Top Opportunities for Growth

These three areas represent the biggest opportunities for Franklin County to improve future attainment outcomes.



NC Pre-K Enrollment

45% of Franklin County eligible 4-year-olds are enrolled in NC Pre-K, below the rural - metro county average of 59%.



Math Performance

27% of Franklin County 3-8 graders earn college-and-career-ready scores in Math, below the rural - metro county average of 30%.



Reading Performance

24% of Franklin County 3-8 graders earn college-and-career-ready scores in Reading, below the rural - metro county average of 26%.

Promising Attainment Practices

The new **Promising Attainment Practices Database** is a curated, searchable, and filterable collection of about 250 county, region, and state-level initiatives and programs that directly address various components of the state's attainment challenge. The Database allows local and regional initiative leaders and other stakeholders to identify groups across the state who are developing or operating initiatives designed to boost attainment.

Follow link to discover how Franklin County has been meeting local needs:

https://dashboard.myfuturenc.org/promising-attainment-practices/?wdt_search=Franklin

LABOR MARKET ALIGNMENT

In Raleigh-Durham Prosperity Zone Sub-Region:

76.5%

of postsecondary degrees and credentials conferred by regional institutions are aligned with labor market needs.

Top areas of misalignment:

Business Management & Administration bachelor's
Health Science below bachelor's
Information Technology bachelor's

5,347 Individuals served in an ApprenticeshipNC program in 2020

UNC and NC Community College Outcomes:

19,047 graduates in 2020

65% of 2016 graduates were employed in NC in 2021

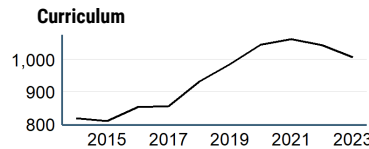
\$50,028 annual average earnings of graduates employed in NC (includes both part-time and full-time jobs)

51% of adults (ages 25-44) in Franklin County earned a **family sustaining wage**, 2022

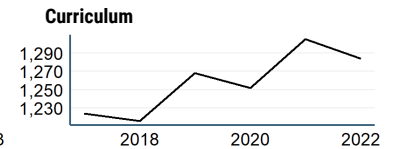
Franklin County is served by:

Kerr-Tar Workforce Development Board
Kerr-Tar Council of Governments

UNC System College Enrollment



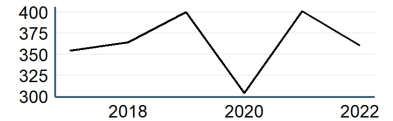
NC Community College Enrollment



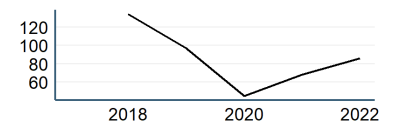
Top 3 Five-Star Jobs in Raleigh-Durham Prosperity Zone Sub-Region

Job Title	Annual Growth
Nurse Practitioners	4%
Data Scientists	4%
Statisticians	4%

First-time Curriculum Enrollments



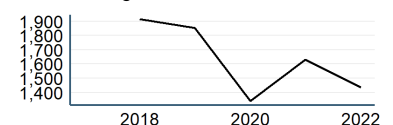
Basic Skills



Top 3 Employers in Franklin County

Employer	Employment Range
Franklin County Schools	1000+
County Of Franklin	500-999
Novozymes North America Inc	500-999

Continuing Education



Adult Learners

Raleigh-Durham Sub-Prosperity Zone post-secondary enrollments in NC Community Colleges, Fall 2022

- 3,247 Basic Skills
- 29,217 Continuing Education
- 9,377 Curriculum

16% of Franklin County residents have **student loan debt**; 7% of debt holders had **student loans in default**. 2022

Success of Franklin County High School Graduates

- 75% of students who enroll **persist to their second year** versus 79% in peer counties. 2022
- 54% of students who enroll **earn a degree or certificate** within 6 years versus 56% in peer counties. 2022

Top destinations of all college-goers, Fall 2023

- 871 of all college-goers attended **Vance-Granville CC**
- 737 of all college-goers attended **Wake TCC**
- 171 of all college-goers attended **Nash CC**

65% of seniors **completed the FAFSA** in 2023, compared to 62% statewide; 76 more need to complete in 2023 to meet state goal of 80%. 2023

67% of graduates reported **intentions to enroll** in a postsecondary institution versus 68% in peer counties. 2022

50% of graduates **enrolled in a postsecondary institution** within 12 months versus 51% in peer counties. 2022

59% of Franklin County students have **parents with no college degree** (either 2- or 4-year) versus 55% in peer counties.

How students in Franklin County traditional schools are doing:

45% of eligible 4-year-olds **enrolled in NC Pre-K program**, compared to 53% statewide; 104 more needed to meet state goal of 75%. 2023

24% of 3-8 graders are earning college-and-career-ready scores (level 4 or 5) in **reading**, compared to 30% statewide; 2,159 more needed to meet state goal of 73%. 2023

27% of 3-8 graders are earning college-and-career-ready scores (level 4 or 5) in **math**, compared to 35% statewide; 2,024 more needed to meet state goal of 86%. 2023

83% of 9th graders **graduate within four years**, compared to 87% statewide; 79 more needed to meet state goal of 95%. 2023

29% of students are **chronically absent from school**, compared to 27% statewide; 1,468 less needed to meet state goal of 11%. 2023

Franklin County has a **student-to-school counselor ratio** of 367:1 versus 362:1 in peer counties. 2023

1% of students **drop out of high school** (18 total students), compared to 2% statewide. 2023

Degree Credentials Awarded, 2022

5,278 certificate | 5,596 associate | 16,200 bachelor's

Postsecondary assets in Raleigh-Durham Prosperity Zone sub-region

Public, 4-year or above

North Carolina Central University, North Carolina State University at Raleigh, University of North Carolina at Chapel Hill

Public, 2-year

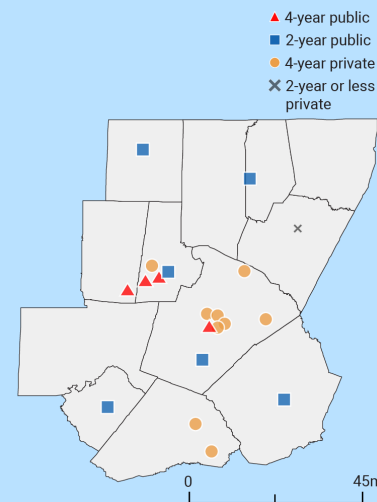
Central Carolina Community College, Durham Technical Community College, Johnston Community College, Piedmont Community College, Vance-Granville Community College, Wake Technical Community College

Private not-for-profit, 4-year or above

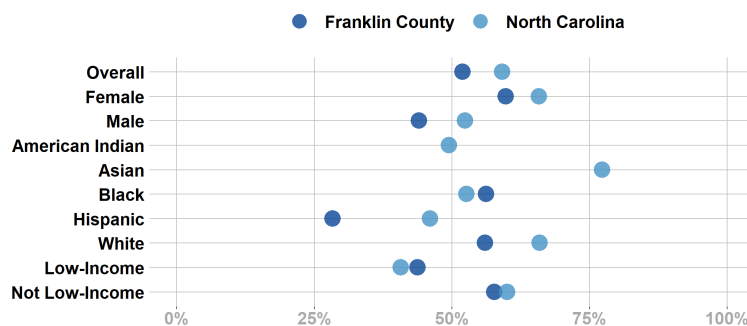
Campbell University, Duke University, Heritage Bible College, Meredith College, Saint Augustine's University, Shaw University, Southeastern Baptist Theological Seminary, Southeastern Free Will Baptist Bible College, Watts School of Nursing, William Peace University

Private not-for-profit, 2-year

Louisburg College



Postsecondary Enrollment Rates for Select Groups in Franklin County, 2022

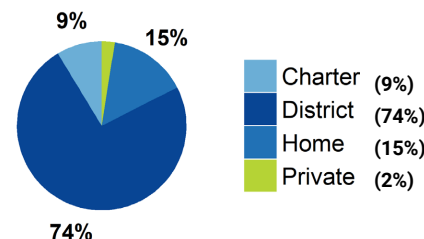


Note: Outcomes for groups with less than 10 students, <5% or >95% are not displayed.

School Choice

10,430 total students were enrolled in K-12 in Franklin County in the 2022-23 school year.

Note: This profile focuses on outcomes of students enrolled in district schools.



Access to Postsecondary Credits

Students in Franklin County completed 3,416 Career & Technical Education (CTE) credentials (452 (13%) were industry-valued credentials) and 441 concentrations in 2023. The top three CTE concentrations completed include Agricultural, Food, & Natural Resources; Hospitality & Tourism; and Human Services.

222 high school students took at least one **AP test** (8%) versus 8% in peer counties (2023).

126 high school students participated in **Career & College Promise programs** (21%) versus 43% in peer counties (2023).

For more information about each indicator, including data sources and methodology, visit:

dashboard.myfuturenc.org/county-data-and-resources/