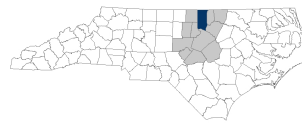


Granville County

myFutureNC 2024 Attainment Profiles



■ Raleigh-Durham Prosperity Zone Sub-Region
Peer County Type: Rural - Metro
Local Education Agencies: 1 (2023)
Charter Schools: 2 (2023)

2030 Proposed Granville County Attainment Goal: 10,737 (Stretch Goal: 10,850)

2030 State Attainment Goal: 2 million

Population Spotlight

2020 Census: 61,001
 2022 Estimate: 61,903
 Change: 902

Growth Rate

1.5% County vs. **2.5%** State



\$74,120
 Median Household Income (2022)
 State: \$67,516



76%
 Home Owners (2022)
 State: 67%



19.4%
 Child Poverty Rate (2022)
 State: 17.2%



17.2%
 Opportunity Youth Rate (2022)
 State: 10.9%



70%
 Households with Broadband (2022)
 State: 77%



3.2%
 Unemployment Rate (2022)
 State: 3.7%


Educational Attainment

Granville County residents ages 25-44, 2022

■ Less than high school
 ■ High school graduate (including GED)
 ■ Some college, no credential
 ■ Short-term credential
 ■ Associate degree
 ■ Bachelor's degree
 ■ Graduate or professional degree

No Degree
8,196
 55.5%

Have Degree or Credential
6,566
 44.5%



Note: Numbers may not add up to 100% due to rounding

Top Opportunities for Growth

These three areas represent the biggest opportunities for Granville County to improve future attainment outcomes.



Earning College Credit in High School

27% of Granville County graduates participated in Career & College Promise programs, below the rural - metro county average of 43%. Also, 6% of high school students took at least one AP exam, below the peer county average of 8%.



Math Performance

18% of Granville County 3-8 graders earn college-and-career-ready scores in Math, below the rural - metro county average of 30%.



Chronic Absenteeism

37% of Granville County students are chronically absent from school, above the rural - metro county average of 29%.

Promising Attainment Practices

The new **Promising Attainment Practices Database** is a curated, searchable, and filterable collection of about 250 county, region, and state-level initiatives and programs that directly address various components of the state's attainment challenge. The Database allows local and regional initiative leaders and other stakeholders to identify groups across the state who are developing or operating initiatives designed to boost attainment.

Follow link to discover how Granville County has been meeting local needs:

https://dashboard.myfuturenc.org/promising-attainment-practices/?wdt_search=Granville

LABOR MARKET ALIGNMENT

In Raleigh-Durham Prosperity Zone Sub-Region:

76.5%

of postsecondary degrees and credentials conferred by regional institutions are aligned with labor market needs.

Top areas of misalignment:

Business Management & Administration bachelor's
Health Science below bachelor's
Information Technology bachelor's

5,347 Individuals served in an ApprenticeshipNC program in 2020

UNC and NC Community College Outcomes:

19,047 graduates in 2020

65% of 2016 graduates were employed in NC in 2021

\$50,028 annual average earnings of graduates employed in NC (includes both part-time and full-time jobs)

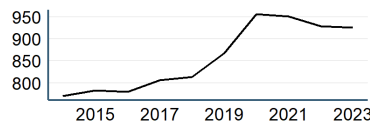
51% of adults (ages 25-44) in Granville County earned a **family sustaining wage**, 2022

Granville County is served by:

Kerr-Tar Workforce Development Board
Kerr-Tar Council of Governments

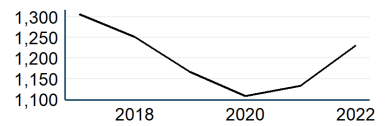
UNC System College Enrollment

Curriculum



NC Community College Enrollment

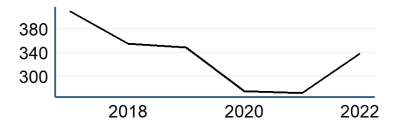
Curriculum



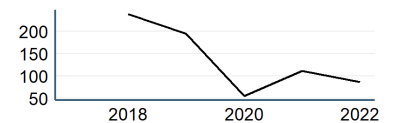
Top 3 Five-Star Jobs in Raleigh-Durham Prosperity Zone Sub-Region

Job Title	Annual Growth
Nurse Practitioners	4%
Data Scientists	4%
Statisticians	4%

First-time Curriculum Enrollments



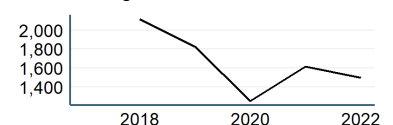
Basic Skills



Top 3 Employers in Granville County

Employer	Employment Range
State Of NC Dept Of Health & Human	1000+
Food Lion	1000+
U S Department Of Justice Justice M	1000+

Continuing Education



Adult Learners

Raleigh-Durham Sub-Prosperity Zone post-secondary enrollments in NC Community Colleges, Fall 2022

- 3,247 Basic Skills
- 29,217 Continuing Education
- 9,377 Curriculum

13% of Granville County residents have student loan debt; 8% of debt holders had student loans in default. 2022

Success of Granville County High School Graduates

- 85% of students who enroll persist to their second year versus 79% in peer counties. 2022
- 60% of students who enroll earn a degree or certificate within 6 years versus 56% in peer counties. 2022

Top destinations of all college-goers, Fall 2023

- 1,418 of all college-goers attended Vance-Granville CC
- 249 of all college-goers attended Wake TCC
- 167 of all college-goers attended Durham TCC

67% of seniors completed the FAFSA in 2023, compared to 62% statewide; 53 more need to complete in 2023 to meet state goal of 80%. 2023

69% of graduates reported intentions to enroll in a postsecondary institution versus 68% in peer counties. 2022

52% of graduates enrolled in a postsecondary institution within 12 months versus 51% in peer counties. 2022

55% of Granville County students have parents with no college degree (either 2- or 4-year) versus 55% in peer counties.

How students in Granville County traditional schools are doing:

58% of eligible 4-year-olds enrolled in NC Pre-K program, compared to 53% statewide; 42 more needed to meet state goal of 75%. 2023

20% of 3-8 graders are earning college-and-career-ready scores (level 4 or 5) in reading, compared to 30% statewide; 1,903 more needed to meet state goal of 73%. 2023

18% of 3-8 graders are earning college-and-career-ready scores (level 4 or 5) in math, compared to 35% statewide; 1,962 more needed to meet state goal of 86%. 2023

79% of 9th graders graduate within four years, compared to 87% statewide; 86 more needed to meet state goal of 95%. 2023

37% of students are chronically absent from school, compared to 27% statewide; 1,831 less needed to meet state goal of 11%. 2023

Granville County has a student-to-school counselor ratio of 296:1 versus 362:1 in peer counties. 2023

4% of students drop out of high school (88 total students), compared to 2% statewide. 2023

Degree Credentials Awarded, 2022

5,278 certificate | 5,596 associate | 16,200 bachelor's

Postsecondary assets in Raleigh-Durham Prosperity Zone sub-region

Public, 4-year or above

North Carolina Central University, North Carolina State University at Raleigh, University of North Carolina at Chapel Hill

Public, 2-year

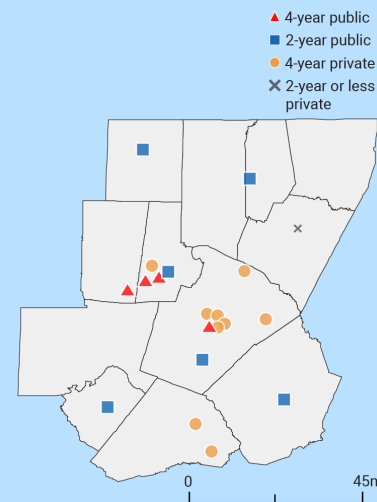
Central Carolina Community College, Durham Technical Community College, Johnston Community College, Piedmont Community College, Vance-Granville Community College, Wake Technical Community College

Private not-for-profit, 4-year or above

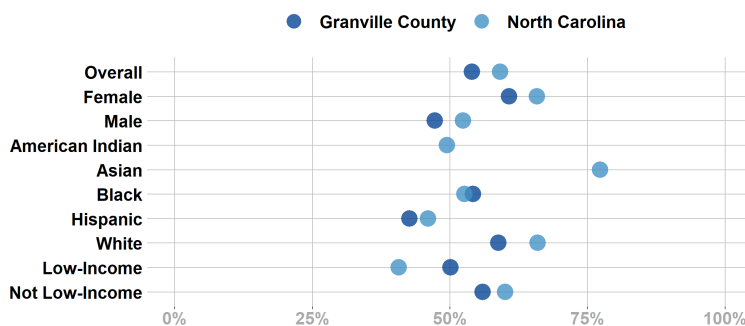
Campbell University, Duke University, Heritage Bible College, Meredith College, Saint Augustine's University, Shaw University, Southeastern Baptist Theological Seminary, Southeastern Free Will Baptist Bible College, Watts School of Nursing, William Peace University

Private not-for-profit, 2-year

Louisburg College



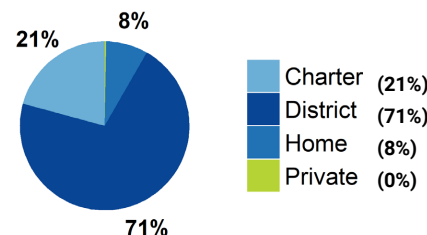
Postsecondary Enrollment Rates for Select Groups in Granville County, 2022



Note: Outcomes for groups with less than 10 students, <5% or >95% are not displayed.

School Choice

9,225 total students were enrolled in K-12 in Granville County in the 2022-23 school year.



Note: This profile focuses on outcomes of students enrolled in district schools.

Access to Postsecondary Credits

Students in Granville County completed 2,243 Career & Technical Education (CTE) credentials (194 (9%) were industry-valued credentials) and 217 concentrations in 2023. The top three CTE concentrations completed include Agricultural, Food, & Natural Resources; Health Science; and Human Services.

126 high school students took at least one AP test (6%) versus 8% in peer counties (2023).

133 high school students participated in Career & College Promise programs (27%) versus 43% in peer counties (2023).

For more information about each indicator, including data sources and methodology, visit:

dashboard.myfuturenc.org/county-data-and-resources/