

Greene County

myFutureNC 2024 Attainment Profiles



■ Goldsboro-Kinston Prosperity Zone Sub-Region
Peer County Type: Rural - Non-Metro
Local Education Agencies: 1 (2023)
Charter Schools: 0 (2023)

2030 Proposed Greene County Attainment Goal: 2,054 (Stretch Goal: 2,112)

2030 State Attainment Goal: 2 million

Population Spotlight

2020 Census: 20,449
 2022 Estimate: 20,211
 Change: -238

Growth Rate

-1.2% vs. **2.5%**
 County State



\$49,992
 Median Household Income (2022)
 State: \$67,516



67%
 Home Owners (2022)
 State: 67%



36.7%
 Child Poverty Rate (2022)
 State: 17.2%



16.8%
 Opportunity Youth Rate (2022)
 State: 10.9%



44%
 Households with Broadband (2022)
 State: 77%



3.2%
 Unemployment Rate (2022)
 State: 3.7%


Educational Attainment

Greene County residents ages 25-44, 2022

■ Less than high school ■ High school graduate (including GED) ■ Some college, no credential ■ Short-term credential ■ Associate degree ■ Bachelor's degree ■ Graduate or professional degree

No Degree
4,070
 69.5%

Have Degree or Credential
1,782
 30.5%



Note: Numbers may not add up to 100% due to rounding

Top Opportunities for Growth

These three areas represent the biggest opportunities for Greene County to improve future attainment outcomes.



Math Performance

19% of Greene County 3-8 graders earn college-and-career-ready scores in Math, below the rural - non-metro county average of 29%.



Reading Performance

16% of Greene County 3-8 graders earn college-and-career-ready scores in Reading, below the rural - non-metro county average of 25%.



Earning College Credit in High School

6% of Greene County high school students took at least one AP exam, below the rural - non-metro county average of 8%. Also, 49% of graduates participated in the Career & College Promise programs, below the peer county average of 51%.

Promising Attainment Practices

The new **Promising Attainment Practices Database** is a curated, searchable, and filterable collection of about 250 county, region, and state-level initiatives and programs that directly address various components of the state's attainment challenge. The Database allows local and regional initiative leaders and other stakeholders to identify groups across the state who are developing or operating initiatives designed to boost attainment.

Follow link to discover how Greene County has been meeting local needs:

https://dashboard.myfuturenc.org/promising-attainment-practices/?wdt_search=Greene

LABOR MARKET ALIGNMENT

In Goldsboro-Kinston Prosperity Zone Sub-Region:

72.6%

of postsecondary degrees and credentials conferred by regional institutions are aligned with labor market needs.

Top areas of misalignment:

Health Science below bachelor's and bachelor's
Business Management & Administration bachelor's
Transportation, Distribution & Logistics below bachelor's

117 Individuals served in an ApprenticeshipNC program in 2020

UNC and NC Community College Outcomes:

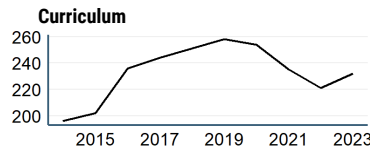
1,646 graduates in 2020
75% of 2016 graduates were employed in NC in 2021
\$38,627 annual average earnings of graduates employed in NC (includes both part-time and full-time jobs)

39% of adults (ages 25-44) in Greene County earned a family sustaining wage, 2022

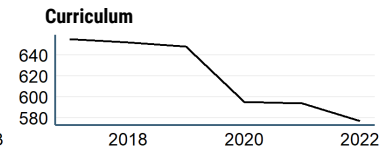
Greene County is served by:

Eastern Carolina Workforce Development Board
 Eastern Carolina Council of Governments

UNC System College Enrollment



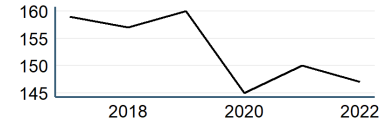
NC Community College Enrollment



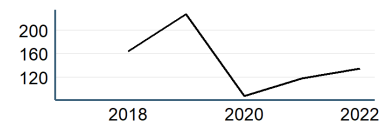
Top 3 Five-Star Jobs in Goldsboro-Kinston Prosperity Zone Sub-Region

| Job Title | Annual Growth |
|--------------------------------------|---------------|
| Nurse Practitioners | 4% |
| Logisticians | 3% |
| Medical and Health Services Managers | 2% |

First-time Curriculum Enrollments



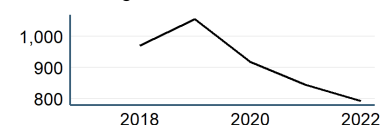
Basic Skills



Top 3 Employers in Greene County

| Employer | Employment Range |
|------------------------------|------------------|
| Dept Of Public Safety | 500-999 |
| Greene County Public Schools | 250-499 |
| County Of Greene | 100-249 |

Continuing Education



POSTSECONDARY COMPLETION

Adult Learners

Goldsboro-Kinston Sub-Prosperity Zone post-secondary enrollments in NC Community Colleges, Fall 2022

- 609 Basic Skills
- 5,531 Continuing Education
- 1,439 Curriculum

11% of Greene County residents have student loan debt; 11% of debt holders had student loans in default. 2022

Success of Greene County High School Graduates

- 80% of students who enroll persist to their second year versus 78% in peer counties. 2022
- 52% of students who enroll earn a degree or certificate within 6 years versus 55% in peer counties. 2022

Top destinations of all college-goers, Fall 2023

- 736 of all college-goers attended Lenoir CC
- 186 of all college-goers attended Pitt CC
- 70 of all college-goers attended Wayne CC

COLLEGE & CAREER ACCESS

- 65% of seniors completed the FAFSA in 2023, compared to 62% statewide; 26 more need to complete in 2023 to meet state goal of 80%. 2023
- 68% of graduates reported intentions to enroll in a postsecondary institution versus 68% in peer counties. 2022
- 47% of graduates enrolled in a postsecondary institution within 12 months versus 52% in peer counties. 2022

57% of Greene County students have parents with no college degree (either 2- or 4-year) versus 55% in peer counties.

ACADEMIC READINESS

How students in Greene County traditional schools are doing:

- 69% of eligible 4-year-olds enrolled in NC Pre-K program, compared to 53% statewide; 9 more needed to meet state goal of 75%. 2023
- 16% of 3-8 graders are earning college-and-career-ready scores (level 4 or 5) in reading, compared to 30% statewide; 853 more needed to meet state goal of 73%. 2023
- 19% of 3-8 graders are earning college-and-career-ready scores (level 4 or 5) in math, compared to 35% statewide; 817 more needed to meet state goal of 86%. 2023
- 89% of 9th graders graduate within four years, compared to 87% statewide; 13 more needed to meet state goal of 95%. 2023
- 23% of students are chronically absent from school, compared to 27% statewide; 352 less needed to meet state goal of 11%. 2023

Greene County has a student-to-school counselor ratio of 295:1 versus 325:1 in peer counties. 2023

2% of students drop out of high school (18 total students), compared to 2% statewide. 2023

Degree Credentials Awarded, 2022

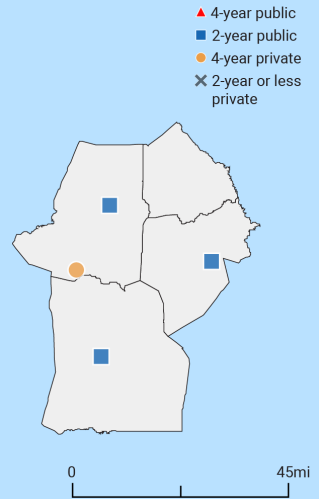
1,805 certificate | 1,140 associate | 506 bachelor's

Postsecondary assets in Goldsboro-Kinston Prosperity Zone sub-region

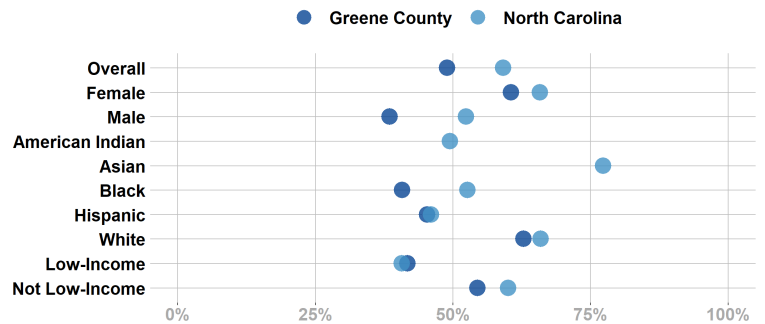
Public, 4-year or above
Public, 2-year
 James Sprunt Community College, Lenoir Community College, Wayne Community College

Private not-for-profit, 4-year or above
 University of Mount Olive

Private not-for-profit, 2-year



Postsecondary Enrollment Rates for Select Groups in Greene County, 2022

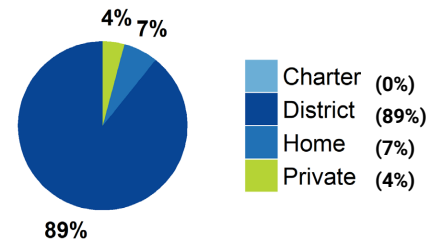


Note: Outcomes for groups with less than 10 students, <5% or >95% are not displayed.

School Choice

2,972 total students were enrolled in K-12 in Greene County in the 2022-23 school year.

Note: This profile focuses on outcomes of students enrolled in district schools.



Access to Postsecondary Credits

Students in Greene County completed 1,143 Career & Technical Education (CTE) credentials (85 (7%) were industry-valued credentials) and 109 concentrations in 2023. The top three CTE concentrations completed include Health Science; Agricultural, Food, & Natural Resources; and Hospitality & Tourism.

50 high school students took at least one AP test (6%) versus 8% in peer counties (2023).

102 high school students participated in Career & College Promise programs (49%) versus 51% in peer counties (2023).

For more information about each indicator, including data sources and methodology, visit:

dashboard.myfuturenc.org/county-data-and-resources/