

Halifax County

myFutureNC 2024 Attainment Profiles



Greenville
Prosperity Zone Sub-Region
Peer County Type: Rural - Non-Metro
Local Education Agencies: 3 (2023)
Charter Schools: 2 (2023)

2030 Proposed Halifax County Attainment Goal: 4,692 (Stretch Goal: 4,805)

2030 State Attainment Goal: 2 million

Population Spotlight

2020 Census: 48,622
2022 Estimate: 47,848
Change: -774

Growth Rate

-1.6% vs. 2.5%
County State



\$44,804
Median Household Income (2022)
State: \$67,516



63%
Home Owners (2022)
State: 67%



33.5%
Child Poverty Rate (2022)
State: 17.2%



25.0%
Opportunity Youth Rate (2022)
State: 10.9%



54%
Households with Broadband (2022)
State: 77%



5.5%
Unemployment Rate (2022)
State: 3.7%

Educational Attainment

Halifax County residents ages 25-44, 2022

Less than high school High school graduate (including GED) Some college, no credential Short-term credential Associate degree Bachelor's degree Graduate or professional degree

No Degree or Credential
7,407
66.1%

Have Degree or Credential
3,798
33.9%



Note: Numbers may not add up to 100% due to rounding

Top Opportunities for Growth

These three areas represent the biggest opportunities for Halifax County to improve future attainment outcomes.



NC Pre-K Enrollment

53% of Halifax County eligible 4-year-olds are enrolled in NC Pre-K, below the rural - non-metro county average of 68%.



Math Performance

17% of Halifax County 3-8 graders earn college-and-career-ready scores in Math, below the rural - non-metro county average of 29%.



Chronic Absenteeism

41% of Halifax County students are chronically absent from school, above the rural - non-metro county average of 29%.

Promising Attainment Practices

The new Promising Attainment Practices Database is a curated, searchable, and filterable collection of about 250 county, region, and state-level initiatives and programs that directly address various components of the state's attainment challenge. The Database allows local and regional initiative leaders and other stakeholders to identify groups across the state who are developing or operating initiatives designed to boost attainment.

Follow link to discover how Halifax County has been meeting local needs:

https://dashboard.myfuturenc.org/promising-attainment-practices/?wdt_search=Halifax

LABOR MARKET ALIGNMENT

In Greenville Prosperity Zone Sub-Region:

85.4%

of postsecondary degrees and credentials conferred by regional institutions are aligned with labor market needs.

Top areas of misalignment:

Health Science below bachelor's
Transportation, Distribution & Logistics below bachelor's
Business Management & Administration bachelor's



402 Individuals served in an ApprenticeshipNC program in 2020

UNC and NC Community College Outcomes:

7,374 graduates in 2020

71% of 2016 graduates were employed in NC in 2021

\$46,194 annual average earnings of graduates employed in NC (includes both part-time and full-time jobs)

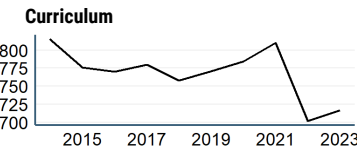


29% of adults (ages 25-44) in Halifax County earned a family sustaining wage, 2022

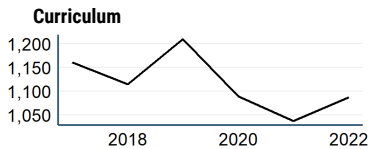
Halifax County is served by:

Turning Point Workforce Development Board
Upper Coastal Plain Council of Governments

UNC System College Enrollment



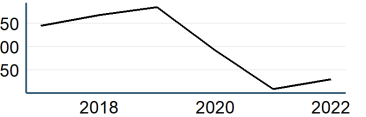
NC Community College Enrollment



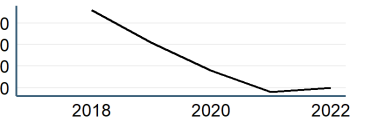
Top 3 Five-Star Jobs in Greenville Prosperity Zone Sub-Region

Job Title	Annual Growth
Nurse Practitioners	4%
Data Scientists	3%
Logisticians	3%

First-time Curriculum Enrollments



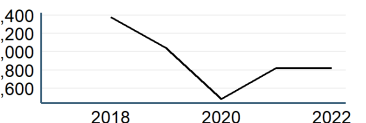
Basic Skills



Top 3 Employers in Halifax County

Employer	Employment Range
Resers Fine Foods Inc	500-999
Vidant Medical Center	500-999
County Of Halifax	500-999

Continuing Education



Adult Learners

Greenville Sub-Prosperity Zone post-secondary enrollments in NC Community Colleges, Fall 2022

- 451 Basic Skills
- 7,014 Continuing Education
- 2,424 Curriculum

14% of Halifax County residents have **student loan debt**, 12% of debt holders had **student loans in default**. 2022

Success of Halifax County High School Graduates

- 76% of students who enroll **persist to their second year** versus 78% in peer counties. 2022
- 40% of students who enroll **earn a degree or certificate** within 6 years versus 55% in peer counties. 2022

Top destinations of all college-goers, Fall 2023

- 1,357 of all college-goers attended **Halifax CC**
- 249 of all college-goers attended **Nash CC**
- 140 of all college-goers attended **Edgecombe CC**

- 59% of seniors **completed the FAFSA** in 2023, compared to 62% statewide; 77 more need to complete in 2023 to meet state goal of 80%. 2023
- 55% of graduates reported **intentions to enroll** in a postsecondary institution versus 68% in peer counties. 2022
- 47% of graduates **enrolled in a postsecondary institution** within 12 months versus 52% in peer counties. 2022

66% of Halifax County students have **parents with no college degree** (either 2- or 4-year) versus 55% in peer counties.

How students in Halifax County traditional schools are doing:

- 53% of eligible 4-year-olds **enrolled in NC Pre-K program**, compared to 53% statewide; 86 more needed to meet state goal of 75%. 2023
- 15% of 3-8 graders are earning college-and-career-ready scores (level 4 or 5) in **reading**, compared to 30% statewide; 1,685 more needed to meet state goal of 73%. 2023
- 17% of 3-8 graders are earning college-and-career-ready scores (level 4 or 5) in **math**, compared to 35% statewide; 1,655 more needed to meet state goal of 86%. 2023
- 81% of 9th graders **graduate within four years**, compared to 87% statewide; 60 more needed to meet state goal of 95%. 2023
- 41% of students are **chronically absent from school**, compared to 27% statewide; 1,696 less needed to meet state goal of 11%. 2023

Halifax County has a **student-to-school counselor ratio** of 297:1 versus 325:1 in peer counties. 2023

4% of students **drop out of high school** (36 total students), compared to 2% statewide. 2023

Degree Credentials Awarded, 2022

1,509 certificate | 1,805 associate | 4,867 bachelor's

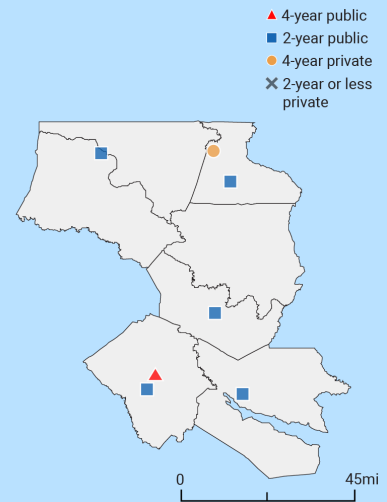
Postsecondary assets in Greenville Prosperity Zone sub-region

Public, 4-year or above
East Carolina University

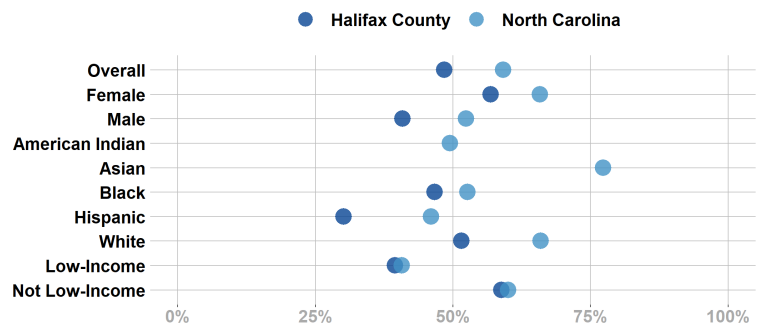
Public, 2-year
Beaufort County Community College, Halifax Community College, Martin Community College, Pitt Community College, Roanoke-Chowan Community College

Private not-for-profit, 4-year or above
Chowan University

Private not-for-profit, 2-year



Postsecondary Enrollment Rates for Select Groups in Halifax County, 2022

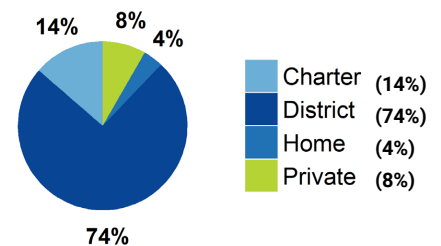


Note: Outcomes for groups with less than 10 students, <5% or >95% are not displayed.

School Choice

7,173 total students were enrolled in K-12 in Halifax County in the 2022-23 school year.

Note: This profile focuses on outcomes of students enrolled in district schools.



Access to Postsecondary Credits

Students in Halifax County completed **2,586 Career & Technical Education (CTE) credentials (197 (8%) were industry-valued credentials) and 299 concentrations** in 2023. The top three CTE concentrations completed include Business Management & Administration; Law, Public Safety, Corrections, & Security; and Agricultural, Food, & Natural Resources.

124 high school students took at least one **AP test (14%)** versus 8% in peer counties (2023).

183 high school students participated in **Career & College Promise programs (44%)** versus 51% in peer counties (2023).

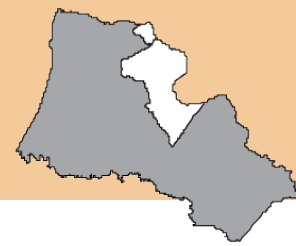
For more information about each indicator, including data sources and methodology, visit:

dashboard.myfuturenc.org/county-data-and-resources/

City/District School Profile

Halifax County Schools | 2022-2023

This profile is a supplement to the County Profiles



□ district boundary

Total Schools: 11 **Total Students:** 2,077

ACADEMIC READINESS

How students in Halifax County Schools are currently doing:

- **8%** of 3-8 graders are earning college-and-career-ready scores (level 4 or 5) in **reading**, compared to **30%** statewide; 602 more needed to meet state goal of **73%**. 2023
- **7%** of 3-8 graders are earning college-and-career-ready scores (level 4 or 5) in **math**, compared to **35%** statewide; 742 more needed to meet state goal of **86%**. 2023
- **78%** of 9th graders **graduate within four years**, compared to **87%** statewide; 26 more needed to meet state goal of **95%**. 2023
- **50%** of students are **chronically absent from school**, compared to **27%** statewide; 874 less needed to meet state goal of **11%**. 2023



Halifax County Schools has a **student-to-school counselor ratio** of **260:1**. 2023

Access to Postsecondary Credits

Students in Halifax County Schools completed **445 Career & Technical Education (CTE) credentials (10 (2%) were industry-valued credentials) and 81 concentrations** in 2023. The top three CTE concentrations completed include Business Management & Administration; Agricultural, Food, & Natural Resources; and Human Services.



Less than 10 high school students took at least one **AP test (<5%)** (2023).



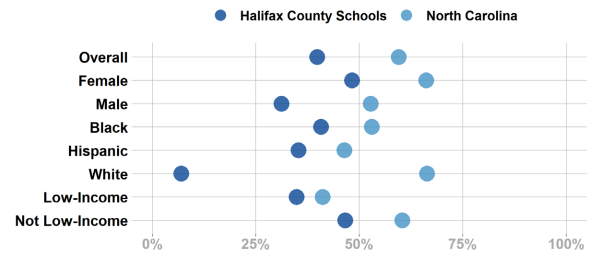
75 high school students participated in **Career & College Promise programs (45%)** (2023).

COLLEGE & CAREER ACCESS

How students in Halifax County Schools are planning for and enrolling in college:

- **65%** of seniors **completed the FAFSA** in 2023, compared to **62%** statewide; 18 more need to complete in 2023 to meet state goal of **80%**. 2023
- **39%** of graduates reported **intentions to enroll** in a postsecondary institution. 2022
- **38%** of graduates **enrolled in a postsecondary institution** within 12 months. 2022

Postsecondary Enrollment Rates (within 12 months) for Select Groups in Halifax County Schools, 2022



Note: Outcomes for groups with less than 10 students, <5% or >95% are not displayed.

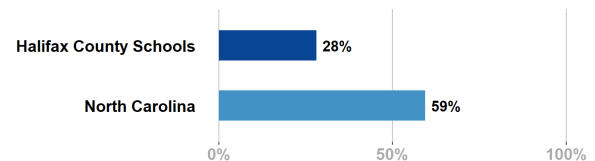
POSTSECONDARY COMPLETION

Top destinations of all college-goers, Fall 2023

- Halifax CC
- Nash CC
- Edgecombe CC

• **70%** of college students **persist to their second year** of attendance. 2022

Percentage of students enrolled in North Carolina postsecondary institution who graduate within 6 years of enrollment, 2022



** Observations <10 or no data available

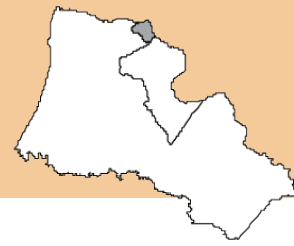
For more information about each indicator, including data sources and methodology, visit:

dashboard.myfuturenc.org/county-data-and-resources/

City/District School Profile

Roanoke Rapids City Schools | 2022-2023

This profile is a supplement to the County Profiles



district boundary

Total Schools: 5 Total Students: 2,621

ACADEMIC READINESS

How students in Roanoke Rapids City Schools are currently doing:

- **22%** of 3-8 graders are earning college-and-career-ready scores (level 4 or 5) in **reading**, compared to **30%** statewide; 602 more needed to meet state goal of **73%**. 2023
- **27%** of 3-8 graders are earning college-and-career-ready scores (level 4 or 5) in **math**, compared to **35%** statewide; 688 more needed to meet state goal of **86%**. 2023
- **86%** of 9th graders **graduate within four years**, compared to **87%** statewide; 19 more needed to meet state goal of **95%**. 2023
- **34%** of students are **chronically absent from school**, compared to **27%** statewide; 630 less needed to meet state goal of **11%**. 2023



Roanoke Rapids City Schools has a **student-to-school counselor ratio** of **437:1**. 2023

Access to Postsecondary Credits

Students in Roanoke Rapids City Schools completed **1,932 Career & Technical Education (CTE) credentials (163 (8%) were industry-valued credentials) and 117 concentrations** in 2023. The top three CTE concentrations completed include Law, Public Safety, Corrections, & Security; Health Science; and Hospitality & Tourism.



124 high school students took at least one **AP test (14%)** (2023).



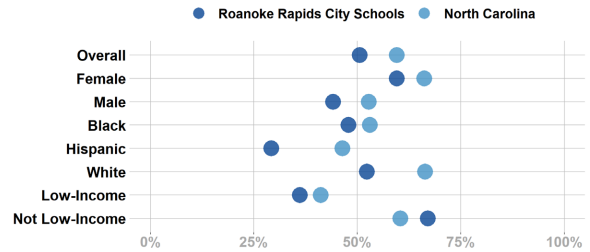
78 high school students participated in **Career & College Promise programs (40%)** (2023).

COLLEGE & CAREER ACCESS

How students in Roanoke Rapids City Schools are planning for and enrolling in college:

- **53%** of seniors **completed the FAFSA** in 2023, compared to **62%** statewide; 52 more need to complete in 2023 to meet state goal of **80%**. 2023
- **64%** of graduates reported **intentions to enroll** in a postsecondary institution. 2022
- **49%** of graduates **enrolled in a postsecondary institution** within 12 months. 2022

Postsecondary Enrollment Rates (within 12 months) for Select Groups in Roanoke Rapids City Schools, 2022



Note: Outcomes for groups with less than 10 students, <5% or >95% are not displayed.

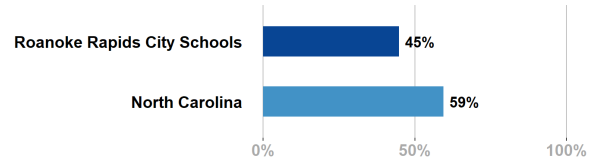
POSTSECONDARY COMPLETION

Top destinations of all college-goers, Fall 2023

- Halifax CC
- Nash CC
- Edgecombe CC

• **79%** of college students **persist to their second year** of attendance. 2022

Percentage of students enrolled in North Carolina postsecondary institution who graduate within 6 years of enrollment, 2022



** Observations <10 or no data available

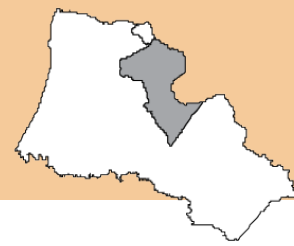
For more information about each indicator, including data sources and methodology, visit:

dashboard.myfuturenc.org/county-data-and-resources/

City/District School Profile

Weldon City Schools | 2022-2023

This profile is a supplement to the County Profiles



□ district boundary

Total Schools: 4 Total Students: 648

ACADEMIC READINESS

How students in Weldon City Schools are currently doing:

- **11%** of 3-8 graders are earning college-and-career-ready scores (level 4 or 5) in **reading**, compared to **30%** statewide; 171 more needed to meet state goal of **73%**. 2023
- **5%** of 3-8 graders are earning college-and-career-ready scores (level 4 or 5) in **math**, compared to **35%** statewide; 224 more needed to meet state goal of **86%**. 2023
- **76%** of 9th graders **graduate within four years**, compared to **87%** statewide; 14 more needed to meet state goal of **95%**. 2023
- **38%** of students are **chronically absent from school**, compared to **27%** statewide; 192 less needed to meet state goal of **11%**. 2023



Weldon City Schools has a **student-to-school counselor ratio of 162:1**. 2023

Access to Postsecondary Credits

Students in Weldon City Schools completed **209 Career & Technical Education (CTE) credentials (24 (11%) were industry-valued credentials) and 101 concentrations** in 2023. The top three CTE concentrations completed include Business Management & Administration; Agricultural, Food, & Natural Resources; and Arts, Audio/Video Technology, & Communications.



Less than 10 high school students took at least one **AP test (<5%)** (2023).



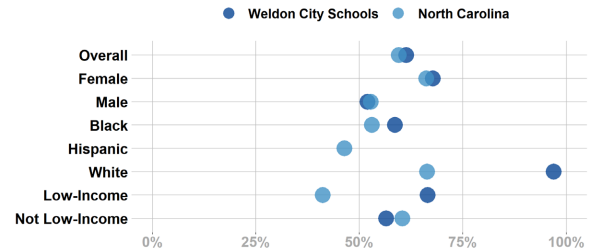
30 high school students participated in **Career & College Promise programs (54%)** (2023).

COLLEGE & CAREER ACCESS

How students in Weldon City Schools are planning for and enrolling in college:

- **66%** of seniors **completed the FAFSA** in 2023, compared to **62%** statewide; 7 more need to complete in 2023 to meet state goal of **80%**. 2023
- **63%** of graduates reported **intentions to enroll** in a postsecondary institution. 2022
- **59%** of graduates **enrolled in a postsecondary institution** within 12 months. 2022

Postsecondary Enrollment Rates (within 12 months) for Select Groups in Weldon City Schools, 2022



Note: Outcomes for groups with less than 10 students, <5% or >95% are not displayed.

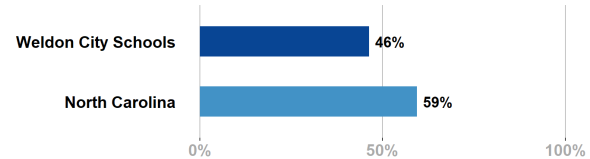
POSTSECONDARY COMPLETION

Top destinations of all college-goers, Fall 2023

- Halifax CC
- Nash CC
- Edgecombe CC

• **76%** of college students **persist to their second year** of attendance. 2022

Percentage of students enrolled in North Carolina postsecondary institution who graduate within 6 years of enrollment, 2022



** Observations <10 or no data available

For more information about each indicator, including data sources and methodology, visit:

dashboard.myfuturenc.org/county-data-and-resources/