

# Haywood County

myFutureNC 2024 Attainment Profiles



Waynesville-Franklin Prosperity Zone Sub-Region  
**Peer County Type:** Rural - Metro  
**Local Education Agencies:** 1 (2023)  
**Charter Schools:** 1 (2023)

2030 Proposed Haywood County Attainment Goal: 10,766 (Stretch Goal: 10,846)

2030 State Attainment Goal: 2 million

## Population Spotlight

2020 Census: 62,097  
 2022 Estimate: 62,609  
 Change: 512

## Growth Rate

**0.8%** County vs. **2.5%** State



**\$62,374**  
 Median Household Income (2022)  
 State: \$67,516



**75%**  
 Home Owners (2022)  
 State: 67%



**18.6%**  
 Child Poverty Rate (2022)  
 State: 17.2%



**12.8%**  
 Opportunity Youth Rate (2022)  
 State: 10.9%



**59%**  
 Households with Broadband (2022)  
 State: 77%



**3.2%**  
 Unemployment Rate (2022)  
 State: 3.7%

## Educational Attainment

Haywood County residents ages 25-44, 2022

Less than high school High school graduate (including GED) Some college, no credential Short-term credential Associate degree Bachelor's degree Graduate or professional degree

**No Degree**  
**6,896**  
 49.8%

**Have Degree or Credential**  
**6,953**  
 50.2%



Note: Numbers may not add up to 100% due to rounding

## Top Opportunities for Growth

These three areas represent the biggest opportunities for Haywood County to improve future attainment outcomes.



### NC Pre-K Enrollment

53% of Haywood County eligible 4-year-olds are enrolled in NC Pre-K, below the rural - metro county average of 59%.



### Earning College Credit in High School

6% of Haywood County high school students took at least one AP exam, below the rural - metro county average of 8%. Also, 42% of graduates participated in the Career & College Promise programs, below the peer county average of 43%.



### School Counselors

Haywood County has a student-to-school counselor ratio of 375:1, above the rural - metro county average of 362:1.

## Promising Attainment Practices

The new **Promising Attainment Practices Database** is a curated, searchable, and filterable collection of about 250 county, region, and state-level initiatives and programs that directly address various components of the state's attainment challenge. The Database allows local and regional initiative leaders and other stakeholders to identify groups across the state who are developing or operating initiatives designed to boost attainment.

Follow link to discover how Haywood County has been meeting local needs:

[https://dashboard.myfuturenc.org/promising-attainment-practices/?wdt\\_search=Haywood](https://dashboard.myfuturenc.org/promising-attainment-practices/?wdt_search=Haywood)

LABOR MARKET ALIGNMENT

## In Waynesville-Franklin Prosperity Zone Sub-Region:

**80.1%**

of postsecondary degrees and credentials conferred by regional institutions are aligned with labor market needs.

### Top areas of misalignment:

**Health Science** all levels  
**Transportation, Distribution & Logistics** below bachelor's  
**Business Management & Administration** bachelor's



**15** Individuals served in an ApprenticeshipNC program in 2020

### UNC and NC Community College Outcomes:

**3,111** graduates in 2020

**69%** of 2016 graduates were employed in NC in 2021

**\$41,526** annual average earnings of graduates employed in NC (includes both part-time and full-time jobs)

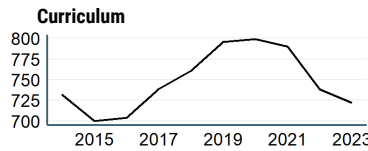


**52%** of adults (ages 25-44) in Haywood County earned a **family sustaining wage**, 2022

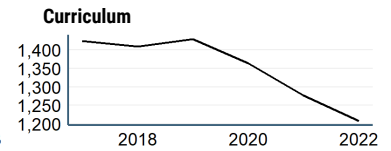
### Haywood County is served by:

Southwestern Workforce Development Board  
 Southwestern Commission

## UNC System College Enrollment



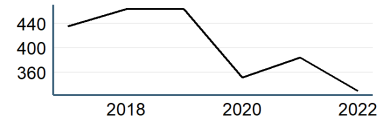
## NC Community College Enrollment



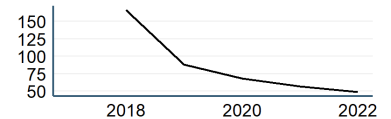
## Top 3 Five-Star Jobs in Waynesville-Franklin Prosperity Zone Sub-Region

Job Title	Annual Growth
Nurse Practitioners	4%
Logisticians	4%
Medical and Health Services Managers	3%

## First-time Curriculum Enrollments



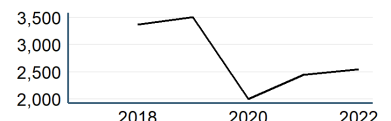
## Basic Skills



## Top 3 Employers in Haywood County

Employer	Employment Range
Blue Ridge Paper Products Inc	1000+
Haywood County Consolidated Schools	1000+
County Of Haywood	500-999

## Continuing Education



### Adult Learners

#### Waynesville-Franklin Sub-Prosperity Zone post-secondary enrollments in NC Community Colleges, Fall 2022

- 148 Basic Skills
- 3,797 Continuing Education
- 1,037 Curriculum

9% of Haywood County residents have **student loan debt**; 6% of debt holders had **student loans in default**. 2022

### Success of Haywood County High School Graduates

- 77% of students who enroll **persist to their second year** versus 79% in peer counties. 2022
- 59% of students who enroll **earn a degree or certificate** within 6 years versus 56% in peer counties. 2022

### Top destinations of all college-goers, Fall 2023

- 1,704 of all college-goers attended **Haywood CC**
- 374 of all college-goers attended **Asheville-Buncombe TCC**
- 178 of all college-goers attended **Southwestern CC**

62% of seniors **completed the FAFSA** in 2023, compared to 62% statewide; 74 more need to complete in 2023 to meet state goal of 80%. 2023

69% of graduates reported **intentions to enroll** in a postsecondary institution versus 68% in peer counties. 2022

57% of graduates **enrolled in a postsecondary institution** within 12 months versus 51% in peer counties. 2022

53% of Haywood County students have **parents with no college degree** (either 2- or 4-year) versus 55% in peer counties.

### How students in Haywood County traditional schools are doing:

53% of eligible 4-year-olds **enrolled in NC Pre-K program**, compared to 53% statewide; 62 more needed to meet state goal of 75%. 2023

35% of 3-8 graders are earning college-and-career-ready scores (level 4 or 5) in **reading**, compared to 30% statewide; 1,475 more needed to meet state goal of 73%. 2023

46% of 3-8 graders are earning college-and-career-ready scores (level 4 or 5) in **math**, compared to 35% statewide; 1,144 more needed to meet state goal of 86%. 2023

91% of 9th graders **graduate within four years**, compared to 87% statewide; 24 more needed to meet state goal of 95%. 2023

19% of students are **chronically absent from school**, compared to 27% statewide; 562 less needed to meet state goal of 11%. 2023

Haywood County has a **student-to-school counselor ratio** of 375:1 versus 362:1 in peer counties. 2023

2% of students **drop out of high school** (36 total students), compared to 2% statewide. 2023

### Degree Credentials Awarded, 2022

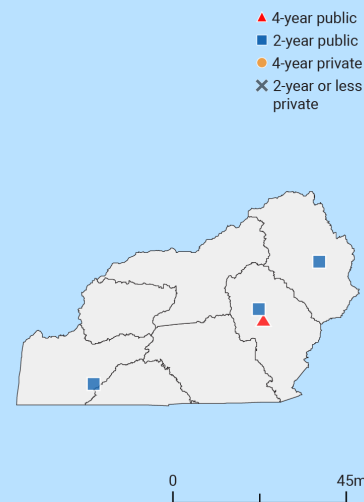
711 certificate | 823 associate | 2,570 bachelor's

### Postsecondary assets in Waynesville-Franklin Prosperity Zone sub-region

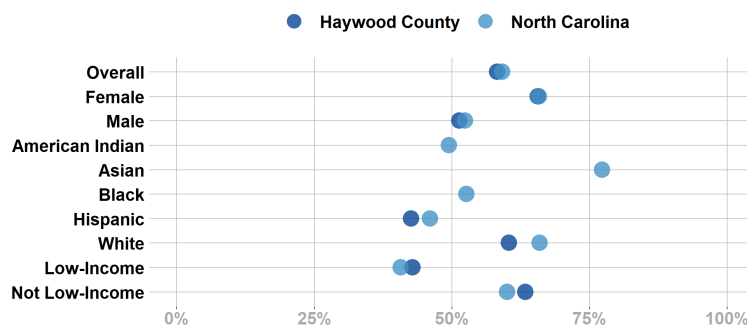
**Public, 4-year or above**  
Western Carolina University

**Public, 2-year**  
Haywood Community College,  
Southwestern Community College, Tri-County Community College

**Private not-for-profit, 4-year or above**  
**Private not-for-profit, 2-year**



### Postsecondary Enrollment Rates for Select Groups in Haywood County, 2022

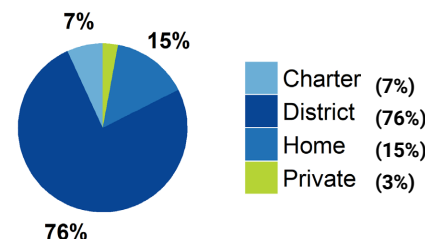


Note: Outcomes for groups with less than 10 students, <5% or >95% are not displayed.

### School Choice

8,506 total students were enrolled in K-12 in Haywood County in the 2022-23 school year.

Note: This profile focuses on outcomes of students enrolled in district schools.



### Access to Postsecondary Credits

Students in Haywood County completed 959 Career & Technical Education (CTE) credentials (210 (22%) were industry-valued credentials) and 531 concentrations in 2023. The top three CTE concentrations completed include Manufacturing; Agricultural, Food, & Natural Resources; and Architecture and Construction.

124 high school students took at least one **AP test** (6%) versus 8% in peer counties (2023).

211 high school students participated in **Career & College Promise programs** (42%) versus 43% in peer counties (2023).

For more information about each indicator, including data sources and methodology, visit:

[dashboard.myfuturenc.org/county-data-and-resources/](https://dashboard.myfuturenc.org/county-data-and-resources/)