

# Henderson County

myFutureNC 2024 Attainment Profiles



Asheville  
Prosperity Zone Sub-Region  
Peer County Type: Suburban  
Local Education Agencies: 1 (2023)  
Charter Schools: 2 (2023)

2030 Proposed Henderson County Attainment Goal: 17,717 (Stretch Goal: 17,909)

2030 State Attainment Goal: 2 million

## Population Spotlight

2020 Census: 116,279  
2022 Estimate: 118,106  
Change: 1,827

## Growth Rate

1.6% County vs. 2.5% State



\$65,252  
Median Household Income (2022)  
State: \$67,516



74%  
Home Owners (2022)  
State: 67%



18.0%  
Child Poverty Rate (2022)  
State: 17.2%



11.0%  
Opportunity Youth Rate (2022)  
State: 10.9%



72%  
Households with Broadband (2022)  
State: 77%



3.2%  
Unemployment Rate (2022)  
State: 3.7%

## Educational Attainment

Henderson County residents ages 25-44, 2022

Less than high school High school graduate (including GED) Some college, no credential Short-term credential Associate degree Bachelor's degree Graduate or professional degree



No Degree  
13,227  
52.5%



Have Degree or Credential  
11,983  
47.5%



Note: Numbers may not add up to 100% due to rounding

## Top Opportunities for Growth

These three areas represent the biggest opportunities for Henderson County to improve future attainment outcomes.



### NC Pre-K Enrollment

28% of Henderson County eligible 4-year-olds are enrolled in NC Pre-K, below the suburban county average of 45%.



### Adult Learners

18% of Henderson County adults 25-44 have some college, no degree, above the suburban county average of 15%.



### Earning College Credit in High School

13% of Henderson County high school students took at least one AP exam, below the suburban county average of 15%. Also, 39% of graduates participated in the Career & College Promise programs, below the peer county average of 39%.

## Promising Attainment Practices

The new **Promising Attainment Practices Database** is a curated, searchable, and filterable collection of about 250 county, region, and state-level initiatives and programs that directly address various components of the state's attainment challenge. The Database allows local and regional initiative leaders and other stakeholders to identify groups across the state who are developing or operating initiatives designed to boost attainment.

Follow link to discover how Henderson County has been meeting local needs:

[https://dashboard.myfuturenc.org/promising-attainment-practices/?wdt\\_search=Henderson](https://dashboard.myfuturenc.org/promising-attainment-practices/?wdt_search=Henderson)

LABOR MARKET ALIGNMENT

## In Asheville Prosperity Zone Sub-Region:

72.1%

of postsecondary degrees and credentials conferred by regional institutions are aligned with labor market needs.

### Top areas of misalignment:

Health Science all levels  
Transportation, Distribution & Logistics below bachelor's  
Business Management & Administration bachelor's



636 Individuals served in an ApprenticeshipNC program in 2020

### UNC and NC Community College Outcomes:

3,023 graduates in 2020

69% of 2016 graduates were employed in NC in 2021

\$35,824 annual average earnings of graduates employed in NC (includes both part-time and full-time jobs)

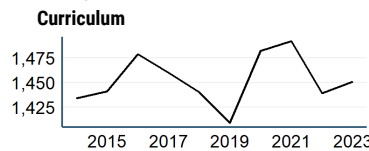


46% of adults (ages 25-44) in Henderson County earned a family sustaining wage, 2022

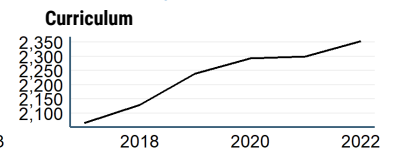
### Henderson County is served by:

Mountain Area Workforce Development Board  
Land-of-Sky Regional Council

## UNC System College Enrollment



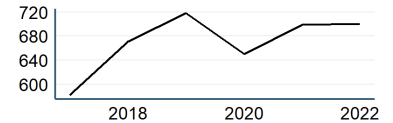
## NC Community College Enrollment



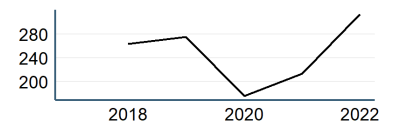
## Top 3 Five-Star Jobs in Asheville Prosperity Zone Sub-Region

Job Title	Annual Growth
Nurse Practitioners	5%
Logisticians	4%
Physician Assistants	3%

## First-time Curriculum Enrollments



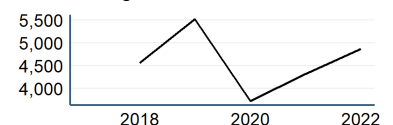
## Basic Skills



## Top 3 Employers in Henderson County

Employer	Employment Range
Henderson Co Bd Of Public Education	1000+
Margaret R Pardee Memorial Hosp	1000+
Ingles Markets Inc	1000+

## Continuing Education



POSTSECONDARY COMPLETION

Adult Learners

Asheville Sub-Prosperity Zone post-secondary enrollments in NC Community Colleges, Fall 2022

- 733 Basic Skills
- 8,927 Continuing Education
- 2,725 Curriculum

9% of Henderson County residents have student loan debt; 7% of debt holders had student loans in default. 2022

Success of Henderson County High School Graduates

- 82% of students who enroll persist to their second year versus 82% in peer counties. 2022
- 59% of students who enroll earn a degree or certificate within 6 years versus 60% in peer counties. 2022

Top destinations of all college-goers, Fall 2023

- 3,829 of all college-goers attended Blue Ridge CC
- 780 of all college-goers attended Asheville-Buncombe TCC
- 68 of all college-goers attended Isothermal CC

COLLEGE & CAREER ACCESS

61% of seniors completed the FAFSA in 2023, compared to 62% statewide; 179 more need to complete in 2023 to meet state goal of 80%. 2023

71% of graduates reported intentions to enroll in a postsecondary institution versus 73% in peer counties. 2022

57% of graduates enrolled in a postsecondary institution within 12 months versus 57% in peer counties. 2022

54% of Henderson County students have parents with no college degree (either 2- or 4-year) versus 48% in peer counties.

ACADEMIC READINESS

How students in Henderson County traditional schools are doing:

28% of eligible 4-year-olds enrolled in NC Pre-K program, compared to 53% statewide; 217 more needed to meet state goal of 75%. 2023

33% of 3-8 graders are earning college-and-career-ready scores (level 4 or 5) in reading, compared to 30% statewide; 3,003 more needed to meet state goal of 73%. 2023

40% of 3-8 graders are earning college-and-career-ready scores (level 4 or 5) in math, compared to 35% statewide; 2,631 more needed to meet state goal of 86%. 2023

90% of 9th graders graduate within four years, compared to 87% statewide; 51 more needed to meet state goal of 95%. 2023

21% of students are chronically absent from school, compared to 27% statewide; 1,340 less needed to meet state goal of 11%. 2023

Henderson County has a student-to-school counselor ratio of 348:1 versus 327:1 in peer counties. 2023

2% of students drop out of high school (76 total students), compared to 2% statewide. 2023

Degree Credentials Awarded, 2022

1,477 certificate | 1,310 associate | 1,451 bachelor's

Postsecondary assets in Asheville Prosperity Zone sub-region

Public, 4-year or above

University of North Carolina at Asheville

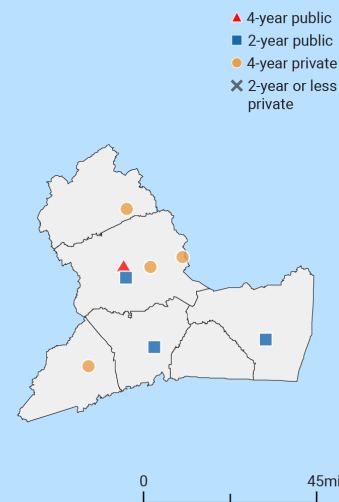
Public, 2-year

Asheville-Buncombe Technical Community College, Blue Ridge Community College, Isothermal Community College

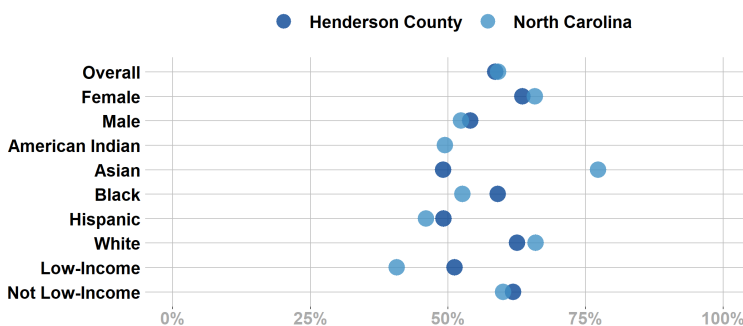
Private not-for-profit, 4-year or above

Brevard College, Mars Hill University, Montreat College, Warren Wilson College

Private not-for-profit, 2-year



Postsecondary Enrollment Rates for Select Groups in Henderson County, 2022

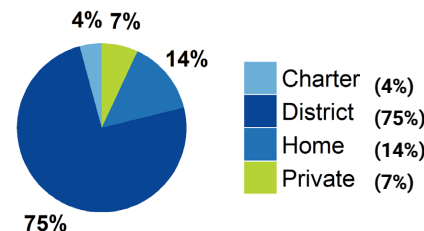


Note: Outcomes for groups with less than 10 students, <5% or >95% are not displayed.

School Choice

16,934 total students were enrolled in K-12 in Henderson County in the 2022-23 school year.

Note: This profile focuses on outcomes of students enrolled in district schools.



Access to Postsecondary Credits

Students in Henderson County completed 2,105 Career & Technical Education (CTE) credentials (766 (36%) were industry-valued credentials) and 613 concentrations in 2023. The top three CTE concentrations completed include Architecture and Construction; Manufacturing; and Health Science.

532 high school students took at least one AP test (13%) versus 15% in peer counties (2023).

390 high school students participated in Career & College Promise programs (39%) versus 39% in peer counties (2023).

For more information about each indicator, including data sources and methodology, visit:

[dashboard.myfuturenc.org/county-data-and-resources/](https://dashboard.myfuturenc.org/county-data-and-resources/)