

Hertford County

myFutureNC 2024 Attainment Profiles



Greenville
Prosperity Zone Sub-Region
Peer County Type: Rural - Non-Metro
Local Education Agencies: 1 (2023)
Charter Schools: 0 (2023)

2030 Proposed Hertford County Attainment Goal: 2,685 (Stretch Goal: 2,745)

2030 State Attainment Goal: 2 million

Population Spotlight

2020 Census: 21,552
2022 Estimate: 20,875
Change: -677

Growth Rate

-3.1% vs. **2.5%**
County State



\$43,871
Median Household Income (2022)
State: \$67,516



65%
Home Owners (2022)
State: 67%



29.5%
Child Poverty Rate (2022)
State: 17.2%



25.0%
Opportunity Youth Rate (2022)
State: 10.9%



57%
Households with Broadband (2022)
State: 77%



5.1%
Unemployment Rate (2022)
State: 3.7%

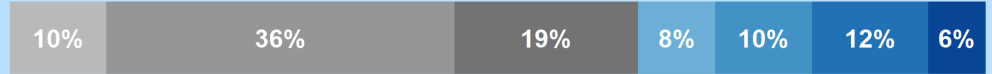
Educational Attainment

Hertford County residents ages 25-44, 2022

Less than high school High school graduate (including GED) Some college, no credential Short-term credential Associate degree Bachelor's degree Graduate or professional degree

No Degree
3,256
64.9%

Have Degree or Credential
1,760
35.1%



Note: Numbers may not add up to 100% due to rounding

Top Opportunities for Growth

These three areas represent the biggest opportunities for Hertford County to improve future attainment outcomes.



Chronic Absenteeism

49% of Hertford County students are chronically absent from school, above the rural - non-metro county average of 29%.



Math Performance

9% of Hertford County 3-8 graders earn college-and-career-ready scores in Math, below the rural - non-metro county average of 29%.



Reading Performance

15% of Hertford County 3-8 graders earn college-and-career-ready scores in Reading, below the rural - non-metro county average of 25%.

Promising Attainment Practices

The new **Promising Attainment Practices Database** is a curated, searchable, and filterable collection of about 250 county, region, and state-level initiatives and programs that directly address various components of the state's attainment challenge. The Database allows local and regional initiative leaders and other stakeholders to identify groups across the state who are developing or operating initiatives designed to boost attainment.

Follow link to discover how Hertford County has been meeting local needs:

https://dashboard.myfuturenc.org/promising-attainment-practices/?wdt_search=Hertford

LABOR MARKET ALIGNMENT

In Greenville Prosperity Zone Sub-Region:

85.4%

of postsecondary degrees and credentials conferred by regional institutions are aligned with labor market needs.

Top areas of misalignment:

Health Science below bachelor's
Transportation, Distribution & Logistics below bachelor's
Business Management & Administration bachelor's



402 Individuals served in an ApprenticeshipNC program in 2020

UNC and NC Community College Outcomes:

7,374 graduates in 2020

71% of 2016 graduates were employed in NC in 2021

\$46,194 annual average earnings of graduates employed in NC (includes both part-time and full-time jobs)

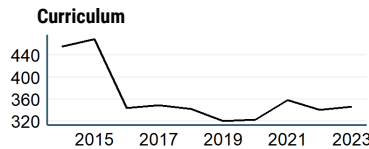


41% of adults (ages 25-44) in Hertford County earned a **family sustaining wage**, 2022

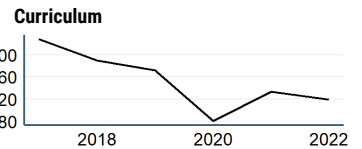
Hertford County is served by:

Rivers East Workforce Development Board
Mid-East Commission

UNC System College Enrollment



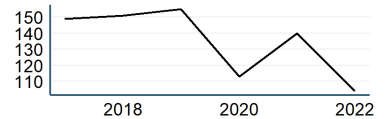
NC Community College Enrollment



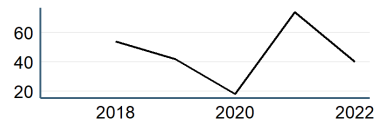
Top 3 Five-Star Jobs in Greenville Prosperity Zone Sub-Region

Job Title	Annual Growth
Nurse Practitioners	4%
Data Scientists	3%
Logisticians	3%

First-time Curriculum Enrollments



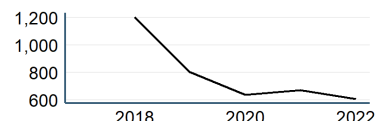
Basic Skills



Top 3 Employers in Hertford County

Employer	Employment Range
Duck Thru	500-999
Vidant Medical Center	500-999
Nucor Corporation	250-499

Continuing Education



Adult Learners

Greenville Sub-Prosperity Zone post-secondary enrollments in NC Community Colleges, Fall 2022

- 451 Basic Skills
- 7,014 Continuing Education
- 2,424 Curriculum

20% of Hertford County residents have **student loan debt**; 17% of debt holders had **student loans in default**. 2022

Success of Hertford County High School Graduates

- 76% of students who enroll **persist to their second year** versus 78% in peer counties. 2022
- 42% of students who enroll **earn a degree or certificate** within 6 years versus 55% in peer counties. 2022

Top destinations of all college-goers, Fall 2023

- 615 of all college-goers attended **Roanoke-Chowan CC**
- 68 of all college-goers attended **Pitt CC**
- 44 of all college-goers attended **College of The Albemarle**

60% of seniors **completed the FAFSA** in 2023, compared to 62% statewide; 39 more need to complete in 2023 to meet state goal of 80%. 2023

71% of graduates reported **intentions to enroll** in a postsecondary institution versus 68% in peer counties. 2022

59% of graduates **enrolled in a postsecondary institution** within 12 months versus 52% in peer counties. 2022

66% of Hertford County students have **parents with no college degree** (either 2- or 4-year) versus 55% in peer counties.

How students in Hertford County traditional schools are doing:

Hertford County has met the goal for **Pre-K enrollment**. (Goal: 75%). 2023

15% of 3-8 graders are earning college-and-career-ready scores (level 4 or 5) in **reading**, compared to 30% statewide; 747 more needed to meet state goal of 73%. 2023

9% of 3-8 graders are earning college-and-career-ready scores (level 4 or 5) in **math**, compared to 35% statewide; 801 more needed to meet state goal of 86%. 2023

82% of 9th graders **graduate within four years**, compared to 87% statewide; 33 more needed to meet state goal of 95%. 2023

49% of students are **chronically absent from school**, compared to 27% statewide; 953 less needed to meet state goal of 11%. 2023

Hertford County has a **student-to-school counselor ratio** of 256:1 versus 325:1 in peer counties. 2023

5% of students **drop out of high school** (42 total students), compared to 2% statewide. 2023

Degree Credentials Awarded, 2022

1,509 certificate | 1,805 associate | 4,867 bachelor's

Postsecondary assets in Greenville Prosperity Zone sub-region

Public, 4-year or above

East Carolina University

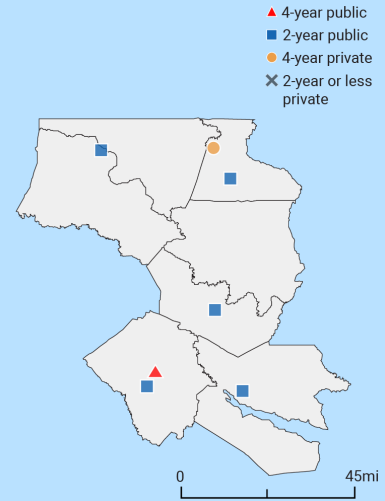
Public, 2-year

Beaufort County Community College, Halifax Community College, Martin Community College, Pitt Community College, Roanoke-Chowan Community College

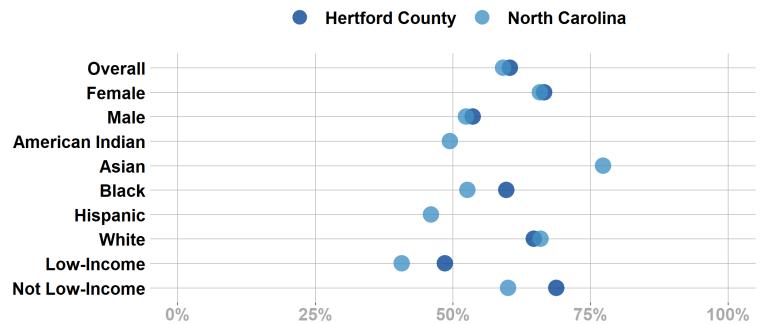
Private not-for-profit, 4-year or above

Chowan University

Private not-for-profit, 2-year



Postsecondary Enrollment Rates for Select Groups in Hertford County, 2022

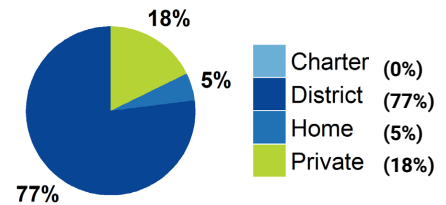


Note: Outcomes for groups with less than 10 students, <5% or >95% are not displayed.

School Choice

3,024 total students were enrolled in K-12 in Hertford County in the 2022-23 school year.

Note: This profile focuses on outcomes of students enrolled in district schools.



Access to Postsecondary Credits

Students in Hertford County completed 875 Career & Technical Education (CTE) credentials (123 (14%) were industry-valued credentials) and 121 concentrations in 2023. The top three CTE concentrations completed include Business Management & Administration; Hospitality & Tourism; and Arts, Audio/Video Technology, & Communications.

Less than 10 high school students took at least one AP test (NA) versus 8% in peer counties (2023).

98 high school students participated in Career & College Promise programs (50%) versus 51% in peer counties (2023).

For more information about each indicator, including data sources and methodology, visit:

dashboard.myfuturenc.org/county-data-and-resources/